

SWIMMING NSW

2012 - 2013

ANNUAL REPORT



New South Wales Limited Officers and Advisers 2012 / 2013

Patron

Her Excellency Prof Marie Bashir AC
Governor of New South Wales



Vice Patrons

The Premier of NSW
Mr John Devitt AM
Mr Clifford Harris OAM

Board of Directors

President Patrick Troy
Director Bill Ford
Director Mark Payne
Director Suzanne Bergersen
Director Gloria Wiegmann
Director Lynn Elliott
Director Helen Deas
Director Graham Towle
Director Christopher Myers
Chief Executive Officer Mark Heathcote

Representatives

Selectors Lynn Elliott
Neil Rogers
Peter Reinhard
Delegate to Swimming Australia Ltd Patrick Troy
Delegates to NSW Olympic Council Graham Towle
Patrick Troy
Delegate to Aust Commonwealth Games Patrick Troy
Auditors Ernst & Young

Contents

Swimming New South Wales Limited Objects of the Company.....	5
Swimming New South Wales Board Members.....	6
President's Report.....	8
Message from the CEO.....	10
Development Report.....	16
Audit & Risk Committee Report.....	24
Technical Open Water Committee Report.....	26
Technical Swimming Committee Report.....	28
Competition Committee Reports.....	30
Project & Memberships Committee Reports.....	32
Championship Summary.....	34
Audited Financial Report.....	36
Swimming NSW Membership Report.....	65

Honour Roll of Life Members

Since the inception of New South Wales Amateur Swimming Association

Life Member	Date of Induction	Life Member	Date of Induction
J. Taylor, C.B.E.*	10.09.42	K.F. Knight*	18.06.77
E.S. Marks, C.B.E.*	10.09.42	N.B. Dixon*	21.06.80
B.R. Galland*	18.09.44	R.D. Faraday*	18.06.83
C.D. Bell*	12.09.46	H.J. Lang	15.06.85
J. Dexter, M.C.*	08.09.49	E. Stewart*	14.06.86
D. Hellmrich*	04.09.52	J. Valler*	14.06.86
S.B. Grange, *	09.09.54	S.W. Aldritt*	13.06.87
W.J. Williams*	06.09.56	I. Wye, M.B.E.*	13.06.87
J.H. Morison*	06.09.56	I. King O.A.M.*	18.06.88
R.F. Pegram*	04.09.58	J. Harrison*	17.06.89
J. Brophy, I.S.O., K.O.S.G.*	06.09.62	H.J. Schofield*	17.06.95
Hon. L.J. Herron, C.M.G.*	02.09.65	R. Jordan	13.06.98
R.G. Askew*	10.06.67	T. Samuel	13.06.98
P. Flynn*	14.06.69	C.B. Rickards*	19.06.99
J.C. Chapman Jnr*	14.06.69	H. Wood	17.06.00
W. Berge-Phillips*	14.06.69	C. Harris	16.06.07
J.P. Henri*	13.06.70	P. Troy	14.06.08
L. Phillips*	27.06.74		

* Denotes deceased

Service Excellence Awards

Established in 2007 to recognise outstanding service to the Company

2007	Albert 'Pud' Williams Jo Currell David Billingurst Jim Pye Glad Pye	2008	Faye Rowles Margaret Spurway Ian Lamb	2009	Dennis Browning Lynette Crossley Peter Hall Margaret Kniha Janice Tredinnick
2010	Robert Guyer Neil Rogers Janelle Barnett Sunny Bidner Amanda Charnock	2011	Helen Ashpole Pauline Corthorn Joan Kellet OAM John Skene OAM John McIntosh	2012	Michael Donnelly Leonardo Repeti Lesley Pike Joanna Wazny Patricia Roberts

Swimming New South Wales Limited

Objects of the Company

The objects of the Company are to:

- affiliate and otherwise liaise with SAL or its successor or assign and such other bodies as may be desirable to achieve these Objects;
- conduct encourage, promote, advance, control and administer swimming activities in and throughout New South Wales;
- provide for the conduct, encouragement, promotion and administration of swimming activities through and by various Member Associations for the mutual and collective benefit of the Members;
- provide for the conduct, encouragement, promotion and administration of educational activities through and by various Member Associations and Associate Members for technical officials, coaches, athletes and learn to swim programs for the mutual and collective benefit of the Members;
- act in good faith and loyalty to ensure the maintenance and enhancement of the Company and swimming, its standards, quality and reputation for the collective and mutual benefit of the Members and swimming;
- at all times operate with and promote mutual trust and confidence between the Company and the Members in pursuit of these Objects;
- at all times to act on behalf of, in the interests of, and in conjunction, with the Members;
- promote the economic and sporting success, strength and stability of the Company, and each Member Association and to act interdependently with each Member Association in pursuit of these Objects;
- ensure compliance with the by-laws, policies and rules as amended from time to time of FINA, SAL and the Company;
- make New South Wales the leader in Australian swimming;
- apply the property and capacity of the Company towards the fulfillment and achievement of these Objects;
- use and protect the Intellectual Property;
- collect, distribute and publish information in connection with swimming;
- promote and control state meetings, competitions and championships and to the extent relevant, promote and assist in conducting national and international meetings, competitions and championships;
- strive for governmental, commercial and public recognition of the Company, the Member Associations and swimming;
- promulgate and secure uniformity in such rules as may be necessary or appropriate for the management and control of swimming and related activities in New South Wales;
- promote swimming as a spectator sport;
- through or in association with the Member Associations or other entities or of itself, promote the health and safety of all Individual Members;
- pursue through itself or others such commercial arrangements, including sponsorship and marketing opportunities as are appropriate, to further these Objects;
- formulate or adopt and implement appropriate policies, including in relation to member protection, equal opportunity, equity, drugs in sport, health, safety, junior and senior programs and such other matters as arise from time to time as issues to be addressed in swimming;
- represent the interest of its Members and of swimming generally in any appropriate forum;
- have regard to the public interest in its operation;
- do all this is reasonably necessary to enable these Objects to be achieved and to enable the Members to receive the benefits which these Objects are intended to achieve;
- encourage and promote performance-enhancing drug free competition; and
- undertake and or do all things or activities which are necessary, incidental or conducive to advance these Objects.

Board of Directors



Patrick Troy

President

Patrick is the current President and Life Member of Swimming NSW and past President and Life Member of Cumberland ASA (now Metro South West), Toongabbie Swimming Club and McCredie Park Aquatics. Previously Patrick was a Director of Swimming NSW for 14 years and has been involved with swimming for over 30 years.



Bill Ford

Director

For more than 20 years Bill has been involved with swimming and has held concurrent positions at Club, District, State and National levels in the administration of swimming. Bill has held a number of positions on the Swimming NSW Committees including Secretary and Chairperson of the Open Water Committee, the Technical Committee, (rules and revision), Secretary to the Finance and Strategic Planning Committee and Chairperson to the Rules Revision Committee. Bill holds a Diploma in Sports Administration.



Suzanne Bergersen

Director

Suzanne is a Life Member of Jones ASC and Metro South East. Currently Suzanne is a Technical Official - Swimming NSW Referee Level 2 and is the Director TAFE NSW - Bradfield Senior College. Suzanne has held a number of positions with Swimming NSW Committees including Education, Open Water and the Technical Committees. Additionally Suzanne was President and member of the District Executive and holds a Masters of Educational Administration.



Lynn Elliott

Director

Lynn is the Head Coach, President and Life Member of the Sea Eagles Swimming Club. Being a Silver Licence ASCTA accredited Coach, Lynn is also a Director and Life Member of ascta NSW and Director and Vice President of ASCTA National.

Board of Directors



Graham Towle

Director

Graham is a Life Member of McCredie Park Aquatics and is a Technical Official. Graham has held several positions including a member of the Education Committee, Chairperson of the Open Water Technical Committee, Chairperson of the Audit and Risk Committee and Director on the Board of NSW Aquatics Management. Graham is also the liaison Director appointed to the Technical Swimming Committee and is one of the Delegates to the NSW Olympic Committee.



Mark Payne

Director

Mark is the President of the Hills Swimming Club, Chairperson of the Audit & Risk Committee and is a Technical Official. Mark holds a Bachelor of Economics, Bachelor of Laws, Master of Laws and Graduate Diploma in Applied Finance and Investment. Mark's professional associations include Solicitor, Supreme Court of New South Wales, Fellow, Financial Services Institute of Australasia, and a Member, Australian Institute of Management.



Christopher Myers

Director

Chris is the President and Life Member of ascta NSW, Director of ASCTA National, Head Coach of Blacktown City Swim Club and is a Silver Licence ASCTA accredited coach. Chris has previously coached the Australian Open Water Team and the NSW State Team.



Gloria Wiegmann

Director

Gloria is a Life Member of the Metro North West area and Galston Swim Club. In the past Gloria has held several positions with Swimming NSW including past Education Director, past Metropolitan Vice President and Member of the Education and Competitions Committee. Previously Gloria was a club night referee, past President, Race Secretary, Treasurer and is currently a Metro North West Area Vice-President.



Helen Deas

Director

Helen is a member of the AKAC Swimming Club with two daughters swimming competitively. Helen is an experienced Senior Manager in the NSW Public Sector and has experience leading a broad range of boards, committees and project teams. Helen has completed the Board of Directors Course through the Australian Institute of Company Directors and is a member of Women on Boards.

Presidents Report



I am pleased to be able to present my report for the 2012 – 2013 financial year. A year which has seen Swimming NSW consolidate past achievements and accomplish many of its performance plans and targets. In all, a very successful year but we realise that we must keep working tirelessly to achieve our ultimate goal – which is to make New South Wales the premier swimming State in Australia.

Financially, Swimming NSW is in a very sound position having achieved a small operational surplus this year after a few years of working with small deficits. We plan to keep growing our income without placing undue financial pressure on our members and are proud that Swimming NSW membership fees are the lowest of any State or Territory in Australia.

The Board, with the assistance of our CEO, Mark Heathcote will continue to investigate and secure whatever means are available to attract Government and corporate funding to assist us with achieving our goals and improving the standard of swimming in this State from “grass roots” to the “national” level.

Our elite swimmers continue to achieve recognition at the International level and we are proud that ten (10) New South Wales swimmers have won places on the Australian Team for the World Championships to be held in Barcelona.

Our performance at the 2013 Australian Age continued to improve but not as rapidly as we hope. This is being worked on and Matt Adair is spending a portion of his time with the NSW Institute of Sport with the aim of making sure that we get improved results in this area.

We have signed our Partnership Agreement with Swimming Australia (SAL) and our funding from SAL will largely depend on Swimming NSW achieving the agreed targets.

The NSW Institute of Sport has gone through a pretty turbulent period with an enquiry into its operation taking place. Once this review is finalised, we will work closely with NSWIS and Swimming Australia to ensure we get the best agreement possible for our athletes and coaches.

“Financially Swimming NSW is in a very sound position having achieved a small operational surplus this year”

Entries for our Country, Metropolitan and State Championships continue to increase and we should feel proud with the way that they are organised and presented. They were all conducted in a highly skilled manner without any major disruptions or problems and are a benchmark for all other States.

The 2013 Long Course Open Championships were a prime example of what Swimming NSW is capable of achieving. There were many interstate swimmers and coaches attending, as well as swimmers from overseas. In particular, just about the entire Japanese Olympic Team competed and I personally received much praise from the Japanese Consular General and also the President of the Japanese Chamber of Commerce on the way the Championships was conducted.

Due to his football commitments with the Canterbury Bulldogs, Alan Thompson resigned from the Board in February and Mrs. Helen Deas was appointed by the Directors to fill Alan’s position. Helen has worked in the NSW Public Sector for over 25 years and will be a valuable member of your Board and an asset to Swimming NSW. She will bring many unique skills and experiences which will benefit our sport.

I would like to thank Alan for his valuable participation and contributions during his Directorship. His knowledge of swimming was a huge advantage for our Board and I believe that swimming in this state is in a better place due to his input.

I would like to take the opportunity to recognise the dedication and commitment that Mark Heathcote and all the SNSW office staff give to Swimming NSW. They spend countless hours ensuring that the Company is efficiently run and that our members’ requirements are being met. The contribution that they all make to the success of SNSW cannot be measured.

I would also like to thank and acknowledge the contributions of;

- The Directors of the Company for the highly skilled support that they provide to Swimming NSW and me.
- Members of the various Standing Committees for the numerous hours that they generously provide to Swimming NSW.
- The Technical Officials and volunteers who provide their time and expertise with the running of swim meets from Club to Australian Level.
- ascta NSW for its support of our teams and development programs.
- The New South Wales Institute of Sport for the backing and the services it provides to our elite athletes.
- Swimming Australia and its staff for the assistance and support that they provide to SNSW through the year.
- The management and pool staff at SOPAC for their proficiency in ensuring that all our State Championships is successfully conducted.
- All the Areas and Clubs for their ongoing commitments which ensures that our sport continues to function and thrive at all levels throughout the whole of New South Wales.

Swimming NSW has a wonderful committee structure and there are many people on these committees, as well as the paid staff who are willing to assist you with any concerns, problems or training that you require. Please let us know what we can do to assist you with the running of your Clubs and Areas.

Swimming NSW will continue to prosper and overcome the many hurdles that will be put in our way, but I believe that we have the ability and dedication to overcome them as required and once again show the rest of Australia what a great organisation we are.

Patrick Troy
President
Swimming New South Wales Ltd.

Message from the CEO



I am pleased to present to you the 116th Annual Report of Swimming New South Wales Limited.

This booklet contains reports on the competition and developmental areas of the sport along with a summary submitted by each of the Chairpersons of the Board, Competitions, Technical Swimming, Projects & Membership, Technical Open Water Swimming and Audit and Risk Committees.

It will also highlight our significant achievements and awards of the past year as well as the Company financial performance through a comprehensive audit report.

ACHIEVEMENTS

This year, the Company launched its new four-year Strategic Plan which outlines the direction Swimming NSW will undertake in guiding key decision making and allocation of resources against set objectives for the next quadrennium. The new plan provides a framework of both new initiatives as well as existing activities which the Company can continue to build on over the course of the plan. I am pleased to report that already the Company is making good progress against these objectives and is well placed to deliver on our vision of being the premier swimming state in Australia.

An Olympic year is always a year of excitement for any Olympic sport and this year was no different. Swimming NSW is extremely proud of the athletes who travelled to London to represent Australia and their achievements are outlined later in the report. For many athletes this was their debut Olympic and Paralympic Games and they all achieved excellent results and positioned themselves well for selection in upcoming National/International teams such as this year's World Championships. There has been a general consensus that the team did not perform to expectations in London and the fallout from that has no doubt impacted the sport. Despite this, Swimming NSW has remained committed to our objectives and to work closely with our stakeholders to continue to support our athletes and coaches to reach their potential.

One of the key achievements for this year was recording an increase in membership for the first time in many years. Much of this result can be attributed to our excellent volunteers at both Club and Area level who have worked tirelessly to create opportunities for parents and swimmers to participate in our sport. Our Development Officers have also played a role in supporting our Clubs and Areas through the provision of various Development Days, attendance at school meets and having a presence in the local media promoting athlete achievements as well as the many benefits of joining a swimming club.

This year we successfully launched the ascta NSW and SNSW Coach Development Framework which provided a number of new and unique development opportunities for our coaches. Swimming NSW is committed to the success of this Framework in the coming years as it provides a consistent and well resourced career pathway at all levels for our NSW coaches. Coaches that are part of the program now have access to a yearly two-day development workshop, regular guest speakers who present on a wide variety of topics. They are also eligible for a number of International, National and State Coaching Scholarships as well as tertiary education opportunities.

NSW athletes continue to improve at both an Open & Age level achieving excellent results at both the National Open & Age Championships. We have increased our representation on all Swimming Australia teams and these athletes are now being selected from a variety of coaching programs across the State which indicates a greater degree of depth in our coaching ranks. We understand that there is still a lot of work to do in this area to remain competitive at both a National and International level and we expect that the introduction of the Coach Development Framework and Development Squad pathways will further drive success for NSW.

“One of the key achievements for this year was recording an increase in membership for the first time in many years.”

Swimming NSW has continued its support of Swimming NSW Aquatic Management and both organisations this year have concentrated their efforts on ensuring that our Clubs and Coaches have the water access they require to achieve their objectives. This has been difficult in the current environment but we expect that over time we will be able to achieve greater results in this important area.

As previously mentioned, our Development Officer network continues to work diligently to support the grass roots level of our sport. This year, in consultation with each of their Areas, our Development Officers ran numerous development activities such as assisting with the continued roll out of the Junior Excellence and Youth Performance Squad programs, supporting Clubs who wished to participate in the EnergyAustralia Go Swim month and also conducting school and learn to swim visits. The Development Officers also delivered numerous Coaching Accreditation Courses and Team and Meet Manager Courses in addition to Clubs Online and Website training.

The primary role of our Development Officers is to continue to ensure effective two way communication between the Company and our members. We believe that by each Area being assigned a dedicated Development Officer, the Company remains in a positive position to listen to and respond to the concerns of our members, both strategically and operationally.

The introduction of our Indigenous Participation programs has also had an immediate effect with Swimming NSW greatly increasing the number of opportunities available for our indigenous population to access our sport. This year Swimming NSW was able to actively form partnerships with a number of Aquatic Centre's in NSW that were placed in high indigenous population areas to provide subsidised learn to swim and squad programs for indigenous people. As a result, the Company recorded a 50% increase in our indigenous membership - a promising result for the work that has only just begun in this area.

The Competition Strategy Policy was reviewed again this year to ensure that it continues to work effectively across a wide range of Areas. The Area Presidents were instrumental in this process and gave the Board of Directors some key insights into how this Policy remains relevant and effective for all Clubs and Areas. Swimming NSW also introduced the SNSW Meet Approval Process this year to give Areas greater control over the meets that were being run in their jurisdiction. This was important in providing greater clarity to parents and swimmers about which meets could be used for qualifying times.

As the current agreement between Swimming Australia and IMG is coming to an end, we have worked hard with a number of vendors to ensure a high quality membership system is implemented effectively moving forward. Issues and concerns that have been raised with Swimming NSW over the past three years have been documented and are expected to be addressed so we can provide an increased level of service to our members.

Our events continue to be the showcase for our sport and this year we experienced increased levels of participation in all of our events. These increased entry levels are despite the Competitions Committee constantly reviewing the qualifying times and demonstrates that our coaches and swimmers are continuing to respond and improve on a yearly basis. The Competitions Committee and event staff continue to work hard to ensure that our events remain innovative and at the forefront of swimming events in Australia.

Swimming NSW maintains its support to our large volunteer base through our Technical Swimming Committee. This Committee has worked closely with the Area Technical Swimming Coordinators to again conduct a significant amount of training which has resulted in a further increase in the number of new Technical Official Accreditations being achieved throughout the year. A number of activities are planned for the year ahead to provide further support and recognition for our hard working officials and volunteers.

I would also like to take this opportunity to acknowledge the ongoing support of sponsors, Speedo, Courtyard by Marriott North Ryde, and the Office of Communities NSW – Sport & Recreation, all of whom have renewed their agreements with us during the year. Without their generous support we would not be able to foster, control and develop the sport of swimming in NSW to deliver membership and development activities for the benefit of all of our members.

Swimming NSW has continued to capitalise on the changes we have made over the previous years, so as to ensure the continued improvement of our sport into the future. The Board and staff are well aware of the importance of continually evolving the administration of our sport to suit the modern day needs of our membership and this year we have aimed to achieve this through both increased and improved service to our members.

FINANCIAL PERFORMANCE

The Company recorded a profit for the financial year of \$42,244 which was ahead of the original intended budget deficit of \$5,767, which was a pleasing result for the Company.

The major reasons for the result are as follows:-

- Increased Donations, Sponsorship and Government Grants of \$110,000.
- Increased Swim Meet Revenue of \$39,000 due to increased entries and attendances.
- Increased Interest received of \$5,500 due to higher returns achieved on the Company's investments.
- A saving of \$16,000 on Area Development Grants, with not all Areas conducting activities this year.
- A saving of \$10,000 on Insurance Premiums due to the excellent brokerage offered by JLT Sport, who work tirelessly to ensure they get the best premiums for our sport.

This gave the Company an Operating deficit of \$94,406 and this was offset by our Swim Trade and Speedo Swim Shop profits to the value of \$136,651.

The Speedo Swim Shop again improved its result from the previous year on the back of strong sales during the busy summer period. Increased merchandise sales at our events also contributed to the overall profit from our commercial activities.

The Board was conscious that continued deficits were not sustainable and were therefore pleased to report a surplus for this year. The Board has also budgeted for a small surplus for the 2013/14 year. The Consolidated accounts show a smaller surplus than reported above, this is due to NSW Swimming Nominees Pty Ltd providing a capital distribution of \$30,000 to Swimming NSW Ltd throughout the year and Swimming NSW Aquatic Management recording a small loss for the year.

MEMBERSHIP

The membership figures as at year end indicate a small increase in membership of 0.3% or 108 to 32,697.

This is the first increase that Swimming NSW has recorded for a number of years and is very pleasing to report. Whilst the increase is small it has arrested the trend of membership decreases and also provides us with something to build upon in the years ahead.

Again this year, membership is an area that the Board has spent significant time reviewing and this summer our focus will be to continue to utilise our Development Officer network to support Clubs with both the recruitment and retention of members and to promote the benefits of our sport to the wider community.

It is our goal to continue to support the grass roots aspects of the sport which will assist in maintaining participation levels across the State and also enable us to attract new people to our sport. We also expect that our increased focus on the servicing of members through new programs and incentives will help drive membership throughout the year.

CONGRATULATIONS

To the following persons on their involvement with the NSW Sports Federation Awards in December 2012:-

- Jacqueline Freney** – Recipient – Athlete of the Year with a Disability
Maddison Elliott – Recipient – Young Athlete of the Year with a Disability
Jacqueline Freney – Finalist – NSW Athlete of the Year
Michael Auprince – Finalist – Young Athlete of the Year with a Disability
Kirsten Boesen – Finalist – Young Athlete of the Year with a Disability
Michael Freney – Finalist – NSW Coach of the Year

The following Clubs who achieved Platinum & Gold Standard in the Swimming Australia GO Club PB program:-

Platinum

Ginninderra	Mount Annan
Ryde-Carlisle	Sydney University
Willoughby	

Gold

AquaBlitz Toongabbie	Campbelltown
Knox Pymble	Lane Cove

To the following NSW based swimmers, coaches and managers who were selected to represent Australia at the 2012 London Olympic Games:-

Swimmers:

Daniel Arnamnart – SOPAC
Jessica Ashwood – SOPAC
Angie Bainbridge OAM – Hunter
Jayden Hadler - SOPAC
Belinda Hocking – Albury
James Magnussen – SOPAC
David McKeon - Wests Illawarra Aquatic
Jarrold Poort – Wests Illawarra Aquatic
Eamon Sullivan - SOPAC
Daniel Tranter – SOPAC

Coaches and Managers:

Brant Best
 John Fowlie
 Lynn Fowlie
 Grant Stoelwinder
 Greg Towle

To the following NSW based swimmers and coaches who were selected to represent Australia at the 2012 London Paralympic Games:-

Swimmers:

Timothy Antalfy – Hunters Hill
Michael Auprince – University of NSW
Taylor Corry – Nelson Bay RSL
Richard Eliason – Ginninderra
Maddison Elliott – Novocastrian
Amanda Fowler – Nepean Aquatic
Jacqueline Freney – Richmond Valley
Mitchell Kilduff – SLC Aquadot
Kara Leo – Nepean Aquatic
Matthew Levy – Cranbrook Eastern Edge
Katrina Porter – Sydney University
Aaron Rhind – Ginninderra
Teigan Van Roosmalen – Mingara Aquatic
Sean Russo - University of NSW
Prue Watt – New South Wales
Reagan Wickens - SLC Aquadot

Coaches:

Angelo Basalo
 Tom Davis
 Michael Freney
 Bashir Zidan

To the following recipients of Awards at the EnergyAustralia Swimmer of the Year Awards:-

Jacqueline Freney - Multi Class Swimmer of the Year

Michael Freney – Multi – Class Coach of the Year

John Fowle - Coach of the Year

Mount Annan Swim Club – Club of the Year

APPRECIATION

I would like to acknowledge the involvement of the following organisations and individuals for their support throughout the year:-

- * Union of Old Swimmers, for their continued support of developing athletes.
- * The staff at the NSW Institute of Sport, particularly Kim Crane and Daniel Blattman, for their approach to the ever developing program partnerships.
- * Ross Coggan and the staff at SOPAC for their co-operation and support of our activities.
- * The staff at Swimming Australia for their ongoing assistance.
- * The representatives of the Company Standing Committees
- * To Pat Troy, for his support, guidance and leadership throughout the year.
- * To all Board members for their leadership and support throughout the year, as well as Area representatives, Club representatives, Technical Officials, coaches, parents and athletes who have contributed at any level over the last 12 months I extend a sincere thank you for your continued involvement.

VALE

- * **Nancy Dixon** – Life Member of Swimming NSW
- * **Isa Wye MBE** - Life Member of Swimming NSW
- * **Henry (Harry) Schofield** - Life Member of Swimming NSW
- * **Mick Lord** - Life Member of Shellhabour-Warilla Swimming Club
- * **Kurt Lloyd** – Life Member of Raymond Terrace Swimming Club
- * **Cherrill Hewes** – Life Member of Lismore Workers Swim Team
- * **Ian Hien** – Castle Hill RSL Dolphins
- * **Warwick Webster** – Coach at Ashfield Aquatic Centre

STAFF

Again this year, the staff structure has remained very stable, with no staff leaving us throughout the year. We have welcomed **Kerrie-Anne Anstis** (Indigenous Participation Coordinator) to our team and she has already achieved success implementing a number of new programs in this important area.

I would like to acknowledge the efforts of the following staff during the year for their untiring efforts, without them the organisation would not be in such a great position to meet its goals and objectives. Thank you also for their friendships and support throughout the year.

- * Development & Events Manager – **Matt Adair**
- * Development Officer (Metropolitan) – **Darren Howard**
- * Development Officer (Coast & Valley) – **Jarrold Anthony**
- * Development Officer (North Coast) – **Narelle Duggan**
- * Development Officer (New England & North West/Western) – **Pam Weste**
- * Development Officer (South Eastern) – **Pia Farmilo**
- * Development Officer (Mountains & Plains/Southern Inland) – **Belinda Fraser**
- * Events Coordinator – **Cherry Smith**
- * Finance Manager – **Michelle Boon**
- * Marketing & Communications Coordinator – **Janine Walker**
- * Membership Administrator – **Michelle Kelly**
- * Speedo Swim Shop Manager – **Gail Rea**

SUMMARY

As you will read in the following pages, the 2012/13 year has been another successful year for Swimming NSW and we look forward to continuing this great work in the coming years. We introduced many new initiatives this year as well as reviewing a number of existing Policies and Programs. The Company will continue to work diligently with our members at the forefront of our minds as meeting and exceeding their expectations will ensure our long term success.

Mark Heathcote
Chief Executive Officer
Swimming New South Wales Ltd.



Swimming NSW Development Report

AREA DEVELOPMENT PROGRAM

The participation levels for the 2012 – 2013 Area Development Squads were:

AREA	A	B	C	D	TOTAL
Swimming ACT	13	16	29	46	104
Coast & Valley	38	16	27	83	164
North Coast	7	46	31	82	166
Metro North East	35	19	33	79	100
Metro North West	35	18	23	54	130
Metro South East	21	30	48	59	158
Metro South West	9	17	30	71	127
Mountains & Plains	2	30	44	26	102
South Eastern	7	15	17	56	95
Southern Inland	0	11	11	52	74

A Squad: 12 – 18 year old National Age qualifiers

B Squad: 13 – 18 year old State Age qualifiers

C Squad: 9 – 12 year old State Age qualifiers

D Squad: 9 – 16 years

JUNIOR SHARKS SQUAD

The 2012 Junior Sharks squad participated in three development days throughout the year, which were a resounding success. The development days were hosted at the newly refurbished Knox College Aquatic Centre at Wahroonga. Each of the development days included pool sessions and presentations from coaches on dryland and conditioning, athlete development, time management and preparation for events such as State and National Age Championships. The athletes were lucky enough to gain an insight into competition at the elite level, thanks to presentations from some of New South Wales' best coaches and athletes. Swimming NSW would like to thank all presenters for their time, thoughts and experience. A big thanks must also be extended to the coaches who attended the development activities throughout the year.

2012 Junior Sharks Squad Members

Name	Club	Name	Club
Andrew Newling	Carlile	Olivia Adams	Ravenswood
Ebony Norris	Woden	Lucas Anderson	Willoughby
Catherine Ogilvie	Ryde Carlile	Maniah Betham	Ripples St Marys
Emily Racki	SwimWest	Joshua Blackshaw	Kincumber Pacific Dolphins
Nathan Robinson	Ripples	Kiesha Bovill	Aquaburn
Kristen Sales	Ascham	Alexa Browne	Ravenswood
Jacob Sansom	West Wallsend Indoor	Kelsey Cresswell	Campbelltown
Rebekah Sefton	The Hills	Rebecca Cross	Tuggeranong Vikings
Bailey Sheather	Novocastrian	Sheree Farrell	Campbelltown
Sheridan Smith	Sans Souci Sea Devils	Rei Fujinami	Carlile
Deborah To	Sydney Swim PLC	Laura Ghali	Woy Woy
Oriane Villiers	Ulladulla	Christopher Hoare	NC Aquatic
Sienna White	Bayside	Andrew Lam	Macquarie Fields
Tom Woodcock	Knox Pymble	Leon MacAlister	Carlile
Julian Yang	SOPAC	Cassidy Matterson	Kincumber Pacific Dolphins
Chloe Yoo	SOPAC	Maisie McFadyen	Ascham



AGE DEVELOPMENT SQUAD

The 2012 New South Wales Age Development squad took part in three development days at the new Knox Grammar Aquatic Centre. The development days involved undertaking a series of aquatic tests which were compared throughout the series of development days to track athlete's progression. Athletes and coaches took part in education presentations at each of the Development days, including sport psychology, dryland conditioning, nutrition at meets and the athlete pathway. Thanks goes out to all of the coaches that supported the development days and gave up their time.

Age Development Squad Members

Name	Club	Name	Club
Adam Taiba	Mount Annan	Julie Litver	Cranbrook Eastern Edge
Adele Goudis	Macquarie University	Kaitlyn McCaw	MLC Marlins
Ainslie Kincade	Hunter	Karim Diallo	Cranbrook Eastern Edge
Alec Morris	Woden	Karlee Franek	Mount Annan
Alessandra Colombini	Bayside	Kate Diamond	Liverpool
Alexander Ryan	Woden	Kate Lee	Carlile
Alexandra Rees	Novocastrian	Katherine Adams	Ravenswood
Alice Stuart	Macquarie University	Kiera Eady	West's Illawarra Aquatic
Alicia Van Arkel	Cherrybrook Carlile	Kiran Richardson	Kincumber Pacific Dolphins
Alina Tape	Mingara Aquatic	Kyron Israelsohn	Lane Cove
Amy Maxwell	Macquarie Fields	Lachlan Vane	Mingara Aquatic
Angelique Barrett	Sydney University	Leah Allen	Canberra
Angus Funnell	Ginninderra	Liam Barber	Telopea
Angus Hannan	Cherrybrook Carlile	Lily Rasdall	Carlile
Annabel Hopkins	Mingara Aquatic	Lisa Slojewski	Sans Souci Sea Devils
Benjamin Thornton	University of NSW	Luke Crimston-Smith	Cherrybrook Carlile

Name	Club	Name	Club
Bridgitte Fenske	West's Illawarra Aquatic	Madeline Munns	Terrey Hills
Briella Brown	Carlile	Maniah Betham	Ripples St Marys
Brittany Stoker	Atlantis	Martha Spilioti	Sans Souci Sea Devils
Bronte Aitken	Cherrybrook Carlile	Matt Kelly	Abbotsleigh
Caitlyn Richardson	Sans Souci Sea Devils	Matthew Clifford	Willoughby
Cameron McElroy	Springwood	Matthew King	Willoughby
Cameron Slaughter	Ripples St Marys	Matthew Mensforth	Hunter
Cassandra Naydovska	West's Illawarra Aquatic	Matthew Pender	West Wallsend Indoor
Charlotte Westhefer	Abbotsleigh	Matthew Robinson	Ripples St Marys
Chelsea Stewart	Ginninderra	Matthew Webster	West Illawarra Aquatic
Christopher Hoare	NC Aquatic	Megan Burgess	Sydney University
Clare O'Rourke	Cherrybrook Carlile	Michaela Campbell	Sans Souci Sea Devils
Claudia Goswell	Barker Aquatic	Michaela Hokin	Mount Annan
Daniel Collins	Hunter	Mikaela Middleton	Aquaburn
Daniel Taiba	Mount Annan	Mikayla O'Connor	Auburn
Danielle Hession	Mingara Aquatic	Ming Feng	Carlile
Darren Chien	Ryde Carlile	Molly McNamara	Ripples St Marys
Dylan Betham	Ripples St Marys	Natasha Kosev	Ginninderra
Dylan Weir	Tuggeranong Vikings	Nicola Stirton	Carlile
Elise Pidutti	Hunter	Olivia Adams	Ravenswood
Emily Rosskelly	West's Illawarra Aquatic	Oskar Steven	Barker Aquatic
Emily Washer	Carlile	Paige Burland	Sydney University
Emma Gillingham	Tuggeranong Vikings	Paris Zhang	Macquarie University
Emma Lakeman	Cherrybrook Carlile	Patrick Yap	Trinity Grammar
Emma Payne	The Hills	Paul Van Westing	Knox Pymble
Gabriel Cabban	Nepean Aquatic	Rachel Wood	Woy Woy
Grace Hoitink	Ginninderra	Rebecca Dungan	Trinity Grammar
Hannah Donaldson	Bayside	Rebecca Samuela	Atlantis
Harry Dai	Trinity Grammar	Rebekah McCoy	Tuggeranong Vikings
Imogen Schiwiy	Canberra	Sam Biddle	Hunter
India White	Bayside	Samantha Abbott	University of NSW
Isabella Marinelli	Woden	Samantha Wyllie	Dapto
Jacinta Mattingly	Cranbrook Eastern Edge	Samantha Ying	Cherrybrook Carlile
Jacob Sansom	West Wallsend Indoor	Samuel Fitzgerald	Willoughby
James Hanson	Telopea	Samuel Ritchens	Lane Cove
Jayke Rees	Carlile	Scott Goadby	Knox Pymble
Jessica Davies	Wagga Wagga	Shannon Maloney	Woden
Joanna Adams	Ravenswood	Sophie Taylor	Ryde Carlile
Joel Walker	NC Aquatic	Stephanie Till	Kincumber Pacific Dolphins
Jonathan Ryan	NC Aquatic	Taha Dannoui	SOPAC
Joshua Attard	Cherrybrook Carlile	Taylah Pollard-Hughes	Cherrybrook Carlile
Joshua Blackshaw	Kincumber Pacific Dolphins	Taylor Puskaric	Sans Souci Sea Devils
Joshua Blumberg	Barker Aquatic	Tim Mason	Lane Cove
Joshua Simat	Trinity Grammar	Tizanna Fiorese	Woden
Julia Glavincevski	Carss Park	Tristan Daniell	Auburn
Julie Dao	Auburn	Tristan Hollard	Novocastrian

DISTANCE DEVELOPMENT SQUAD

The New South Wales Distance Development squad took part in two development days specifically focussed upon developing the skills required in our distance swimmers in New South Wales required to win medals at National meets. The squad took part in aquatic testing and educational presentations focused upon distance swimming. Thanks must go out to the swimmers for their hard work at the development days and the coaches who gave up their weekends to make the squad days possible.

Distance Development Squad Members

Name	Club	Name	Club
Abbey Harkin	Novocastrian	Karlee Franek	Mount Annan
Adele Goudis	Macquarie University	Kate Diamond	Liverpool
Alec Morris	Woden	Lachlan Vane-Tempest	Mingara Aquatic
Alessandra Colombini	Bayside	Leah Allen	Canberra
Amy Maxwell	Blacktown City	Lisa Slojewski	Sans Souci Sea Devils
Angus Funnell	Ginninderra	Maddison Dwyer	Carss Park
Bonnie Zhang	Canberra	Michaela Hokin	Mount Annan
Bradley Woodward	Mingara Aquatic	Mikayla O'Connor	Auburn
Briella Brown	Carlile	Ming-Fen Ong	Carlile
Callum Sherington	Carlile	Rachel Wood	Woy Woy
Cameron Tysoe	Ginninderra	Rebecca Samuela	Atlantis
Chelsea Stewart	Novocastrian	Rebekah McCoy	Tuggeranong Vikings
Daniel Collins	Hunter	Sam Biddle	Hunter
Elise Pidutti	Hunter	Scott Goadby	Knox Pymble
Emily Waddington	Ravenswood	Shannon Maloney	Woden
Emily Washer	Carlile	Sophie Taylor	Ryde Carlile
Emma Gillingham	Tuggeranong Vikings	Taylah Pollard-Hughes	Cherrybrook Carlile
Emma Lakeman	Cherrybrook Carlile	Taylar Puskaric	Sans Souci Sea Devils
Emma Payne	The Hills	Tizana Fiorese	Woden
Grace Hoitink	Ginninderra	Tristan Ludlow	Kingscliff
Isabella Marinelli	Woden	Oliver Bourne	Ginninderra
Jacinta Mattingly	Cranbrook Eastern Edge	Blake Fulko	Campbelltown
Jade Moody	Nuswim	David Phillips	Campbelltown
Jake Baggaley	NC Aquatic	Zoe Elkerton	West's Illawarra Aquatic
James Traiforos	Trinity Grammar	Sofia Jenson	Blacktown City
Joshua Attard	Cherrybrook Carlile	Samantha Watts	Blacktown City
Joshua Blackshaw	Kincumber Pacific Dolphins	Jessica Lauricella	SLC Aquadot
Joshua Simat	Trinity Grammar	Kaylie Ekinci	Campbelltown
Julia Glavincevski	Carss Park		

MULTI-CLASS DEVELOPMENT SQUAD

2012 saw eight of New South Wales up and coming Multi Class swimmers take part in two development days held at SOPAC. The athletes were lucky to have Swimming Australia Multi Class Development Coach Peter Freney present as the Head Coach for the sessions. All of the athletes took lots from the two development days and a big thank you to Peter Freney for generously giving up his time

Multi-Class Development Squad Members

Name	Club	Name	Club
Reagan Wickens	SLC Aquadot	Matthew Ward	GT Aquatics
Oliver Cox	Warringah Aquatic	William Baker	Orange Jets
Maddison Elliott	Novocastrian	Jordan Dessent	Blacktown City
Amanda Fowler	Nepean Aquatic	Nicole Miro	Menai

EMERGING ATHLETE PROGRAM

In 2012, the strong partnership between the NSW Institute of Sport (NSWIS) and Swimming NSW continued in the form of the Emerging Talent Squad Program. Throughout the year NSWIS conducted a number of Emerging Talent Squad Camps for these swimmers. Congratulations to all the swimmers that were selected for these squads.

Emerging Talent Squad 1 Members

Name	Club	Name	Club
Laura Crockart	Ryde Carlile	Amelia Gould	SOPAC
Te Haumi Maxwell	SOPAC	Hugo Morris	Woden
Adam Pine	Ginninderra		

Emerging Talent Squad 2 Members

Name	Club	Name	Club
Ellen O'Rourke	Cherrybrook Carlile	Leanne Wright	Carlile
Jordan White	Cranbrook Eastern Edge	Nick Reekie	Kincumber Pacific Dolphins
Kurt Herzog	Cherrybrook Carlile	Jenna Liimatainen	Cherrybrook Carlile
Bradley Lewis	Liverpool	Matthew Treloar	Trinity Grammar
Sam McConnell	Sydney University	Brandon Grochala	Liverpool
Nicole Mee	Cranbrook Eastern Edge	Ryan Hore	Woden
Tom Miller	Cranbrook Eastern Edge	Alicia Caldwell	Carlile
Leah Bird	Hunter	Ellysia Gasparotto	Kincumber Pacific Dolphins
Nathaniel Romeo	Trinity Grammar	Hayley Anschau	Blacktown City
Alexis Mastro	West's Illawarra Aquatic	Tanaz Dhondy	Sans Souci Sea Devils
Georgia Miller	Carlile		

Emerging Talent Squad 3 Members

Name	Club	Name	Club
Geoffrey Guo	MLC Marlins	Jake Baggaley	NC Aquatic
Oliver Moody	Nuswim	Jake Hodgetts	Bankstown Sports
Alston Jeroff	Katoomba RSL	Jesse King	Forster
Matthew Wilson	Springwood	Nick Robertson	Carlile
Bradley Woodward	Mingara Aquatic	Kazimir Boskovic	Carss Park
Callum Sherington	Carlile	Liam Cuneen	Atlantis
Geoffrey Herkes	Barker Aquatic	Maisie McFadden	Ascham Aquatic
Wonho Kim	Auburn	Abbey Harkin	Novocastrian
Nicholas Chang	Barker Aquatic	Zoe Lysaght	Abbotsleigh
Vincent Dai	Cherrybrook Carlile	Lucy McJannett	Bayside
Tristan Ludlow	Kingscliff	Delainee Melia	Bayside
Edward Marks	MLC Marlins	Monique Rae	Cranbrook Eastern Edge
Hayden Hinds-Sydenham	SOPAC	Eilish Salmon	Trinity Grammar
James Traiforos	Trinity Grammar	Vivian Zhu	Sydney Swim PLC
Jayke Small	Macquarie University	Rani West	Hunter
Joachim Bardrum	Auburn	Jade Moody	Nu Swim
Lachlan Colquhoun	Woden	Emily Steer	Galston
Matthew Georgevits	Carlile	Shannon Ashton	Aquaburn
Ryan Leonard	Hunter	Emily Waddington	Ravenswood
Ryan Roche	Macquarie University	Bonnie Zhang	Canberra
Samuel Fowler	Sans Souci	Meg Bailey	Hunter
Cameron Tysoe	Ginninderra	Emma Reid	Bayside
Ben Schafer	Willoughby	Rebecca Booth	Abbotsleigh
Sean Maloney	Woden	Maddison Dwyer	Carss Park
Jacob Hansford	Atlantis		



NATIONAL TEAMS JUNIOR/YOUTH/INTERNATIONAL COMPETITION

2012 OLYMPIC GAMES TEAM

Athletes: Daniel Tranter (SOPAC), Daniel Arnarnart (SOPAC), Jayden Hadler (SOPAC), James Magnussen (SOPAC), Eamon Sullivan (SOPAC), Jessica Ashwood (SOPAC), Belinda Hocking (Albury), Angie Bainbridge OAM (Hunter), David McKeon (Wests Illawarra Aquatic), Jarrod Poort (West Illawarra Aquatic)

Coaches: Brant Best (SOPAC), Grant Stoelwinder (SOPAC), Greg Towle

2012 PARALYMPICS GAMES TEAM

Athletes: Timothy Antalfy (Hunters Hill), Michael Auprince (University of NSW), Richard Elliason (Ginninderra), Mitchell Kilduff (SLC Aquadot), Matthew Levy (Cranbrook Eastern Edge), Aaron Rhind (Ginninderra), Sean Russo (University of NSW), Regan Wickens (SLC Aquadot), Taylor Corry (Nelson Bay RSL), Maddison Elliott (Novocastrian), Amanda Fowler (Nepean Aquatic), Jacqueline Freney (Richmond Valley), Kara Leo (Nepean Aquatic), Katrina Porter (Sydney University), Teigan van Roosmalen (Mingara Aquatic), Prue Watt (Unattached)

Coaches: Angelo Basalo (Cranbrook Eastern Edge), Tom Davis (Nelson Bay RSL), Michael Freney (Richmond Valley), Bashar Zidan (Hunters Hill)

2012 WORLD SHORT COURSE CHAMPIONSHIPS TEAM

Athletes: Robert Hurley (SOPAC), Jarrod Killey (Hunter), Kenneth To (Trinity Grammar), Angie Bainbridge OAM (Hunter)

Coaches: Matthew Brown (Trinity Grammar)

2012 OCEANIA CHAMPIONSHIPS TEAM

Athletes: Jarrod Poort (Wests Illawarra Aquatic), Kenneth To (Trinity Grammar), Ami Matsuo (Carlile), Nicole Mee (Cranbrook Eastern Edge), Jordan White (Cranbrook Eastern Edge)

Coaches: Matthew Brown (Trinity Grammar), Angelo Basalo (Cranbrook Eastern Edge), Greg Towle

2012 JUNIOR PAN PACIFIC CHAMPIONSHIPS TEAM

Athletes: Hugo Morris (Woden), Sean Maloney (Woden), Laura Crockart (Ryde Carlile), Ami Matsuo (Carlile), Ellen O'Rourke (Cherrybrook Carlile)

Coaches: Justin Rothwell (Carlile), Toby Condon (Ryde Carlile)

2012 TRANS TASMAN TEAM

Athletes: Joachin Bardrum (Auburn), Kazimir Boskovic (Carss Park), Liam Cunnen (Atlantis), Vincent Dai (Cherrybrook Carlile), Angus Hannan (Cherrybrook Carlile), Jacob Hansford (Atlantis), Hayden Hinds-Sydenham (SOPAC), Jesse King (Forster Aquatic), Ryan Leonard (Hunter), Jake Hodgetts (Bankstown Sports), Edward Marks (MLC Marlins), Nick Robertson (Carlile), James Traiforos (Trinity Grammar), Meg Bailey (Hunter), Delainee Melia (Bayside), Abbey Harkin (Novocastrian), Monique Rae (Cranbrook Eastern Edge), Emma Reid (Bayside), Sophie Taylor (Ryde Carlile), Bonnie Zhang (Canberra)

Coaches: Frank Preston (MLC Marlins), Peter Saunders (Forster Aquatic), Tony Shaw (Bayside)



SWIM WITH THE STARS

The 2013 NSW State Open Championships saw an opportunity for any swimmer who received a JX Gold Star or Gold Cap to attend a Development Session under the guidance of NSWIS Coaches Ron McKeon and Grant Stoelwinder. The swimmers not only heard from some of Australia's best coaches but also current and future Australian Team members, the swimmers took part in a one hour fun swim session which included the use of underwater cameras, followed by an autograph and photo opportunity with the swimmers and coaches. Swimmers and their families were invited to stay and watch the finals of the 2013 NSW State Open Championships, featuring much of Australia's top swimming talent.

GO CLUB PROGRAM

The Go Club program has once again continued to be a successful initiative, assisting and supporting clubs in the development and improvement of their operations. Swimming NSW delivered an unprecedented number of Club and Area development activities during the period, including Meet and Team Manager courses, Go Club Forums, Website courses, ClubsOnline registrations courses along with Club and Area development days. The Go Club PB Booklet was again well supported by clubs, assisting them in pinpointing areas of improvement in the club as well as rewarding clubs with financial assistance and equipment grants. Throughout the 2012-13 period Swimming NSW staff in conjunction with Clubs and Areas delivered over forty development days, thirty Go Club Forums and over twenty 'Come & Try' events with over 7000 attendees.

JUNIOR EXCELLENCE AND YOUTH PERFORMANCE SQUAD

New South Wales results again proved to be dominant in the Junior Excellence and Youth Performance Squad National participation programs. The Junior Excellence program awarded 4637 New South Wales swimmers with Junior Excellence packs in recognition of their continued hard work and performance. While, 758 New South Wales swimmers were awarded the Youth Performance Squad packs. Throughout the period, Swimming NSW delivered six JX/YPS development days throughout the year with over 350 swimmers in attendance.

DISABILITY PLANNING COMMITTEE

The Disability Planning Committee has continued to work well, combining all of the NSW disability sport organisations to provide a high standard of support and competition opportunities to Multi Class swimmers. Four meets were held throughout the year, including the NSW Multi Class Championships held at SOPAC in October 2012, along with a development camp. New South Wales based Multi Class swimmers continue to excel at National and State Championship competition.

NSW COACH DEVELOPMENT FRAMEWORK

A new initiative was launched in 2012 to support the ongoing development of coaches within New South Wales called the NSW Coach Development Framework. The Framework includes a multi faceted approach to coach development including Coaching presentations, weekend workshops, International, National and Area scholarships along with a Tertiary education program specifically aimed at our coached in New South Wales.



STATE TEAMS SHORT COURSE CHAMPIONSHIPS

The 2012 State Team Short Course Championships was held at the Australian Institute of Sport in Canberra from 5th – 8th October. Forty swimmers from New South Wales attended the meet along with nine coaches. Chris Myers was the Head Coach along with Neil Rogers as Head Manager, Josh Strachan and Jen Noel as Assistant Managers.

New South Wales athletes and coaches competed fiercely over the four sessions of competition, with the highlight being Hayley Anschau awarded the 15/16 years female swimmer of the meet award for her performance in the 800 metre freestyle, and the 14/15 years boys winning the age group point score trophy.

Throughout the meet, athletes and coaches took part in educational presentations including Nutrition, IDIS (Illicit Drugs in Sport) and the expectations and behaviours required of an Australian swim team member.

Pointscore

Queensland	2059
Victoria	1571
NSW	1547.5

NSW State Team SC Members

Name	Club	Name	Club
Joshua Attard	Cherrybrook Carlile	Joanna Adams	Ravenswood
Harry Dai	Trinity Grammar	Brittany Barnes	Carlile
Vincent Dai	Cherrybrook Carlile	Emma Gillingham	Tuggeranong Vikings
Samuel Fowler	Sans Souci Sea Devils	Abbey Harkin	Novocastrian
Hayden Hinds-Sydenham	SOPAC	Michaela Hokin	Atlantis
Kyron Israelsohn	Lane Cove	Zoe Lysaght	Abbotsleigh
Wonho Kim	Auburn	Lucy McJannett	Bayside
Ryan Leonard	Hunter	Monique Rae	Cranbrook Eastern Edge
Cameron McElroy	Ripples St Marys	Eilish Salmon	Trinity Grammar
Jayke Small	Macquarie University	Vivian Zhu	Sydney Swim PLC
Jake Baggaley	Trinity Grammar	Hayley Anschau	Blacktown City
Tomas Elliott	Trinity Grammar	Meg Bailey	Hunter
Jacob Hansford	Atlantis	Michaela Campbell	Sans Souci Sea Devils
Ryan Hore	Woden	Karlee Franek	Mount Annan
Jesse King	Forster Aquatic	Caitlyn Richardson	Sans Souci Sea Devils
Edward Marks	MLC Marlins	Alice Stuart	Macquarie University
Alec Morris	Woden	Sophie Taylor	Ryde-Carlile
Jayke Rees	Carlile	Emily Waddington	Ravenswood
Peter Topalidis	Auburn	Bonnie Zhang	Canberra
James Traiforos	Trinity Grammar	Paris Zhang	Macquarie University

Head Coach	Chris Myers
Assistant Coaches	David Murphy, Mitch Falvey, Cameron McDonald, Craig Stevens, Rodney Furlong, Matthew Brown, Michael Meade, Shane Arnold
Head Manager	Neil Rogers
Assistant Managers	Jen Noel, Joshua Strachan



Audit & Risk Committee Report

The Audit and Risk Committee is responsible for providing advice on all financial reporting processing, outputs and accounting policies, provide advice regarding risk management processes, adequacy of the organisation's system of internal controls, appointment removal and performance of the External Auditor and the protection of the entities assets.

Function of the Committee

The Audit & Risk Committee has been established by the Board under Clause 30.1 of the Constitution of Swimming NSW. The charter of the Committee is set out in By-law 23. The principal functions of the Committee are to review and provide advice to the Board about –

- Financial reporting processes, outputs and application of accounting policies
- Risk management practices and the status of risk
- The adequacy of the organisation's system of internal controls
- The appointment of the external auditor and the undertaking of the audit
- Business policies and practices
- Protection of the organisation's assets

During the year, the Charter of the Committee was extended so as to require that the Committee develop, monitor and review the organisation's work health and safety policies, and monitor compliance with those policies and applicable legislation.

Members of the Committee

The Committee comprises 2 Directors appointed by the Board, up to 4 other persons appointed by the Board with appropriate financial and business sets, and the Chief Executive Officer.

Work of the Committee

The main tasks undertaken by the Committee during 2012 – 2013 were as follows –

- Reviewing of the monthly management accounts, and reporting to the Board about those accounts. The Committee, working with management, finalised a “dashboard” style of reporting on the monthly management accounts to assist the Board in identifying the key issues for consideration. Pleasingly, Swimming NSW will achieve a surplus financial result for 2012-2013.
- Overseeing the process for the audit of the 2012-2013 financial accounts
- Overseeing the process of the preparation of the budget of the organisation for 2013-2014, and providing advice to the Board. The budget complies with the Board's capital adequacy policy which seeks to ensure that adequate surpluses are generated to ensure that the real value of the capital of the organisation is maintained.
- Working with management to review the performance of the Speedo Shop at SOPAC, and negotiating new agreements for the occupancy of the shop and the supply of stock. Pleasingly, the performance of the shop has improved significantly over the past 12 months.

Audit & Risk Committee Report

“Swimming NSW will achieve a surplus financial result for 2012 - 2013”

- Receiving reports at each meeting about work health and safety and monitoring compliance with the Board’s work health and safety policies.
- Periodically reviewing the strategic risks and operational risks of the organisation, and the effectiveness of risk management policies and mitigation strategies.
- Reviewing Board policies, including conflicts of interest, delegations of authorities, emergency and evacuation, Board and staff gift policy, corporate gifts and hospitality policy, financial policies and procedures.
- Monitoring the potential impact on non for profit law reforms on the organisation.
- The Committee has an annual work plan to assist it in managing its work.

Conclusion

The Committee undertakes an important role in assisting the Board in its governance of the organisation. As ever, the members of the Committee have been committed and diligent in their work, and the Board is thankful for their continued willingness to serve the organisation in this important way. Mark Heathcote and Michelle Boon have facilitated the work of the Committee in a diligent and professional manner, and the Committee is thankful for their service.

Mark Payne
Chairperson
Audit & Risk Committee

	Monthly Meeting Attendance April 2012 - July 2012 (4 meetings)	Monthly Meeting Attendance August 2012 - July 2012 (4 meetings)
Graham Towle, Chairperson (resigned 21/07/12)	4	2
David Goff	4	3
Mark Payne, Chairperson (appointed 21/07/12)	3	4
Bill Ford	4	4
Philip Speet	3	4

Technical Open Water Swimming Committee Report

The Technical Open Water Swimming Committee is responsible for examination of open water swimming, advise the Board on all matters relating to technical open water rules as issued by FINA, develop and implementation of programs for training, examination and accreditation of open water swimming technical officials, conduct assessments, prepare all training notes and roster open water swimming technical officials.

2012-2013 was another constructive year for the Swimming New South Wales Technical Open Water Swimming (TOWS) Committee. Appreciation is extended to the Board of Swimming NSW for its ongoing support and encouragement of the TOWS Committee throughout the year. Special mention and thanks must go out to Pat Troy and Bill Ford from the Committee and Matt Adair for their continued support and timely advice which was greatly appreciated.

Some of the major achievements for the year are:-

- Further revision and creation of information documents and checklists to assist organisers, competitors and Technical Officials involved with Open Water Swimming events.
- Ongoing development and inclusion of TOWS specific resources on the Swimming NSW website, which contains excellent documents, checklists and information for Parents, Swimmers, Coaches, Clubs and Technical Officials.
- SNSW Open Water Swimming Championships held in December, 2012 were again very successful with large numbers of competitors entering all events. A huge thank you must again be extended to the Technical Officials, who worked at the NSW Open Water Swimming Championships this year, without your dedication the Championships could not have gone ahead.
- The Swimming NSW Marathon Series has continued to grow with more events being offered for Open Water swimmers throughout the state.
- TOWS Committee members assisted some Clubs and Areas in the organisation and running of their particular events.
- All TOWS members continued to provide support and technical training to those officials attending Marathon Swimming Events for the first time.

- The TOWS Committee has redesigned and manufactured a Finish Gate that is more robust and easier to use. Thanks to Leo Repeti in particular for his major involvement in getting this done.
- The Open Water equipment owned by Swimming NSW, and looked after by the Equipment Officer Al Koh, has continued to be upgraded during the year.
- Special mention for our two FINA Open Water referees Bill Ford for his appointment to the London Olympics and to Brian Hosford for his appointment to the Barcelona World Championships.

I must take this opportunity to personally thank all of the members of the Technical Open Water Swimming Committee for their dedication and willingness to assist where there was a job to be done.

The Board support together with the continued support of all the Staff of Swimming NSW has enabled the TOWS Committee to continue to promote and develop Open Water Swimming in New South Wales throughout the past year.

Brian Hosford
Chairperson
Technical Open Water Swimming Committee

“The TOWS Committee has redesigned and manufactured a Finish Gate that is more robust and easier to use”.

Technical Open Water Swimming Committee Report

	Monthly Meeting Attendance April 2012 - July 2012 (2 meetings)	Monthly Meeting Attendance August 2012 - March 2013 (4 meetings)
Brian Hosford, Chairperson	2	4
Mary Carty	1	N/A
Al Koh	2	4
Les Barclay, ascta NSW Representative	-	N/A
Alex Warwar	1	N/A
John Young	-	N/A
Leo Repeti	N/A	4
Greg Towle, ascta NSW Representative	N/A	-
Bill Ford, Board Representative	2	3
Sarah Maguire	N/A	-

Technical Swimming Committee Report

The Technical Swimming Committee is responsible for advising the Swimming NSW Board on all matters related to the technical rules of swimming as issued by FINA, develop and implement uniform programs for the training, examination and accreditation of technical officials, conduct assessments of officials and preparation and revision of training notes and other materials for qualifying technical officials.

The Swimming Technical Committee takes pleasure in submitting its Annual Report covering the activities during the 2012/2013 year. We would like to take this opportunity to thank Graham Towle, our Board of Directors Liaison Officer, for his hard work and dedication during the past year.

The Annual Awards Dinner was once again a highlight of our year. A change of date for next year's dinner will hopefully enable many more of our hard working Technical Officials to attend this "thank you" from SNSW. We congratulate the following recipients on their awards:

➤ **Appreciation Award – Mr David Matthews (Volunteer)**

➤ **Services to Officiating – Mrs Faye Rowles**

➤ **Berry Rickards Encouragement Award –**

Mrs Christine Etter

➤ **ATSC Coordinator of the Year – Mr Jose Jalvo**

➤ **Open Water Technical Official of the Year –**

Mrs Subhadra Walker

➤ **Technical Official of the Year – Mr Alan Forsyth**

The Annual Technical Officials Forum saw eleven (11) areas represented by eighty one (81) participants with six (6) topics being presented on the day. The TSC are grateful to our guest presenter, Karen Garrard, an International Swimming Classifier and Head Coach of Swimming Victoria's High Performance and Development Program, for "unravelling some of the Rules and Regulations surrounding the MC Exceptions".

It has again been a very busy year for all members of the committee as we continue to review existing rules, policies and procedures and train, assess and appoint Technical Officials to the various SNSW meets.

The following have been review and/or updated:

- SNSW "blue" book – Constitution, By Laws, Rules & Appendices
- Starter's Training Notes and Exercises,
- Inspector of Turns Training Notes,
- Referee's Training Notes and Level 2 Examination Paper,
- The Nominations and Appointments Policy,
- The Technical Officiating Assessment Policy

We have also launched the:

- Information Guide for new Technical Officials for meets conducted at SOPAC,
- Rule Consideration Guidelines,
- A Quality Assurance Checklist (first used by the committee members who attended the Country Regional meets this year and this will be an invaluable tool to help identify opportunities for training).

The number people presenting themselves for training and assessment again increased this year, which was a pleasing result. The total number of competent Level 1 assessments held during the year was 743.

GP	TK	CTK	MAR	CST	ST	REC	IOT	JOS	REF	OTHERS *
84	250	75	95	88	55	30	15	20	11	20

Technical Swimming Committee Report

The SNSW Assessment Panel was also very busy this past season with many Referees and Starters being elevated to Level 2, and recommended for Level 3 status.

Assessment Performed	Referee	Starter
Level 1–Level 2–competent	3	7
Competent for Level 3 Assess	-	2
Waiting 2 nd assess Level 1-2	3	1
Waiting 1 st assess Level 1-2	2	5

* Others include Finish Judge, AOE, Announcer

Presenter and Assessor courses were scheduled throughout the season, although a lack of available participants is proving a barrier to conducting these in many areas.

Members of the TSC again attended all venues of the Country Regional Meets to provide assistance with pool deck training and assessments.

The TSC thank SNSW and SAL for continuing to support the SAL State Teams Age SC meet and Technical Officials Development Workshop in Canberra. The five officials and their mentor reported that this weekend was an excellent development opportunity.

The Officials Mentoring Program continues to be refined with reports indicating that Mentors and their Mentees are all benefitting from the support and exchange of knowledge that this program creates. Numbers involved are slowly increasing with the TSC encouraging all Technical Officials to join the program.

In closing, the Technical Swimming Committee would like to thank:

- The Technical Officials who continue to provide their time and expertise to assist at many State, National and International meets, as well as the various other meets held throughout the year,
- The volunteers that have been assisting us at SOPAC meets,
- The ATSC Coordinators and the members of their Committees whose demanding work ensures the successes of Swimming NSW Technical Officials,
- Cherry Smith, for her work as our secretary, and
- The SNSW CEO, Mark Heathcote and Board of Directors for their ongoing support.

Janelle Barnett
Chairperson
Technical Swimming Committee

	Monthly Meeting Attendance April 2012-July 2012 (3 meetings)	Monthly Meeting Attendance August 2012-March 2013 (6 meetings)
Janelle Barnett Chairperson	2	4
Jann Fathers	2	4
Ken Jones	2	3
Norman Roberts	3	4
John Skene OAM	2	6
John Hart	3	6
Graham Taylor	3	6
Faye Lewis	3	4
Graeme Field	3	5
Graham Towle Board Representative	2	5

Competitions Committee Report

The Competition Committee is responsible for reviewing the competitive swimming programmes of Swimming NSW at the completion of each meet, provide recommendations for alterations, submit qualifying times for summer and winter seasons and preparation of programmes.

The NSW Competitions Committee continued their approach of the ongoing review of Swimming NSW competition events to ensure further development of the NSW event structure, in line with National events. The result has again seen a marked increased participation across Swimming NSW Championships. This is a remarkable achievement given that the qualifying times are reviewed on a regular basis and the Competitions Committee has continued to raise the qualifying standards at NSW Championship events. The increase in participation across events is a tribute to the continued hard work of the coaches and athletes, indicating that they are well-prepared for NSW Championship events.

The event structure of the NSW Championships has remained stable for the 2012-13 season. The NSW State Age Championships was a huge success, following on from last season's record numbers, entries again increased, further demonstrating the tremendous job our coaches are doing preparing their swimmers for success at the key NSW Championship events. The high standard of the meet was again demonstrated, attracting a Canadian youth team. The State Age Championship program was kept in line with the Australian Age Championship program to ensure our swimmers are receiving the best possible preparation for the Australian Age Championships.

The Annual Point Score Banner was hotly contested by all NSW clubs. The Annual Point Score Banner is a prestigious award for clubs to compete for throughout the season, with the emphasis being placed upon all club swimmers to participate and gain points to contribute to their club's overall tally.

The NSW State Open Championships was our marquee event during the past summer season and was an outstanding success, due to the timing of the Championships, as coaches and athletes were looking for high quality racing in the lead up to the Australian Open (World Championship) trials.

As a result there was a large contingent of interstate and international swimmers competing at the championships. Our swimmers can only benefit from this standard of competition, having to race hard and fast to gain places in finals. As in previous years, Swimming NSW awarded prize money at the NSW State Open Championships to reward swimmers, coaches and clubs for their outstanding performances over the three days of competition.

The NSW Competitions Committee continues to develop a long term Calendar in consultation with Swimming Australia and ascta NSW to ensure there is a consistent and reliable Event Calendar in place and are looking at providing high quality competition on a regular basis across the season. The calendar allows coaches and athletes to effectively plan their training programs while targeting specific Championship events.

The Swimming New South Wales Competition Strategy is aimed at continuing the development of high quality events and the sport of swimming overall in New South Wales. While providing guidance and direction to clubs and areas along with a number of very useful resources available on the Swimming NSW website for club and area use.

As always, input from Swimming NSW members and coaches is vital to ensure the Committee is providing the best programs and competitions for all swimmers.

Neil Rogers
Chairperson
Competitions Committee

Competitions Committee Report

	Monthly Meeting Attendance April 2012 - July 2012 (2 meetings)	Monthly Meeting Attendance August 2012-April 2013 (3 meetings)
Neil Rogers Chairperson	2	3
John Bladon	1	1
Mary Carty	2	N/A
Greg Morrison	2	2
Graham Taylor	1	N/A
Peter Reinhard	N/A	3
Suzanne Bergersen Board Representative	1	3
Gavin Stewart ascta NSW Representative	2	2

“Swimming New South Wales
Competition Strategy is aimed at continuing the
development of high quality events and the sport
of swimming overall in New South Wales.”

Projects & Membership Committee Report

The Project and Memberships Committee develops and implements projects and strategies to enhance the sport of swimming and drive membership recruitment and retention, develop resources and strategies to assist clubs in the delivery of learn-to-swim programs and transition to swimming club member, arrange forums and seminars disseminating the latest information and liaise with Member Associations and school organisations to provide training and resources for the efficient operation of swimming meets.

This year the Projects and Membership Committee focused on delivering current and flourishing activities as well as developing new ideas and strategies.

The annual Parent & Swimmer Seminar was yet again sold out with over 100 participants attending the one day event at NSWIS. This activity continues to be an increasingly beneficial and constructive way for parents and swimmers to learn about themselves, each other and also the fundamentals of the sport of swimming. The most popular session was with Olympian and Coach of Wests Illawarra Aquatic, Ron McKeon, with his son and Olympian David McKeon which focused on how to be a supportive parent of an athlete to achieve success.

The Committee then delivered smaller scale Parent/Swimmer Breakfasts at the State Open, State Age, Metropolitan and Country Championships. Various professionals presented on key topics related to progression in the sport, such as psychology and nutrition as well as dealing with external issues and pressures including drugs and alcohol.

The Swimming NSW Golf Day this year supported the Black Dog Institute which raised over \$1,500 for the charity with over 60 participants attending on the day. The Black Dog Institute is a world leader in the diagnosis, treatment and prevention of mood disorders such as depression and bipolar. Swimmers are not shielded from these mental illnesses with Geoff Huegill, Libby Trickett and Ky Hurst also being aligned to the charity as ambassadors. The Committee believed this partnership was influential in promoting the services available to all those involved in the swimming community.

The Committee would like to thank Swimming NSW staff member Janine Walker for her dedication and support throughout the year as well as Gloria Wiegmann, Swimming NSW Director, for her guidance and valuable insights which drove our annual plan.

Furthermore, the encouragement and leadership of the Swimming NSW Board, including President, Pat Troy, demonstrated to the Committee that we have continually achieved the goals and again we thank them for their commitment.

I would also like to personally thank each Committee member; Gai Schubert, Alex Warwar, Graham Taylor, Adam Kable, Jessica Heaslip and Peter Reinhard for their professional and passionate approach to their duties over the past year. I believe this consistency was a key factor in delivering a successful Projects and Membership committee in 2012-2013.

For the 2013-2014 term the Committee is looking forward to taking on more of a membership development approach as there are already a number of successful projects in place for the swimming community. This area hasn't been fully explored in terms of growth and improvement in how the membership functions as a whole for Swimming NSW. The Committee, as always welcomes new ideas and input to ensure that Swimming NSW strives to be the premier swimming state in Australia.

Jacqui Gilbert
Chairperson
Projects & Membership Committee

Projects & Membership Committee Report

	Monthly Meeting Attendance April 2012-July 2012 (2 meetings)	Monthly Meeting Attendance August 2012-March 2013 (5 meetings)
Jacqui Gilbert Chairperson	1	4
Gai Schubert	2	N/A
Alex Warwar	2	N/A
Graham Taylor	2	5
Adam Kable	1	4
Jessica Heaslip	2	5
Peter Reinhard	2	4
Gloria Wiegmann, Board Representative	2	3

Swimming NSW Championship Summary

Throughout 2012 - 2013 year Swimming NSW held over 30 Championships and Meets at the Sydney Olympic Park Aquatic Centre. Our events continue to be the showcase for our sport and this year we experienced increased levels of participation in all of our events.

The Swimming NSW Competitions Committee continues to review the Meet Calendar for both the Summer and Winter seasons to ensure there is suitable competition for both age and open level athletes. The Committee also continues to monitor the effectiveness of the meet programs and qualifying times. It is pleasing to see increased participation levels each year despite the review of the qualifying times as this demonstrates that our coaches and swimmers are rising to the challenge and continuing to improve

There also continues to be a large number of State and Meet Records broken at each meet, which indicates that the swimming at our meets remains fast and competitive. Swimming NSW is constantly looking at ways that we can improve the meet experience for our participants and stakeholders and each year we aim to introduce to new aspects to ensure that our events remain the best in Australia.



“Our events continue to be the showcase for our sport and this year we experienced increased levels of participation in all of our events.”

Below is a snapshot of statistics from each meet:

SWIMMING NSW MEET	TEAMS	COMPETITORS	ENTRIES
Metropolitan Short Course	81	1072	3832
Country Short Course	92	641	2809
State Open Short Course	111	550	1642
State Age Short Course	132	1406	4603
Long Course Qualifying Meet	82	620	2618
Open Water	64	256	306
Grand Prix	70	716	2572
State Age 10 - 12 Years	136	1036	2520
State Age 13 - 18 Years	136	1135	4601
Country Regionals	92	623	3788
Metropolitan	73	1092	3622
Country	104	904	3752
Speedo Sprint Finals	12	1226	3304
State Open	142	869	3098
TOTAL	1327	12146	43067

Swimming New South Wales Limited

ABN 69 111 987 430

Financial Report
for the year ended 31 March 2013

Directors' Report

The directors submit the financial report of Swimming New South Wales Limited (the Group) for the financial year ended 31 March 2013.

DIRECTORS

The names and details of directors throughout the year and at the date of this report are:

Mr Pat Troy, *Telecommunications Technical Officer (retired)*. President. Responsible for the overall direction and function of the organisation.

Mr Bill Ford, *Business Manager*

Mrs Suzanne Bergersen, *M Ed. Admin, College Director TAFE*.

Mrs Lynn Elliott, *Accredited Silver Licence coach, Professional Swimming Coach, Head Coach, Sea Eagles SC*

Mrs Gloria Wiegmann, *Administrator*

Mr Graham Towle, *B Bus, Dip LG Admin, FCPA, Management & Tax Consultant (semi-retired)*

Mr Mark Payne, *B Ec, LLM, Grad Dip Appd Finance & Investment, Chief Executive Officer, Sydney Diocesan Secretariat*.

Mr Alan Thompson, *Accredited Platinum Licence coach, General Manager Football Operations, Bulldogs RLFC*. (Resigned 14/2/13)

Ms Helen Deas, *EMPA, MLshipMgt (Policing), BSocSc, BPolicing (invest), JP, GAICD, Manager, NSW Public Sector* (Appointed 1/5/13)

Mr Chris Myers, *Accredited Silver Licence coach, Professional Swimming Coach, President ASCTA (NSW), Head Coach, Blacktown City SC, ASCTA (NSW) representative*

Directors' Report (continued)

DIRECTORS' MEETINGS

The number of meetings of directors (including meetings of committees) held during the year and the numbers of meetings attended by each director were as follows:

	Directors' Meetings	Audit & Risk	Technical Open Water Swimming	Technical Swimming	Competition	Projects & Membership
Number of Meetings Held:	11	8	6	9	5	7
Number of Meetings Attended:						
Mrs Suzanne Bergersen	8	-	-	-	4	-
Mr Bill Ford	7	8	5	-	-	-
Mr Chris Myers	9	-	-	-	-	-
Mrs Lynn Elliott	7	-	-	-	-	-
Mr Pat Troy	11	3	2	6	-	1
Mrs Gloria Wiegmann	9	-	-	-	-	5
Mr Graham Towle	9	6	-	7	-	-
Mr Mark Payne	11	7	-	-	-	-
Mr Alan Thompson	7	-	-	-	-	-

CORPORATE INFORMATION

Swimming New South Wales Limited is a company limited by guarantee and domiciled in Australia. The registered office and principal place of business of the company is: Unit 29, 11-21 Underwood Road, Homebush, NSW, 2140.

PRINCIPAL ACTIVITIES

The principal activities of the company during the financial year were:

- To administer, promote and develop the sport of swimming;
- To conduct various swimming championships; and
- To operate a retail outlet for the sale of swimwear and accessories.

SIGNIFICANT CHANGES

There were no significant changes in the nature of these activities that occurred during the year.

Directors' Report (continued)

MEMBERSHIP

Swimming New South Wales Limited is an entity limited by guarantee and without share capital. Member liability is limited to \$1 for payment of debts and liabilities of the company, should the company be wound up.

The number of members as at 31 March 2013 is 32,697 (2012: 32,589).

EMPLOYEES

The company employed 14 employees as at 31 March 2013 (2012: 13).

DIVIDENDS

The company is a not for profit organisation and is prevented by its constitution from paying dividends.

OPERATING RESULTS

The net profit / (deficit) from ordinary activities for the consolidated entity amounted to \$9,941 (2012: (\$57,615)).

SIGNIFICANT EVENTS AFTER THE BALANCE DATE

There have been no significant events occurring after balance date which may affect either the entity's operations or results of those operations or the entity's state of affairs.

LIKELY DEVELOPMENTS AND EXPECTED RESULTS

The directors do not anticipate any particular development in the operations of the entity which will affect the result in subsequent years.

INDEMNIFICATION AND INSURANCE OF DIRECTORS

As outlined in the Swimming New South Wales Limited constitution, the entity shall indemnify its directors and employees against all damages and costs, including legal costs, for which any such director may be or become liable to any third party in consequence of any act or omission except wilful misconduct:

- in the case of a director, performed or made whilst acting on behalf of and with the authority, express or implied of the entity; and
- in the case of an employee, performed or made in the course of, and within the scope of his employment by the entity.

The management liability insurance policy taken out by the entity provides a limit of \$5,000,000 with an excess of up to \$2,500 for each claim. The cost of the policy was \$12,792.

ENVIRONMENTAL REGULATIONS AND PERFORMANCE

The company is not subject to any particular or significant environmental regulation.

Directors' Report (continued)

AUDIT INDEPENDENCE AND NON-AUDIT SERVICES

The directors have received a declaration from the auditor of Swimming New South Wales Limited which can be found on page 59.

Signed in accordance with a resolution of the Board of Directors.



P. Troy
Director



M. Payne
Director

Sydney
Dated 4 June 2013

Statement of Comprehensive Income

FOR THE YEAR ENDED 31 MARCH 2013	Notes	Consolidated Entity	
		2013	2012
		\$	\$
Revenue			
Operating activities	2(i)	2,982,323	2,664,471
Non-operating activities	2(ii)	56,723	58,837
Total revenue	2	3,039,046	2,723,308
Cost of sales		536,114	431,882
Operating expenses		1,704,357	1,627,823
Employee benefits		733,037	656,925
Depreciation and amortisation	3	55,597	64,293
Total expenses		3,029,105	2,780,923
Net surplus/(deficit) for the year		9,941	(57,615)
Other comprehensive income		-	-
Total comprehensive income for the year		9,941	(57,615)

SWIMMING NEW SOUTH WALES LIMITED – FINANCIAL REPORT

Statement of Financial Position

AS AT 31 MARCH 2013	Notes	Consolidated Entity	
		2013	2012
		\$	\$
CURRENT ASSETS			
Cash at bank and on hand	4	764,438	681,228
Investments	5	750,000	750,000
Receivables	6	274,696	238,134
Inventories	7	125,155	97,371
TOTAL CURRENT ASSETS		1,914,289	1,766,733
NON-CURRENT ASSETS			
Property, plant and equipment	8	893,931	940,997
Intangibles	9	-	-
TOTAL NON-CURRENT ASSETS		893,931	940,997
TOTAL ASSETS		2,808,220	2,707,730
CURRENT LIABILITIES			
Creditors	10	727,676	682,140
Provisions	11	93,751	60,342
TOTAL CURRENT LIABILITIES		821,427	742,482
NON-CURRENT LIABILITIES			
Provisions	11	32,224	20,620
TOTAL NON-CURRENT LIABILITIES		32,224	20,620
TOTAL LIABILITIES		853,651	763,102
NET ASSETS		1,954,569	1,944,628
ACCUMULATED FUNDS			
Opening balance		1,944,628	2,002,243
Net surplus / (deficit) for the year		9,941	(57,615)
TOTAL ACCUMULATED FUNDS		1,954,569	1,944,628

SWIMMING NEW SOUTH WALES LIMITED – FINANCIAL REPORT

Cash Flow Statement

FOR THE YEAR ENDED 31 MARCH 2013	Notes	Consolidated Entity	
		2013	2012
		\$	\$
CASH FLOWS FROM OPERATING ACTIVITIES			
Receipts from members, customers, sponsors and government		3,063,726	2,863,356
Payments to suppliers and employees		(3,028,708)	(2,842,029)
NET CASH FLOWS FROM/(USED IN) OPERATING ACTIVITIES	4	35,018	(18,673)
CASH FLOWS FROM INVESTING ACTIVITIES			
Payments for property, plant and equipment		(8,531)	(8,010)
Interest received		56,723	58,837
Proceeds from sale of property, plant & equipment		-	-
Payments for investments		-	-
Proceeds from short term deposit		-	-
NET CASH FLOWS FROM INVESTING ACTIVITIES		48,192	50,827
NET INCREASE IN CASH HELD		83,210	32,154
Add opening cash brought forward		681,228	649,074
CLOSING CASH CARRIED FORWARD	4	764,438	681,228

SWIMMING NEW SOUTH WALES LIMITED – FINANCIAL REPORT

Statement of Changes in Equity

For the year ended 31 March 2013

Group

	<i>Retained earnings</i>	<i>Total members' funds</i>
	\$	\$
At 31 March 2011	2,002,243	2,002,243
(Deficit) for the year	(57,615)	(57,615)
Other comprehensive income	-	-
Total Comprehensive Income as at 31 March 2012	1,944,628	1,944,628
At 31 March 2012	1,944,628	1,944,628
Surplus for the year	9,941	9,941
Other comprehensive income	-	-
Total Comprehensive Income as at 31 March 2013	1,954,569	1,954,589

Notes to the Financial Statements

FOR THE YEAR ENDED 31 MARCH 2013

1. SUMMARY OF SIGNIFICANT ACCOUNTING POLICIES

(a) Basis of preparation

The financial report is a general purpose financial report, which has been prepared in accordance with the requirements of the Corporations Act 2001, Australian Accounting Standards – Reduced Disclosure Requirements and other authoritative pronouncements of the Australian Accounting Standards Board. The financial report has also been prepared on an accruals basis and is based on historical costs. The accounting policies have been consistently applied, unless otherwise stated.

The financial report is presented in Australian dollars.

(b) Statement of compliance

The Group has early adopted AASB 1053 Application of Tiers of Australian Accounting Standards and AASB 2010-2 Amendments to Australian Accounting Standards arising from Reduced Disclosure Requirements for the financial year beginning 1 April 2012.

The Group is a not-for-profit entity which is not publicly accountable. Therefore the consolidated financial statements of the Group are tier two general purpose financial statements which have been prepared in accordance with Australian Accounting Standards – Reduced Disclosure Requirements (AASB – RDRs) (including Australian interpretations) adopted by the Australian Accounting Standards Board (AASB) and the Corporations Act 2001.

The adoption of AASB 1053 and AASB 2010-2 allowed the Group to remove a number of disclosures. There was no other impact on the current or prior year financial statements.

The financial report complies with Australian Accounting Standards. Australian Accounting Standards contain requirements specific to not-for-profit entities, including Standards AASB 116 Property, Plant and Equipment, AASB 136 Impairment of Assets and AASB 1004 Contributions.

(c) Basis of consolidation

For the year ended 31 March 2013, the consolidated financial statements incorporate the financial statements of the Company and the entities controlled by the Company, including New South Wales Swimming Nominees Pty Ltd and Swimming NSW Aquatic Management Pty Ltd.

Control is achieved where the Company has the power to govern the financial and operating policies of an entity so as to obtain benefits from its activities. The results of the subsidiaries included in the consolidated statement of comprehensive income are from the effective date of acquisition. All intra-group transactions, balances, income and expenses are eliminated in full on consolidation. In the separate financial statements of the Company, all intra-group transactions are generally accounted for by reference to the existing book value of the items.

(d) Cash and cash equivalents

Cash and short term deposit in the balance sheet comprise cash at bank and in hand and short term deposits with an original maturity of three months or less.

For the purposes of the Cash Flow Statement, cash and cash equivalents consist of cash and cash equivalents as defined above, net of outstanding bank overdrafts.

Notes to the Financial Statements (continued)

FOR THE YEAR ENDED 31 MARCH 2013

1. SUMMARY OF SIGNIFICANT ACCOUNTING POLICIES (CONTINUED)

(e) Trade and other receivables

Trade Receivables, which generally have 30-60 day terms, are recognised and carried at original invoice amount less an allowance for any uncollectible amounts.

An allowance for doubtful debts is made when there is objective evidence that the group will not be able to collect the debts. Bad debts are written off when identified.

(f) Inventories

Trading stock is valued at the lower of cost and net realisable value. Inventories which are not treated as trading stock are held at cost.

(g) Intangibles

Intangible assets acquired are initially measured at cost.

The useful lives of intangible assets are assessed to be either finite or infinite. Intangible assets with finite lives are amortised over the useful life and tested for impairment whenever there is indication that the intangible asset may be impaired. The amortisation period and the amortisation method for an intangible asset with a finite useful life are reviewed at least at each financial year end. The amortisation expense on intangible assets with finite lives is recognised in the statement of comprehensive income in the expense category consistent with the function of the intangible asset.

(h) Trade and other payables

Liabilities are recognised for amounts to be paid in the future for goods and services received, whether or not billed to the company. Trade account payables are settled within 30 days.

(i) Provisions

Provisions are recognised when the Group has a present obligation (legal or constructive) as a result of past event, it is probable that an outflow of resources embodying economic benefits will be required to settle the obligation and a reliable estimate can be made of the amount of the obligation.

If the effect of the time value of money is material, provisions are discounted using a current rate that reflects the risk specific to the liability.

(j) Lease

Operating lease payments are recognised as an expense in the statement of comprehensive income on a straight line basis over the lease term.

Notes to the Financial Statements (continued)

FOR THE YEAR ENDED 31 MARCH 2013

1. SUMMARY OF SIGNIFICANT ACCOUNTING POLICIES (CONTINUED)

(k) Property, plant and equipment

Land and building are measured at cost less accumulated depreciation.

Plant and equipment are stated at cost and accumulated depreciation and any impairment in value.

Depreciation

Items of property, plant and equipment are depreciated over their estimated useful lives.

The depreciation rates and methods used for each class of asset, for the current and previous years, are as follows:

	Depreciation rate	Depreciation method
Building	2.5%	Straight line
Motor vehicles	33%	Straight line
Office equipment	10%-33%	Straight line
Pool technical equipment	18%-33%	Straight line

(i) Impairment

The carrying values of property, plant and equipment are reviewed for impairment at each reporting date, with recoverable amount being estimated when events or changes in circumstances indicate that the carrying value may be impaired.

The recoverable amount of property, plant and equipment is the higher of fair value less costs to sell and value in use. In assessing the value in use the estimated future cash flows are discounted to their present value using a discount rate that reflects current market assessments of the time value of money and the risk specific to the asset.

For an asset that does not generate largely independent cash inflows, recoverable amount is determined for the cash generating unit to which the asset belongs, unless the asset's value in use can be estimated to be close to its fair value.

An impairment exists when the carrying value of an asset or cash generating units exceeds its estimated recoverable amount. The asset or cash generating unit is then written down to its recoverable amount. For property, plant and equipment losses are recognised in the statement of comprehensive income.

(ii) Derecognition and disposal

An item of property, plant and equipment is derecognised upon disposal or when no further future economic benefits are expected from its use or disposal.

Any gain or loss arising on derecognition of the asset (calculated as the difference between the net disposal proceeds and the carrying amount of the assets) is included in the statement of comprehensive income in the year the asset is derecognised.

Notes to the Financial Statements (continued)

FOR THE YEAR ENDED 31 MARCH 2013

1. SUMMARY OF SIGNIFICANT ACCOUNTING POLICIES (CONTINUED)

(l) Taxation

The entity is a non-profit organisation formed for the development of swimming and is exempt from income tax. The entity is registered for GST.

(m) Employee entitlements

(i) Wages, salaries, annual leave and time in lieu

Liabilities for wages, salaries, time in lieu and annual leave expected to be settled within 12 months of the reporting date are recognised in other payables in respect of employees' services up to the reporting date. They are measured at the amounts expected to be paid when the liabilities are settled.

(ii) Long service leave

The liability for long service leave is recognised in the provision for employees' benefits and measured as the present value of expected future payments to be made in respect of services provided by employees up to the reporting date using the projected unit credit method. Consideration is given to expected future wage and salary levels, experience of employee departures, and periods of service. Expected future payments are discounted using the market yields at the reporting date on notional government bonds with terms to maturity and currencies that match, as closely as possible, the estimated future cash outflows.

(n) Recognition of Revenue

All revenue is recognised to the extent that it is probable that the economic benefits will flow to the entity and the revenue can be reliably measured.

(o) Government grants

Government grants are recognised in the statement of financial position as a liability when the grant is received.

When the grant relates to an expense item, it is recognised as income over the periods necessary to match the grant on a systematic basis to the costs that it is intended to compensate.

When the grant relates to an asset, the fair value is credited to deferred income and is released to the statement of comprehensive income over the expected useful life of the relevant asset by equal annual instalments.

(p) Borrowing costs

Borrowing costs are recognised as an expense when incurred.

Notes to the Financial Statements (continued)

FOR THE YEAR ENDED 31 MARCH 2013

1. SUMMARY OF SIGNIFICANT ACCOUNTING POLICIES (CONTINUED)

(q) Other taxation

Revenue, expenses and assets are recognised net of the amount of GST except:

- When the GST incurred on a purchase of goods and services is not recoverable from the taxation authority, in which case the GST is recognised as part of the cost of acquisition of the asset or as part of the expense item as applicable; and
- Receivables and payables, which are stated with the amount of GST included.

The net amount of GST recoverable from, or payable to, the taxation authority is included as part of receivables or payables in the balance sheet.

Cash flow are included in the Cash Flow Statement on a gross basis and the GST component of cash flows arising from investing and financing activities, which is recoverable from, or payable to, the taxation authority are classified as operating cash flows.

Commitments and contingencies are disclosed net of the amount of GST recoverable from, or payable to the taxation authority.

(r) Comparatives

Where necessary, comparatives have been reclassified and repositioned for consistency with current year disclosures.

SWIMMING NEW SOUTH WALES LIMITED – FINANCIAL REPORT

Notes to the Financial Statements (continued)

FOR THE YEAR ENDED 31 MARCH 2013

	Consolidated Entity	
	2013	2012
	\$	\$
2. REVENUE		
(i) Operating activities		
Retail sales revenue	1,042,444	813,201
Registration fees	843,597	815,358
Swim meet income	706,669	648,831
Coaching	23,300	32,441
Donations, sponsorships and Government grants	347,838	325,112
Advertising	8,026	13,159
Other	10,449	16,369
	<u>2,982,323</u>	<u>2,664,471</u>
(ii) Non-operating activities		
Trust Distribution	-	-
Interest received	56,723	58,837
	<u>56,723</u>	<u>58,837</u>
Total revenue	<u>3,039,046</u>	<u>2,723,308</u>
3. EXPENSES		
Depreciation	55,597	63,710
Amortisation	-	583
	<u>55,597</u>	<u>64,293</u>
Transfer to provisions for employee entitlements	<u>78,349</u>	<u>61,643</u>
4. CASH AND CASH EQUIVALENTS		
Cash at bank and on hand		
Cash on hand	2,500	2,500
Cash at bank ⁺	761,938	678,728
	<u>764,438</u>	<u>681,228</u>

Cash at bank earns interest at floating rates based on daily bank deposit rates.

Notes to the Financial Statements (continued)

FOR THE YEAR ENDED 31 MARCH 2013

	Consolidated Entity	
	2013	2012
	\$	\$
4. CASH AND CASH EQUIVALENTS (CONTINUED)		
CASH FLOW INFORMATION		
Reconciliation of Net Surplus/(Deficit) to net Cash flows from Operations		
Net Surplus/(Deficit)	9,941	(57,615)
Non-cash flows in net surplus/(deficit)		
Depreciation	55,597	63,709
Amortisation	-	583
Interest received	(56,723)	(58,837)
Proceeds from sale of property, plant & equipment	-	-
Changes in assets and liabilities:		
(Increase)/decrease in receivables	(36,562)	69,425
(Increase)/decrease in inventories	(27,784)	11,967
Increase/(decrease) in creditors and accruals	45,536	(52,881)
Increase in provisions	45,013	4,976
Cash flows from operations	35,018	(18,673)

⁺Cash held by the NSW Swimming Foundation Trust, a discretionary trust, is made available for use at the discretion of the Trustee, NSW Swimming Nominees Pty Ltd. NSW Swimming Nominees Pty Ltd is a controlled entity of Swimming New South Wales Limited. It is the Trustee's intention that the cash not be made available for the day to day operations of Swimming New South Wales Limited. At year end, the NSW Swimming Foundation Trust held \$206,197 (2012: \$202,020) in cash balances.

5. INVESTMENTS

Investments	750,000	750,000
-------------	---------	---------

Cash on deposit has a maturity date greater than three months. Interest is received on these investments.

Notes to the Financial Statements (continued)

FOR THE YEAR ENDED 31 MARCH 2013

	Consolidated Entity	
	2013	2012
	\$	\$
6. TRADE AND OTHER RECEIVABLES		
Trade debtors	170,463	130,193
Allowance for impairment loss (a)	(2,305)	(2,748)
	168,158	127,445
Prepayments	73,086	81,722
Other Receivables	33,452	28,967
	274,696	238,134

(a) Allowance for impairment loss

Movements in the provision for impairment loss were as follows:

At 1 April	2,748	4,340
Amounts provided for	126	562
Amounts written off	(569)	(2,154)
At 31 March	2,305	2,748

7. INVENTORIES

Swim trade	26,324	35
Speedo swim shop stock	98,831	97,336
	125,155	97,371

SWIMMING NEW SOUTH WALES LIMITED – FINANCIAL REPORT

Notes to the Financial Statements (continued)

FOR THE YEAR ENDED 31 MARCH 2013

	Consolidated Entity	
	2013	2012
	\$	\$
8. PROPERTY, PLANT AND EQUIPMENT		
Land and Building – at cost	1,023,923	1,023,923
Less: Accumulated depreciation	(195,667)	(170,069)
	<u>828,256</u>	<u>853,854</u>
Motor vehicle – at cost	46,068	46,068
Less: Accumulated depreciation	(46,068)	(46,068)
	<u>-</u>	<u>-</u>
Office equipment – at cost	223,924	221,462
Less: Accumulated depreciation	(175,791)	(154,933)
	<u>48,133</u>	<u>66,529</u>
Pool technical equipment – at cost	136,864	130,795
Less: Accumulated depreciation	(119,322)	(110,181)
	<u>17,542</u>	<u>20,614</u>
Total Property, Plant and Equipment		
At Cost	1,430,779	1,422,248
Accumulated Depreciation	(536,848)	(481,251)
	<u>893,931</u>	<u>940,997</u>

Notes to the Financial Statements (continued)

FOR THE YEAR ENDED 31 MARCH 2013

8. PROPERTY, PLANT AND EQUIPMENT (CONTINUED)

	Consolidated Entity	
	2013	2012
	\$	\$
(a) Movements in carrying amounts		
Movements in the carrying amounts for each class of property, plant and equipment between the beginning and the end of the current financial year:		
Land and Building		
Balance at the beginning of year	853,854	879,451
Depreciation	(25,598)	(25,597)
Carrying amount at the end of the year	828,256	853,854
Motor vehicles		
Balance at the beginning of year	-	7,730
Depreciation	-	(7,730)
Carrying amount at the end of the year	-	-
Office equipment		
Balance at the beginning of year	66,529	83,701
Additions	2,462	3,507
Depreciation	(20,858)	(20,679)
Carrying amount at the end of the year	48,133	66,529
Pool technical equipment		
Balance at the beginning of year	20,614	25,814
Additions	6,069	4,503
Depreciation	(9,141)	(9,703)
Carrying amount at the end of the year	17,542	20,614
Total carrying amount at the end of the year	893,931	940,997
9. INTANGIBLES		
Intangibles	5,000	5,000
Less: Accumulated amortisation	(5,000)	(5,000)
	-	-

SWIMMING NEW SOUTH WALES LIMITED – FINANCIAL REPORT

Notes to the Financial Statements (continued)

FOR THE YEAR ENDED 31 MARCH 2013

	Consolidated Entity	
	2013	2012
	\$	\$
10. TRADE AND OTHER PAYABLES (CURRENT)		
Current		
Registration fees and subscriptions received in advance	357,969	340,097
Creditors and accruals	369,707	342,043
	<u>727,676</u>	<u>682,140</u>

Trade payables are non interest bearing and are normally settled on 30 day terms.

11. PROVISIONS

Current		
Employee entitlements (annual leave & long service leave)	93,751	60,342
Non-Current		
Employee entitlements (long service leave)	32,224	20,620

12. TRANSACTIONS WITH RELATED PARTIES

(i) Directors

The names of each person holding the position of director of Swimming New South Wales Limited during the financial year were:

Mrs Suzanne Bergersen
 Mr Bill Ford
 Mr Chris Myers
 Mrs Gloria Wiegmann
 Mr Pat Troy
 Mr Graham Towle
 Mr Mark Payne
 Mr Alan Thompson (resigned 14/2/13)
 Mrs Lynn Elliott

(ii) Executives

Mr Mark Heathcote (Chief Executive Officer)

The Chief Executive Officer is a full-time paid employee of the Company. All other positions are honorary and accordingly those directors received no remuneration.

Notes to the Financial Statements (continued)

FOR THE YEAR ENDED 31 MARCH 2013

12. TRANSACTIONS WITH RELATED PARTIES (CONTINUED)

KEY MANAGEMENT PERSONNEL REMUNERATION

	Salary	Superannuation	Total
2013	120,884	10,880	131,764
2012	109,690	9,872	119,562

13. AUDITORS' REMUNERATION

	Consolidated Entity 2013 \$	2012 \$
Amounts received or due and receivable by Ernst & Young Australia for:		
- an audit of the financial report of the entity	25,000	22,500
	<u>25,000</u>	<u>22,500</u>

14. COMMITMENTS AND CONTINGENCIES

Operating lease commitments

The group has entered into a lease on photocopier equipment.

The lease has an average life of 5 years with renewal included in the contracts.

There are no restrictions placed upon the lessee by entering into this lease.

Future minimum rentals payable under non-cancellable operating leases as at 31 March are as follows:-

	Consolidated Entity 2013 \$	2012 \$
Within one year	58,370	58,370
After one year but not more than five years	126,468	184,838
	<u>184,838</u>	<u>243,208</u>

Contingent liabilities

At 31 March 2013 the Group has a contingent liability of \$10,000 until 30 June 2015.

Notes to the Financial Statements (continued)

FOR THE YEAR ENDED 31 MARCH 2013

15. PARENT ENTITY INFORMATION

Information relating to Swimming New South Wales Limited:

	2013 \$	2012 \$
Current assets	1,773,388	1,619,186
Total assets	1,839,063	1,706,329
Current liabilities	819,392	740,507
Total liabilities	851,616	761,127
Members accumulated surplus	987,447	945,202
Total surplus/(deficit) for the year	42,244	(57,031)

The parent has entered into a guarantee in relation to the debts of Swimming NSW Aquatic Management Pty Ltd. The parent has not entered into any guarantees in relation to the debts of any other subsidiaries.

The parent company has a contingent liability as per note 14.

The contractual commitments of the parent company are as per note 14.

Directors' Declaration

In the opinion of the directors of Swimming New South Wales Limited:

- (a) the financial statements and notes, set out on pages 41 to 57, are in accordance with the Corporations Act 2001, including:
 - (i) giving a true and fair view of the financial position of the Group as at 31 March 2013 and of its performance, as represented by the results of its operations and its cash flows, for the year ended on that date; and
 - (ii) complying with Accounting Standards in Australia and the Corporations Regulations 2001; and
- (b) there are reasonable grounds to believe that the entity will be able to pay its debts as and when they become due and payable.

Signed in accordance with a resolution of the directors.



P. Troy
Director



M. Payne
Director

Sydney
Dated: 4 June 2013



Ernst & Young Centre
680 George Street
Sydney NSW 2000 Australia
GPO Box 2646 Sydney NSW 2001

Tel: +61 2 9248 5555
Fax: +61 2 9248 5959
www.ey.com/au

Auditor's Independence Declaration to the Directors of Swimming New South Wales Limited

In relation to our audit of the financial report of Swimming New South Wales Limited for the financial year ended 31 March 2013, to the best of my knowledge and belief, there have been no contraventions of the auditor independence requirements of the *Corporations Act 2001* or any applicable code of professional conduct.

A handwritten signature in blue ink that reads 'Ernst & Young'.

Ernst & Young

A handwritten signature in blue ink that reads 'Daniel Cunningham'.

Daniel Cunningham
Partner
4th June 2013



Ernst & Young Centre
680 George Street
Sydney NSW 2000 Australia
GPO Box 2646 Sydney NSW 2001
Tel: +61 2 9248 5555
Fax: +61 2 9248 5959
www.ey.com/au

Independent auditor's report to the members of Swimming New South Wales Limited

Report on the financial report

We have audited the accompanying financial report of Swimming New South Wales Limited, which comprises the statements of financial position as at 31 March 2013, the statements of comprehensive income, the statements of changes in equity and the statements of cash flows for the year then ended, notes comprising a summary of significant accounting policies and other explanatory information, and the directors' declaration of the company and the consolidated entity comprising the company and the entities it controlled at the year's end or from time to time during the financial year.

Directors' responsibility for the financial report

The directors of the company are responsible for the preparation of the financial report that gives a true and fair view in accordance with Australian Accounting Standards and the *Corporations Act 2001* and for such internal controls as the directors determine are necessary to enable the preparation of the financial report that is free from material misstatement, whether due to fraud or error. In Note 1 the directors also state, in accordance with Accounting Standard AASB 101 *Presentation of Financial Statements*, that the financial statements comply with *International Financial Reporting Standards*.

Auditor's responsibility

Our responsibility is to express an opinion on the financial report based on our audit. We conducted our audit in accordance with Australian Auditing Standards. Those standards require that we comply with relevant ethical requirements relating to audit engagements and plan and perform the audit to obtain reasonable assurance about whether the financial report is free from material misstatement.

An audit involves performing procedures to obtain audit evidence about the amounts and disclosures in the financial report. The procedures selected depend on the auditor's judgment, including the assessment of the risks of material misstatement of the financial report, whether due to fraud or error. In making those risk assessments, the auditor considers internal controls relevant to the entity's preparation and fair presentation of the financial report in order to design audit procedures that are appropriate in the circumstances, but not for the purpose of expressing an opinion on the effectiveness of the entity's internal controls. An audit also includes evaluating the appropriateness of accounting policies used and the reasonableness of accounting estimates made by the directors, as well as evaluating the overall presentation of the financial report.

We believe that the audit evidence we have obtained is sufficient and appropriate to provide a basis for our audit opinion.

Independence

In conducting our audit we have complied with the independence requirements of the *Corporations Act 2001*. We have given to the directors of the company a written Auditor's Independence Declaration, a copy of which is included in the directors' report.



Opinion

In our opinion:

- a. the financial report of Swimming New South Wales Limited is in accordance with the *Corporations Act 2001*, including:
 - i giving a true and fair view of Swimming New South Wales Limited and the consolidated entity's financial positions as at 31 March 2013 and of their performance for the year ended on that date; and
 - ii complying with Australian Accounting Standards and the *Corporations Regulations 2001*; and
- b. the financial report also complies with *International Financial Reporting Standards* as disclosed in Note 1.

A handwritten signature in blue ink that reads 'Ernst & Young'.

Ernst & Young

A handwritten signature in blue ink that reads 'Daniel Cunningham'.

Daniel Cunningham
Partner
Sydney
4th June 2013



Ernst & Young Centre
680 George Street
Sydney NSW 2000 Australia
GPO Box 2646 Sydney NSW 2001
Tel: +61 2 9248 5555
Fax: +61 2 9248 5959
www.ey.com/au

DISCLAIMER ON ADDITIONAL FINANCIAL INFORMATION

The additional financial information, being the attached to the Financial Statements for the year ended 31 March 2013, has been compiled by the management of Swimming New South Wales Limited.

No audit or review has been performed by us and accordingly no assurance is expressed.

To the extent permitted by law, we do not accept liability for any loss or damage which any person, other than Swimming New South Wales Limited may suffer arising from any negligence on our part. No person should rely on the additional financial information without having an audit or review conducted.

A handwritten signature in blue ink that reads 'Ernst & Young' in a cursive script.

Ernst & Young

Sydney

Date: 4th June 2013

Income and Expenditure Account

FOR THE YEAR ENDED 31 MARCH 2013	Notes	Consolidated Entity		Parent Entity	
		2013 \$	2012 \$	2013 \$	2012 \$
Income					
Sales					
Swim Trade Events		217,088	38,059	217,088	38,059
Speedo Swim Shop		825,356	775,142	825,356	775,142
		<u>1,042,444</u>	<u>813,201</u>	<u>1,042,444</u>	<u>813,201</u>
Cost of goods sold					
Opening stock		97,371	109,338	97,371	109,338
Add: Purchases					
Swim Trade		140,911	(428)	140,911	(428)
Speedo Swim Shop		422,987	420,343	422,987	420,343
		<u>563,898</u>	<u>529,253</u>	<u>563,898</u>	<u>529,253</u>
Less: Closing stock		(125,155)	(97,371)	(125,155)	(97,371)
Total costs of goods sold		<u>536,114</u>	<u>431,882</u>	<u>536,114</u>	<u>431,882</u>
Gross profit		<u>506,330</u>	<u>381,319</u>	<u>506,330</u>	<u>381,319</u>
Direct retail expenses					
Speedo swim shop					
Licence fee – SOPAC		205,906	192,958	205,906	192,958
Salaries		103,019	101,463	103,019	101,463
Other		60,755	19,941	60,755	19,941
		<u>369,680</u>	<u>314,362</u>	<u>369,680</u>	<u>314,362</u>
Profit from retail operations		<u>136,650</u>	<u>66,957</u>	<u>136,650</u>	<u>66,957</u>
Other income					
Administration income		4,978	6,834	4,978	6,834
Affiliation fees		61,549	60,816	61,549	60,816
Coaching courses		23,300	32,441	23,300	32,441
Donations, sponsorships and					
Government grants		347,838	325,112	377,838	325,112
Electronic timing equipment hire		32,345	30,178	32,345	30,178
Interest received		56,723	58,837	49,867	51,303
Profit/(Loss) on Sale NC Asset		-	-	-	-
Registration fees		782,048	754,542	782,048	754,542
Swim meet income		674,324	618,653	674,324	618,653
Swimmer advertising /					
subscriptions		8,026	13,159	8,026	13,159
Trust Distribution		-	-	62,408	53,888
Other		5,471	9,535	5,471	9,535
		<u>1,996,602</u>	<u>1,910,107</u>	<u>2,082,154</u>	<u>1,956,461</u>
Total income		<u>2,133,252</u>	<u>1,977,064</u>	<u>2,218,804</u>	<u>2,023,418</u>

FOR THE YEAR ENDED 31 MARCH 2013	Notes	Consolidated Entity		Parent Entity	
		2013 \$	2012 \$	2013 \$	2012 \$
Less Expenditure					
Accounting expenses		43	42	43	42
Annual General Meeting expenses		8,769	10,637	8,769	10,637
Apparel		1,705	140	1,705	140
Audit fees		23,675	27,162	23,675	27,162
Bad debts		180	562	180	562
Bank charges		3,913	4,029	3,555	3,094
Club development expenses		53,394	45,444	53,394	45,444
Coaching courses		13,773	24,600	13,773	24,600
Coach development expenses		33,521	1,432	33,521	1,432
Committee expenses		10,736	9,927	10,736	9,927
Computer software		7,008	9,561	6,863	9,538
Depreciation		55,597	64,293	29,999	38,695
Directors' expenses		3,512	6,014	3,512	5,973
Area development grants		44,000	47,500	44,000	47,500
Electronic timing equipment		15,106	17,512	15,106	17,512
Chief Executive Officer's expenses		3,752	2,168	3,752	2,168
Fringe benefits tax		1,531	1,850	1,531	1,850
General		25,528	34,343	23,565	29,939
Holiday pay and long service leave		78,349	61,643	78,349	61,643
Insurance – members		92,300	90,800	92,300	90,800
Insurance – office		26,815	23,155	26,815	23,155
International touring team		3,000	22,047	3,000	22,047
Marketing & Promotions expenses		12,183	13,689	12,183	13,599
Motor vehicles		10,440	9,495	10,440	9,495
New initiatives / Special projects		-	-	-	-
NSWIS grants		172,500	180,000	172,500	180,000
Office equipment rental and supplies		68,684	70,498	68,684	70,498
Online registration expenses		47,865	42,876	47,865	42,876
Online entries expenses		24,037	22,295	24,037	22,295
Online membership expenses		46	106	46	106
Payroll tax		5,597	5,984	5,597	5,984
Postage		21,381	28,598	21,296	28,598
Presidents & Special meeting expenses		3,161	3,390	3,161	3,390
Professional fees		9,824	7,619	9,824	5,453
Rent & Cleaning of Property		25,174	21,525	106,572	100,552
Salaries		630,018	555,462	630,018	555,462
State Age National SC Event		25,595	27,879	25,595	27,879
Stationery and printing		16,684	28,142	16,684	28,142
Superannuation		59,591	54,809	59,591	54,809
Swim meet expenses		309,655	272,320	309,655	272,320
Swimmer development expenses		103,638	92,711	103,638	92,711
Technical development expenses		41,844	65,275	41,844	65,275
Telephones, faxes and Internet		29,187	27,145	29,187	27,145
Total expenses		2,123,311	2,034,679	2,176,560	2,080,449
Operating surplus/(deficit)		9,941	(57,615)	42,244	(57,031)

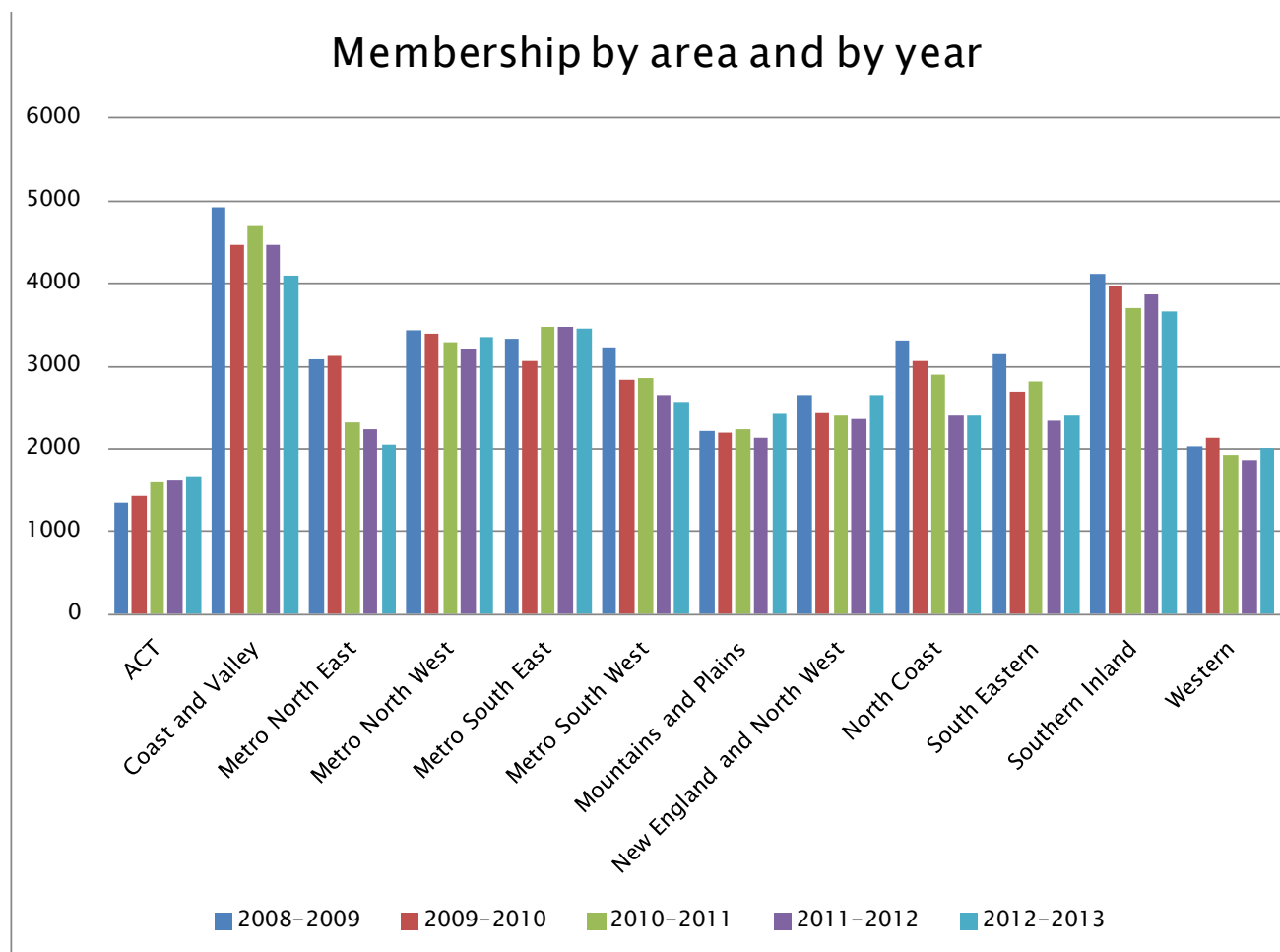
Swimming NSW Membership Report

The table below depicts an historical snapshot of the membership numbers by Area.

Area	2009 - 2010	2010 - 2011	2011- 2012	2012-2013
ACT	1439	1601	1612	1657
Coast & Valley	4466	4690	4464	4099
Metro North East	3132	2322	2229	2052
Metro North West	3390	3285	3213	3355
Metro South East	3064	3475	3469	3463
Metro South West	2845	2848	2655	2566
Mountains & Plains	2189	2245	2133	2416
New England & North West	2444	2407	2350	2658
North Coast	3068	2898	2395	2405
South Eastern	2696	2815	2339	2356
Southern Inland	3963	3693	3876	3657
Western	2140	1919	1854	2013
Total	34836	34198	32589	32697

Swimming NSW Membership Report

This graph shows the membership statistics from a year-by-year over the past 5 membership periods.

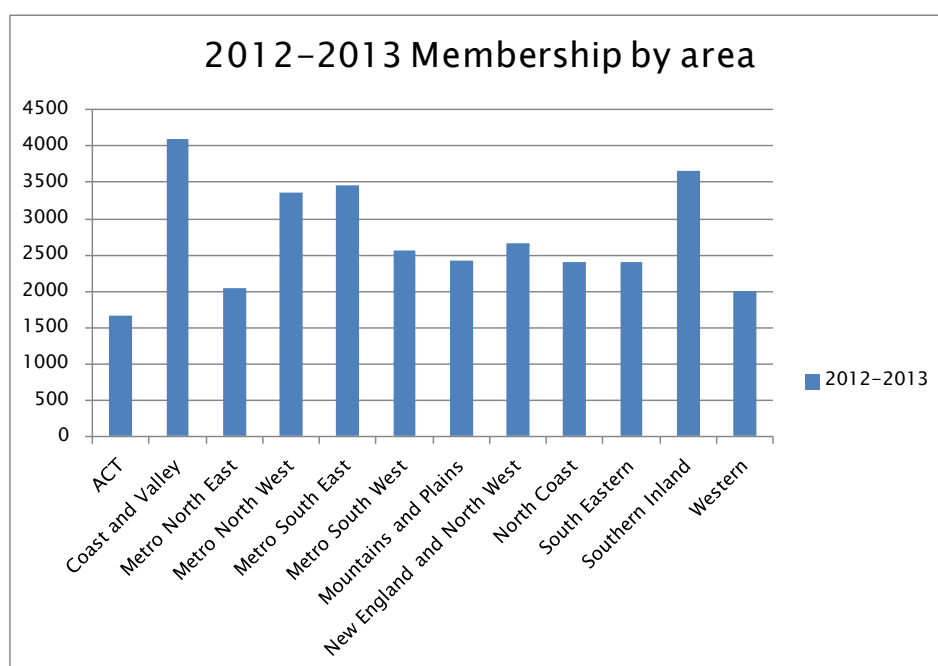


Swimming NSW Membership Report

The table and graph below shows membership figures for the 2012 - 2013 season.

Membership Distribution by Area 2012 - 2013

Area	2012 -2013	Area	2012 -2013
ACT	1657	Mountains & Plains	2416
Coast & Valley	4099	New England & North West	2658
Metro North East	2502	North Coast	2405
Metro North West	3355	South Eastern	2356
Metro South East	3463	Southern Inland	3657
Metro South West	2566	Western	2013

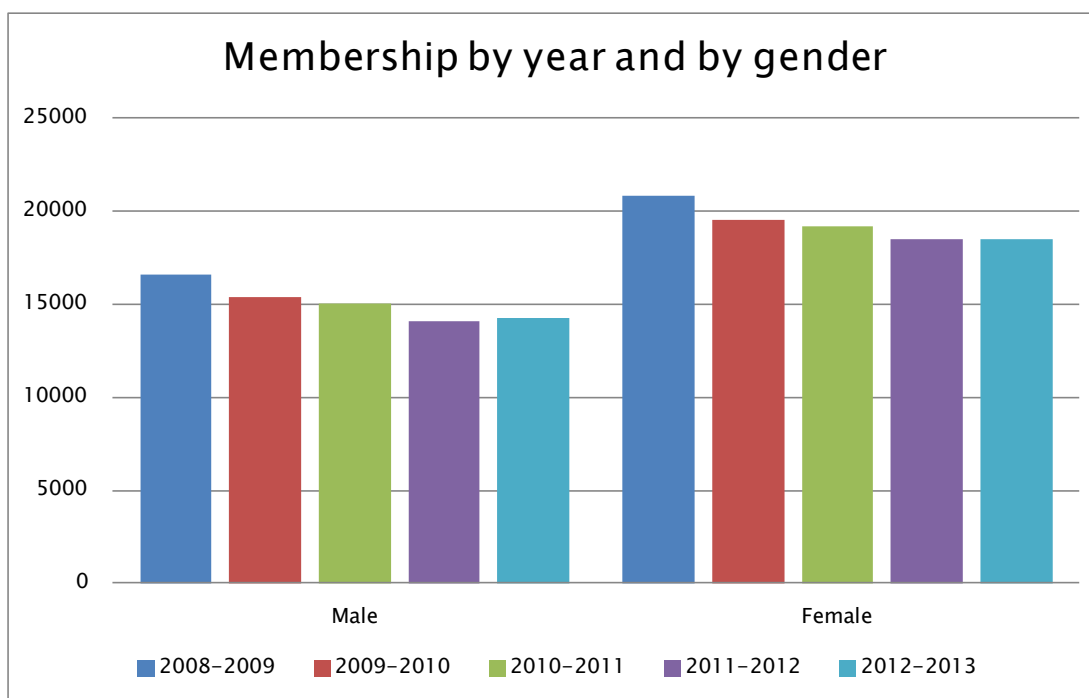


Swimming NSW Membership Report

The table below displays the gender membership comparison from 2008-2013.

Membership Distribution by Gender 2012 - 2013

Gender	2008 - 2009	2009 - 2010	2010 - 2011	2011 - 2012	2012 - 2013
Male	16555	15369	15068	14091	14196
Female	20873	19496	19182	18497	18501

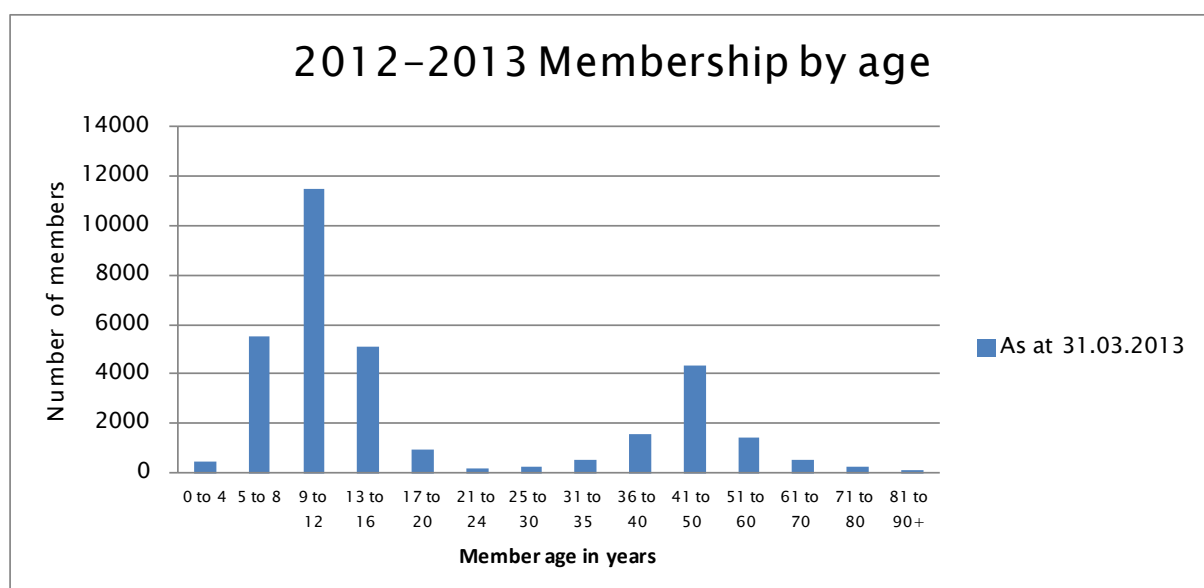


Swimming NSW Membership Report

The table below shows the member demographics by age grouping for the 202-2013 membership season.

Membership Distribution by Age 2012 - 2013

Age	As age 31 March 2013	Age	As age 31 March 2013
0 - 4 years	465	31 - 35 years	505
5 - 8 years	5530	36 - 40 years	1549
9 - 12 years	11469	41 - 50 years	4359
13 - 16 years	5092	51 - 60 years	1400
17 - 20 years	943	61 - 70 years	536
21 - 24 years	200	71 - 80 years	279
25 - 30 years	251	81 - 90 years	119



Swimming NSW Club Member List

The following pages represent each swimming club in their designated Area with membership figures from 2009 - 2013.

	2009-2010	2010-2011	2011-2012	2012-2013				
				SW	NS	LM	TOTAL	% CHANGE
ACT								
BRAIDWOOD	9	24	41	38	5	0	43	4.9
BURLEY GRIFFIN	145	137	159	100	60	3	163	2.5
CANBERRA	213	199	225	159	139	1	299	32.9
CROOKWELL	109	107	104	66	11	0	77	-26.0
CRUIZ SWIM	87	90	93	58	44	0	102	9.7
DICKSON	2	101	129	2	112	1	115	-10.9
GINNINDERRA	122	126	135	67	35	6	108	-20.0
GOULBURN	96	75	98	66	44	7	117	19.4
QUEANBEYAN LEAGUES	102	205	128	52	49	10	111	-13.3
TELOPEA	96	90	48	31	21	14	66	37.5
TUGGERANONG VIKINGS	254	243	286	185	114	8	307	7.3
WODEN VALLEY	204	204	166	96	51	2	149	-10.2
	1439	1601	1612				1657	2.8
COAST & VALLEY								
BERESFIELD	146	133	144	101	23	5	129	-10.4
BOOLAROO SPEERS POINT	193	205	181	54	37	13	104	-42.5
BRANXTON GRETA	82	93	98	87	3	0	90	-8.2
CENTRAL NEWCASTLE	167	166	183	132	18	14	164	-10.4

Key: SW - Swimmer; NS - Non-swimmer; LM - Life Member

	2009-2010	2010-2011	2011-2012	2012-2013				
				SW	NS	LM	TOTAL	% CHANGE
COAST & VALLEY CONT								
CESSNOCK	87	103	148	119	5	1	125	-15.5
CHARLESTOWN	74	96	109	101	17	4	122	11.9
CLARENCETOWN COMETS	81	106	62	22	10	0	32	-48.4
COALFIELDS UNITED	137	118	190	55	16	1	72	-62.1
DUNOGG	80	72	67	30	1	0	31	-53.7
EAST MAITLAND OLYMPIC	274	288	241	224	6	0	230	-4.6
GOSFORD RSL YOUTH	38	25	4	0	0	0	0	-100.0
GOSFORD STINGRAYS	99	82	78	38	23	9	70	-10.3
HUNTER	147	156	174	166	19	6	191	9.8
HUNTER VALLEY ALL STARS	0	0	0	46	11	0	57	0.0
JAMIES	80	66	71	35	25	0	60	-15.5
KINCUMBER PACIFIC DOLPHINS	357	396	396	249	170	0	419	5.8
KINGSWIM	53	37	0	0	0	0	0	0.0
KURRI KURRI	89	78	57	42	6	2	50	-12.3
LOWER HUNTER AQUANAUTS	32	31	0	29	4	0	33	0.0
MACQUARIE SHORES	30	43	49	54	9	0	63	28.6
MAITLAND	218	200	181	138	14	10	162	-10.5
MINGARA AQUATIC	188	216	190	91	58	9	158	-16.8
MORISSET METEORS	29	30	41	45	5	0	50	22.0
NELSON BAY RSL	82	59	41	26	2	3	31	-24.4
NEWCASTLE PREMIERS	40	57	84	55	8	1	64	-23.8
NOVOCASTRIAN	184	159	134	90	10	3	103	-23.1
NU SWIM	105	116	137	107	64	0	171	24.8
RAYMOND TERRACE	103	94	107	86	44	0	130	21.5
SINGLETON	115	91	138	81	18	0	99	-28.3
STOCKTON	126	138	134	87	0	5	92	-31.3

	2009-2010	2010-2011	2011-2012	2012-2013				
				SW	NS	LM	TOTAL	% CHANGE
COAST & VALLEY CONT								
SWANSEA SHARKS	140	134	122	104	9	0	113	-7.4
SWIMFIRST	0	0	31	0	0	0	0	-100.0
TEA GARDENS HAWKS NEST	0	0	0	28	0	0	28	0.0
THE ENTRANCE	90	96	89	74	12	12	98	10.1
TILLIGERRY STINGRAYS	32	79	23	33	16	0	49	113.0
TITANS	4	77	73	63	18	3	84	15.1
TOUKLEY	112	112	87	61	11	10	82	-5.7
VALENTINE TORPEDOES	110	100	62	74	1	0	75	21.0
WALLSEND RSL WARRIORS	103	125	100	132	8	3	143	43.0
WEST WALLSEND INDOOR	89	88	76	42	9	4	55	-27.6
WESTLAKES	76	67	29	0	0	0	0	-100.0
WOYWOY	130	145	122	54	38	15	107	-12.3
WYEE POINT	0	37	39	35	3	0	38	-2.6
WYONG	78	89	88	60	12	1	73	-17.0
Y VALLEY	66	87	84	43	9	0	52	-38.1
	4466	4690	4464				4099	-8.2
METRO NORTH EAST								
ABBOTSLEIGH	114	99	108	66	11	0	77	-28.7
AVALON BILGOLA	42	20	0	0	0	0	0	0.0
BALMORAL SWIMMERS	0	0	0	25	0	0	25	0.0
BUSH SCHOOL LEARN TO SWIM	310	287	355	3	281	3	287	-19.2
CARLILE	251	261	249	147	80	12	239	-4.0
COLLARROY	0	29	25	0	0	25	25	0.0
COLLARROY WOMENS & ASSOCIATES	15	7	0	0	0	0	0	0.0
DUKES OF HARBORD	41	0	9	21	0	0	21	133.3

	2009-2010	2010-2011	2011-2012	2012-2013				
				SW	NS	LM	TOTAL	% CHANGE
METRO NORTH EAST CONT								
EZYSWIM	0	0	22	6	6	0	12	-45.5
FRESHWATER	115	20	4	3	0	5	8	100.0
HUNTERS HILL	87	46	38	26	8	0	34	-10.5
KNOX PYMBLE	218	201	263	228	50	5	283	7.6
KU-RING-GAI	268	275	252	176	10	11	197	-21.8
LANE COVE	284	276	304	246	35	17	298	-2.0
MANLY	241	0	0	0	0	0	0	0.0
MANLY JETZ	24	16	6	2	0	0	2	-66.7
MANLY LADIES & ASSOCIATES	51	52	18	4	1	3	8	-55.6
NARRABEEN	94	0	0	0	0	0	0	0.0
NARRABEEN LADIES	53	0	0	0	0	0	0	0.0
NORTH SYDNEY	49	90	96	96	8	2	106	10.4
NORTHBRIDGE	117	152	19	1	0	2	3	-84.2
PITTWATER	10	0	0	0	0	0	0	0.0
QUEENSCLIFF	23	5	0	0	0	0	0	0.0
QUEENSCLIFF LADIES	82	0	0	0	0	0	0	0.0
RAVENSWOOD	106	66	68	67	21	0	88	29.4
SEA EAGLES	44	36	34	17	4	0	21	-38.2
TERREY HILLS	35	45	57	27	0	0	27	-52.6
THE SPIT	112	104	108	99	3	2	104	-3.7
WARRINGAH AQUATIC	153	60	29	14	7	7	28	-3.4
WILLOUGHBY	193	175	165	91	62	6	159	-3.6
	3132	2322	2229				2052	-7.9

	2009-2010	2010-2011	2011-2012	2012-2013				
				SW	NS	LM	TOTAL	% CHANGE
METRO NORTH WEST								
AQUABURN	73	85	93	46	24	0	70	-24.7
AUBURN	49	64	81	30	29	8	67	-17.3
BARKER AQUATICS	446	400	371	223	168	0	391	5.4
BLUEFINS SWIM TEAM	6	14	28	33	1	0	34	21.4
CARRINGTON INDOOR AQUATIC	18	0	1	0	0	0	0	0.0
CASTLE HILL RSL DOLPHINS	224	208	209	162	48	16	226	8.1
CHERRYBROOK CARLILE	282	268	285	159	112	0	271	-4.9
EASTWOOD-EPPING	65	39	10	0	0	0	0	-100.0
EPPING BULLETS	131	70	84	36	23	2	61	-27.4
FITNESS EDGE	25	65	89	43	26	0	69	-22.5
GALSTON	161	135	137	96	43	5	144	5.1
HAWKESBURY	32	17	37	46	10	0	56	51.4
HORNSBY	85	80	89	51	1	2	54	-39.3
MACQUARIE	0	75	78	57	0	0	57	-26.9
MACQUARIE UNIVERSITY	81	68	73	79	7	0	86	17.8
PARRAMATTA CITY	278	308	294	97	218	12	327	11.2
PARRAMATTA MEMORIAL	215	226	188	69	115	7	191	1.6
RIVERSTONE	65	34	34	27	3	0	30	-11.8
RIVERSTONE DOLPHINS RSL YOUTH	9	12	2	1	2	9	12	500.0
RYDE CARLILE	382	410	390	217	234	16	467	19.7
SOPAC	240	219	203	142	112	0	254	25.1
SWIMWEST	124	122	126	58	37	2	97	-23.0
THE HILLS	212	237	218	183	66	11	260	19.3
UNCLE JACK'S	35	16	6	8	0	0	8	33.3
WINDSOR	152	113	87	77	40	6	123	41.4
	3390	3285	3213				3355	4.4

	2009-2010	2010-2011	2011-2012	2012-2013				
				SW	NS	LM	TOTAL	% CHANGE
METRO SOUTH EAST								
AKAC	0	0	13	34	16	0	50	284.62
ASCHAM AQUATICS	36	43	42	23	0	0	23	-45.24
ASHFIELD	103	96	102	85	4	8	97	-4.90
BALMAIN	60	58	55	32	6	7	45	-18.18
BAYSIDE	166	146	124	96	14	0	110	-11.29
BONDI	66	6	74	68	2	1	71	-4.05
BREAKERS	48	10	32	52	26	0	78	143.75
BSC ROCKDALE	55	33	39	18	3	14	35	-10.26
CABARITA	27	0	0	0	0	0	0	0.00
CARSS PARK	88	60	33	49	12	1	62	87.88
COMO	0	0	0	0	0	0	0	0.00
COOK & PHILLIP	2	0	17	9	2	0	11	-35.29
CRANBROOK EASTERN EDGE	116	133	114	72	8	0	80	-29.82
CRONULLA	102	144	171	132	5	0	137	-19.88
DRUMMOYNE	4	180	125	100	18	5	123	-1.60
ENFIELD	49	60	73	49	15	0	64	-12.33
ENGADINE	96	94	98	24	17	0	41	-58.16
GYMEA BAY	6	3	0	0	0	0	0	0.00
HURSTVILLE AQUATIC	66	89	85	69	32	3	104	22.35
JONES	59	68	72	44	6	3	53	-26.39
JONES TEMPE TORPEDOES	0	0	0	38	7	0	45	0.00
KRB AQUATICS	0	0	0	5	5	0	10	0.00
LEICHHARDT	149	137	157	152	22	5	179	14.01
LITTLE SHARKS	0	21	12	2	0	0	2	-83.33
MACCABI	67	7	32	26	0	3	29	-9.38

	2009-2010	2010-2011	2011-2012	2012-2013				
				SW	NS	LM	TOTAL	% CHANGE
METRO SOUTH EAST CONT								
MAROUBRA	25	129	119	80	11	19	110	-7.56
MENAI	68	61	61	36	3	1	40	-34.43
MLC MARLINS	183	187	159	75	57	0	132	-16.98
NC AQUATIC	92	115	102	124	53	0	177	73.53
NORTH RAMSGATE	31	30	17	21	0	10	31	82.35
OATLEY	0	106	125	0	0	6	6	-95.20
PEAKHURST	111	109	98	76	1	23	100	2.04
RANDWICK & COOGEE	119	136	115	103	4	17	124	7.83
ROSELANDS	82	85	79	42	30	7	79	0.00
SANS SOUCI	3	0	0	0	0	0	0	0.00
SANS SOUCI SEA DEVILS	52	88	108	73	12	6	91	-15.74
SEA'S THE LIMIT	154	117	83	79	15	0	94	13.25
SHIRE SHARKS	24	24	19	22	2	0	24	26.32
SLADEM	38	53	39	29	13	8	50	28.21
SLC AQUADOT	179	183	168	116	12	4	132	-21.43
SOUTH SYDNEY	35	25	0	2	0	0	2	0.00
SUTHERLAND WARATAH	10	0	26	5	0	4	9	-65.38
SWIM STARS	0	8	2	0	0	0	0	-100.00
SYDNEY SWIM PLC	69	73	81	73	47	0	120	48.15
SYDNEY UNIVERSITY	183	180	176	96	60	0	156	-11.36
TIVOLI	54	86	98	130	4	0	134	36.73
TRINITY GRAMMAR	73	98	98	77	23	0	100	2.04
UNIVERSITY OF NSW	87	120	122	85	21	3	109	-10.66
YMCA SYDNEY	27	74	104	120	74	0	194	86.54
	3064	3475	3469				3463	-0.17

	2009-2010	2010-2011	2011-2012	2012-2013				
				SW	NS	LM	TOTAL	% CHANGE
METRO SOUTH WEST								
AQUABLITZ TOONGABBIE	103	131	146	76	54	9	139	-4.8
AQUAFORCE	0	0	0	38	26	0	64	0.0
ATLANTIS	147	121	83	46	22	0	68	-18.1
BANKSTOWN SPORTS	175	170	91	19	6	12	37	-59.3
BLACKTOWN CITY	204	192	175	91	70	10	171	-2.3
CAMDEN	38	29	59	44	20	5	69	16.9
CAMPBELLTOWN	145	158	159	121	43	4	168	5.7
DIVE IN PENRITH	0	0	100	74	44	0	118	18.0
HOLSWORTHY HAMMERHEADS	36	46	51	33	11	0	44	-13.7
INSWIM	123	126	0	0	0	0	0	0.0
LIVERPOOL	133	116	191	107	61	3	171	-10.5
MACARTHUR INDOOR	20	20	17	1	2	1	4	-76.5
MACQUARIE FIELDS	144	128	96	86	29	13	128	33.3
MCCREDIE PARK AQUATICS	66	51	53	60	15	7	82	54.7
MERRYLANDS	147	143	141	94	33	1	128	-9.2
MOUNT ANNAN	126	130	133	105	18	0	123	-7.5
MOUNT PRITCHARD (MOUNTIES)	127	149	97	32	22	1	55	-43.3
NARELLAN	88	113	107	86	13	0	99	-7.5
NEPEAN AQUATIC CENTRE	113	149	211	109	80	5	194	-8.1
PENRITH	156	142	138	30	59	7	96	-30.4
PENRITH RSL YOUTH	97	84	26	36	3	0	39	50.0
PICTON	73	82	93	88	4	2	94	1.1
PRAIRIEWOOD	35	67	39	21	8	0	29	-25.6
REVESBY WORKERS	104	87	101	64	23	7	94	-6.9
RIPPLES ST MARYS	152	184	163	76	38	21	135	-17.2

	2009-2010	2010-2011	2011-2012	2012-2013				
				SW	NS	LM	TOTAL	% CHANGE
METRO SOUTH WEST CONT								
ROYAL AQUATIC	0	0	0	42	35	0	77	0.0
SHAW SPARTANS	52	76	49	3	10	1	14	-71.4
SWIM CLUB EMERTON	34	38	37	25	20	0	45	21.6
SWIMFIT MACARTHUR	45	33	31	8	1	0	9	-71.0
WARRAGAMBA-SILVERDALE	13	0	0	0	0	0	0	0.0
WENDEN	24	35	56	32	20	8	60	7.1
WEST DOLPHINS	84	12	12	12	0	0	12	0.0
WIZARDS	41	36	0	0	0	0	0	0.0
	2845	2848	2655				2566	-3.4
MOUNTAINS & PLAINS								
BATHURST CITY	124	135	112	94	39	3	136	21.4
BLAYNEY	22	17	21	31	7	0	38	81.0
CANOWINDRA	81	104	110	100	2	0	102	-7.3
CITY OF ORANGE	115	144	115	168	25	0	193	67.8
CONDOBOLIN	158	154	166	145	15	0	160	-3.6
COWRA	188	167	172	143	17	4	164	-4.7
CUDAL	69	34	38	56	3	0	59	55.3
CUMNOCK	27	30	26	0	0	0	0	-100.0
EUGOWRA	33	2	0	0	0	0	0	0.0
FORBES	149	161	141	130	11	7	148	5.0
GLENBROOK	151	144	125	119	25	1	145	16.0
GRENFELL	125	118	129	131	9	5	145	12.4
JETS	0	66	89	86	19	0	105	18.0
KANDOS RYLSTONE	44	48	19	26	7	0	33	73.7
KATOOMBA RSL	54	92	75	34	28	6	68	-9.3

	2009-2010	2010-2011	2011-2012			2012-2013		
				SW	NS	LM	TOTAL	% CHANGE
MOUNTAIN & PLAINS CONT								
MANILDRA	67	44	51	53	2	0	55	7.8
MOLONG	53	53	35	21	4	0	25	-28.6
ORANGE EX-SERVICES JR POLAR BEARS	62	112	75	25	20	1	46	-38.7
PARKES	101	125	163	142	18	2	162	-0.6
PEAK HILL	51	38	33	34	1	0	35	6.1
SPRINGWOOD	118	112	91	83	60	4	147	61.5
TRUNDLE	45	44	47	35	25	0	60	27.7
TULLAMORE	39	44	45	40	9	0	49	8.9
	2189	2245	2133				2416	13.3
NEW ENGLAND & NORTH WEST								
ARMIDALE	56	74	67	40	5	1	46	-31.3
ARMIDALE ALLIGATORS	118	107	99	60	45	0	105	6.1
ASHFORD	38	35	20	0	0	0	0	-100.0
BARRABA	56	74	49	22	25	0	47	-4.1
BINGARA	10	3	6	41	32	0	73	1116.7
BOGGABRI	22	6	23	28	10	1	39	69.6
DENMAN	80	103	85	107	7	1	115	35.3
EMMAVILLE DEEPWATER	57	37	34	17	12	0	29	-14.7
GLEN INNES	97	91	140	88	43	2	133	-5.0
GUNNEDAH	446	433	454	82	366	10	458	0.9
GUYRA	42	39	61	45	1	0	46	-24.6
INVERELL	57	75	85	62	28	6	96	12.9
KOOTINGAL MOONBI	106	107	100	74	46	0	120	20.0
MANILLA	87	63	42	45	9	1	55	31.0
MERRIWA	0	17	0	0	0	0	0	0.0

	2009-2010	2010-2011	2011-2012	2012-2013				
				SW	NS	LM	TOTAL	% CHANGE
NEW ENGLAND & NORTH WEST CONT								
MOREE	104	109	19	61	0	0	61	221.1
MUNGINDI	0	17	17	58	16	0	74	335.3
MUSWELLBROOK	79	98	116	47	34	8	89	-23.3
NARRABRI STINGRAYS	120	144	155	102	56	1	159	2.6
NUNDLE	27	31	23	13	7	0	20	-13.0
PENGUINS	6	0	0	0	0	0	0	0.0
QUIRINDI	51	58	69	60	40	2	102	47.8
SCONE	97	94	109	112	10	0	122	11.9
SCULLY PARK TAMWORTH	219	152	137	121	17	0	138	0.7
TAMWORTH CITY	158	169	202	102	121	2	225	11.4
TENTERFIELD	61	50	41	59	6	0	65	58.5
URALLA	40	41	42	28	3	0	31	-26.2
WARIALDA	81	62	59	41	24	0	65	10.2
WEE WAA	72	67	65	78	14	0	92	41.5
WERRIS CREEK	57	51	31	30	19	4	53	71.0
	2444	2407	2350				2658	13.1
NORTH COAST								
ALSTONVILLE	103	113	87	64	18	0	82	-5.7
AQUA Z	9	9	3	2	1	0	3	0.0
BALLINA INDOOR	62	59	48	20	8	0	28	-41.7
BALLINA MEMORIAL	11	6	5	5	0	0	5	0.0
BELLINGEN	48	41	42	40	14	0	54	28.6
BULADELAH	25	33	19	11	0	0	11	-42.1
BYRON BAY RSL	55	53	60	55	5	0	60	0.0
CASINO	152	143	116	81	16	0	97	-16.4

	2009-2010	2010-2011	2011-2012	2012-2013				
				SW	NS	LM	TOTAL	% CHANGE
NORTH COAST CONT								
COFFS HARBOUR	67	76	84	80	26	0	106	26.2
CRESCENT HEAD POINTERS	37	36	31	24	9	0	33	6.5
DORRIGO	33	58	53	41	22	0	63	18.9
FORSTER AQUATIC	85	73	71	54	12	0	66	-7.0
GLOUCESTER THUNDERBOLTS	97	104	77	99	1	0	100	29.9
GRAFTON	94	72	74	80	12	1	93	25.7
KEMPSEY	112	102	87	73	45	17	135	55.2
KINGSCLIFF	97	106	85	62	2	6	70	-17.6
KYOGLÉ	92	75	53	57	2	0	59	11.3
LAURIETON	77	92	90	67	16	4	87	-3.3
LISMORE INDOOR	11	4	2	0	0	0	0	-100.0
LISMORE WORKERS	73	94	75	66	14	1	81	8.0
LOWER MACLEAY	42	18	32	19	1	0	20	-37.5
MACKSVILLE MARLINS	86	92	100	46	30	10	86	-14.0
MID RICHMOND	64	0	0	0	0	0	0	0.0
MULLUMBIMBY	48	54	56	20	1	3	24	-57.1
MURWILLUMBAH	100	91	89	71	18	5	94	5.6
NRG BALLINA	16	0	0	0	0	0	0	0.0
PORT MACQUARIE	208	238	153	131	35	7	173	13.1
RICHMOND VALLEY	0	0	35	33	9	0	42	20.0
SAWTELL	143	125	127	120	11	6	137	7.9
STROUD SEALS	44	0	0	21	12	0	33	0.0
TAREE	106	85	52	42	18	2	62	19.2
TEA GARDENS HAWKS NEST	82	48	58	0	0	0	0	-100.0
TRINITY LISMORE	213	222	103	66	15	2	83	-19.4

	2009-2010	2010-2011	2011-2012	2012-2013				
				SW	NS	LM	TOTAL	% CHANGE
NORTH COAST CONT								
TSA	36	41	27	7	8	0	15	-44.4
TWEED HEADS	14	4	2	0	0	0	0	-100.0
TWIN TOWNS	92	121	71	29	26	2	57	-19.7
WAUCHOPE	68	84	71	66	33	0	99	39.4
WINGHAM	142	113	86	75	7	4	86	0.0
WOODENBONG	68	75	56	56	5	8	69	23.2
WOOLGOOLGA	49	48	46	35	1	0	36	-21.7
YAMBA ORCAS	107	90	69	53	3	0	56	-18.8
	3068	2898	2395				2405	0.4
SOUTH EASTERN								
ALBION PARK	65	65	47	19	1	0	20	-57.4
BATEMANS BAY	91	76	76	73	8	5	86	13.2
BAY & BASIN	42	96	70	68	10	0	78	11.4
BEGA	123	96	66	39	31	2	72	9.1
BERKELEY	101	79	84	33	22	1	56	-33.3
BOMADERRY	118	101	91	84	13	1	98	7.7
BOMBALA	14	39	26	0	0	0	0	-100.0
BOWRAL	52	65	0	0	0	0	0	0.0
BUNDANOON	0	55	0	0	0	0	0	-100.0
COBARGO	42	61	77	68	55	10	133	72.7
COOMA	98	64	98	59	33	0	92	-6.1
CORRIMAL	240	245	195	109	60	10	179	-8.2
DAPTO	163	140	115	148	32	3	183	59.1
EDEN	98	82	70	40	22	5	67	-4.3
HELENSBURGH HAWKS	76	69	68	54	6	7	67	-1.5

	2009-2010	2010-2011	2011-2012			2012-2013		
				SW	NS	LM	TOTAL	% CHANGE
SOUTH EASTERN CONT								
JINDABYNE	146	106	94	68	38	2	108	14.9
KIAMA	13	62	76	62	5	2	69	-9.2
MOLLYMOOK MAKOS	32	10	0	0	0	0	0	0.0
MORUYA	184	171	80	55	14	6	75	-6.3
NAROOMA	55	79	74	36	15	6	57	-23.0
NOWRA	155	170	171	110	31	5	146	-14.6
OAK FLATS	100	168	101	128	1	3	132	30.7
PAMBULA COMMUNITY	129	126	90	61	38	0	99	10.0
PORT KEMBLA	50	39	43	36	2	0	38	-11.6
SHELLHARBOUR WARRIGAL	34	37	18	0	0	10	10	-44.4
THIRROUL	44	31	25	15	12	0	27	8.0
ULLADULLA	71	81	64	76	50	9	135	110.9
UNIVERSITY OF WOLLONGONG	49	33	22	0	0	0	0	-100.0
WESTS ILLAWARRA AQUATIC	166	211	251	115	71	1	187	-25.5
WOLLONGONG	145	158	147	88	54	0	142	-3.4
	2696	2815	2339				2356	0.7
SOUTHERN INLAND								
ADELONG	64	40	0	1	0	0	1	0.0
ALBURY	282	234	285	239	15	1	255	-10.5
ALBURY NORTH LAVINGTON	103	141	158	92	57	9	158	0.0
ARDLETHAN	24	38	33	34	5	0	39	18.2
ARIAH PARK	53	64	73	55	28	0	83	13.7
BARELLAN	6	12	9	8	1	5	14	55.6
BATLOW	52	71	101	36	62	0	98	-3.0
BOOROWA	107	100	105	83	7	1	91	-13.3

	2009-2010	2010-2011	2011-2012	2012-2013				
				SW	NS	LM	TOTAL	% CHANGE
SOUTHERN INLAND CONT								
BORAMBOLA	68	108	57	10	16	0	26	-54.4
COLEAMBALLY	90	71	59	38	7	0	45	-23.7
COOLAMON	51	62	83	58	2	1	61	-26.5
COOTAMUNDRA	44	102	77	57	32	4	93	20.8
COROWA	95	103	102	68	23	1	92	-9.8
CULCAIRN	38	32	40	0	0	0	0	-100.0
DENILIQUIN	117	99	111	103	12	10	125	12.6
FINLEY	247	216	278	146	66	3	215	-22.7
GANMAIN	37	30	39	38	12	0	50	28.2
GOOLGOWI	56	0	0	0	0	0	0	0.0
GRIFFITH	92	68	69	48	26	2	76	10.1
GT AQUATICS	86	88	89	81	7	0	88	-1.1
GUNDAGAI	69	58	64	67	10	0	77	20.3
HARDEN MURRUMBURRAH	61	18	46	29	4	0	33	-28.3
HAY	43	52	60	53	4	2	59	-1.7
HENTY	81	0	0	0	0	0	0	0.0
HILLSTON	58	38	43	58	0	0	58	34.9
HOLBROOK	87	72	57	0	2	0	2	-96.5
JERILDERIE	46	45	31	27	1	0	28	-9.7
JUGIONG	38	37	50	57	0	0	57	14.0
JUNEE	136	111	80	55	31	4	90	12.5
LEETON	121	124	124	83	20	0	103	-16.9
LOCKHART	29	24	0	0	0	0	0	0.0
NARRANDERA	137	118	134	29	93	2	124	-7.5
QUANDIALLA	103	59	73	62	26	0	88	20.5

	2009-2010	2010-2011	2011-2012	2012-2013				
				SW	NS	LM	TOTAL	% CHANGE
SOUTHERN INLAND CONT								
TEMORA	233	240	265	117	132	6	255	-3.8
TUMBARUMBA	49	49	32	24	6	0	30	-6.3
TUMUT	105	89	93	85	0	3	88	-5.4
UNGARIE	0	24	36	39	3	0	42	16.7
WAGGA ASTHMA	65	52	60	57	35	0	92	53.3
WAGGA WAGGA	262	282	345	165	100	1	266	-22.9
WEST WYALONG	113	82	83	63	3	5	71	-14.5
YANCO	52	62	91	61	79	0	140	53.8
YASS	99	133	142	66	46	1	113	-20.4
YASS MAGPIES	29	13	0	10	5	0	15	0.0
YOUNG	235	232	198	171	40	5	216	9.1
	3963	3693	3875				3657	-5.6
WESTERN								
BARADINE	40	30	24	18	5	0	23	-4.2
BOURKE	178	160	31	93	45	0	138	345.2
BREWARRINA YELLOWBELLY	0	0	0	0	0	0	0	0.0
COBAR	104	38	88	92	14	0	106	20.5
COOLAH	147	114	99	76	54	0	130	31.3
COONABARABRAN	56	92	67	59	21	0	80	19.4
COONAMBLE	75	74	98	56	22	1	79	-19.4
DUBBO CITY SWIMTECH	152	136	151	93	60	1	154	2.0
DUBBO RSL	61	66	68	54	9	5	68	0.0
DUNEDOO	87	67	54	58	3	0	61	13.0
GILGANDRA	39	52	87	42	24	1	67	-23.0
GULARGAMBONE	38	35	41	28	4	0	32	-22.0

	2009-2010	2010-2011	2011-2012	2012-2013				
				SW	NS	LM	TOTAL	% CHANGE
WESTERN CONT								
GULGONG	33	3	46	0	0	0	0	-100.0
LIGHTNING RIDGE	63	67	37	29	5	0	34	-8.1
MENDOORAN MERRYGOEN	54	38	40	47	3	0	50	25.0
MUDGEES	124	204	77	55	8	0	63	-18.2
MUDGEES INDOOR	56	50	54	58	14	0	72	33.3
NARROMINE	63	16	26	34	0	0	34	30.8
NYNGAN	120	131	132	137	9	1	147	11.4
ORANA AQUATIC	69	61	69	55	39	1	95	37.7
TOTTENHAM	60	74	83	49	28	1	78	-6.0
TRANGIE	90	76	94	48	23	0	71	-24.5
WALGETT	72	42	66	74	11	0	85	28.8
WARREN	73	59	76	71	7	1	79	3.9
WELLINGTON	234	193	204	155	48	9	212	3.9
YEOVAL	52	41	42	50	5	0	55	31.0
	2140	1919	1854				2013	8.6

Swimming NSW

Sponsors

Swimming NSW would like to express its gratitude to the following organisations for their generous support during the 2012-13 year.



Office of
Communities
Sport & Recreation

Office of Communities - Sport & Recreation

Office of Communities NSW - Sport and Recreation is a major supporter of Swimming New South Wales, providing Sport Development Grants and advice and assistance in many varied areas. The Department's Industry and Partnerships section in particular, provide a valuable service to our sport.



Speedo


Speedo is the official supplier of swim wear and equipment to our representative teams and squads. Speedo is also the naming rights sponsor of the NSW State Age Championships, both Summer and Winter. Speedo is a strong supporter of our goal in developing and maintaining the high calibre of swimmers in NSW and exceeding the fine performances our squads and teams have achieved in the past. Speedo also supports our grass roots meet, the Speedo Sprint Series, providing a valuable introduction to the competitive area of swimming.



SYDNEY-NORTH RYDE

Courtyard by Marriott North Ryde

The Courtyard by Marriott North Ryde is the naming rights sponsor of the NSW Summer and Winter Country Championships. The Country Championships are a key event for country swimmers in their preparation for State and National Championships. The sponsorship by the Courtyard by Marriott North Ryde will ensure the continued success of these Championships.



Union of Old Swimmers

The Union of Old Swimmers has been a very significant supporter of Swimming New South Wales for many years, particularly through their provision of funds to assist in the development of talented young swimmers.



PO Box 571
SYDNEY MARKETS NSW 2129
Tel: 02 9763 5833
Fax: 02 9763 5699
E: admin@nsw.swimming.org.au
www.nswswimming.com.au

Disclaimer

The 2012 - 2013 Swimming NSW Annual Report is based on the Corporate Annual Report by www.bestindesigntemplates.com.