



# Swimming NSW Annual Report 2015-2016

# Officers and Advisers 2015/2016

## Patron



His Excellency General The Honourable  
David Hurley AC  
Governor of New South Wales

## Vice Patron

The Premier of NSW The Hon. Mike Baird, MP  
Mr Forbes Carlile MBE

## Board of Directors

President	Graham Towle
Director	Janelle Barnett
Director	Suzanne Bergersen
Director	Steven Traplin
Director	Greg Towle
Director	Lynn Elliott
Director	David Goff
Director	Mark Payne
Director	Patrick Troy
Chief Executive Officer	Mark Heathcote

## Representatives

Selectors	Lynn Elliott and Neil Rogers
Delegate to Swimming Australia Ltd	Graham Towle
Delegates to NSW Olympic Council	Graham Towle & David Goff
Delegate to Aust Commonwealth Games	Graham Towle
Auditors	Ernst & Young



# Contents

Swimming NSW Objects of the Company	5
Swimming NSW Board Members	6
President's Report	8
Message from the CEO	11
Development Report	16
Audit and Risk Committee Report	30
Technical Swimming Committee Report	32
Competitions Committee Report	35
Projects & Membership Committee Report	37
Championship Summary	39
Audited Financial Report	41
Swimming NSW Membership Report	71



# Honour Roll of Life Members

Since the inception of New South Wales Amateur Swimming Association.

Life Member	Date of Induction	Life Member	Date of Induction
J. Taylor, C.B.E.*	10.09.42	K.F. Knight*	18.06.77
E.S. Marks, C.B.E.*	10.09.42	N.B. Dixon*	21.06.80
B.R.Galland*	18.09.44	R.D. Faraday*	18.06.83
C.D. Bell*	12.09.46	H.J. Lang*	15.06.85
J.Dexter, M.C.*	08.09.49	E. Stewart*	14.06.86
D. Hellmrich*	04.09.52	J. Valler*	14.06.86
S.B.Grange,.*	09.09.54	S.W. Aldritt*	13.06.87
W.J. Williams*	06.09.56	I. Wye, M.B.E.*	13.06.87
J.H.Morison*	06.09.56	I. King O.A.M.*	18.06.88
R.F. Pegram*	04.09.58	J. Harrison*	17.06.89
J.Brophy, I.S.O., K.O.S.G.*	06.09.62	H.J. Schofield*	17.06.95
Hon. L.J. Herron, C.M.G.*	02.09.65	R. Jordan	13.06.98
R.G. Askew*	10.06.67	T. Samuel	13.06.98
P. Flynn*	14.06.69	C.B. Rickards*	19.06.99
J.C. Chapman Jnr*	14.06.69	H. Wood	17.06.00
W.Berge-Phillips*	14.06.69	C. Harris	16.06.07
J.P. Henri*	13.06.70	P. Troy	14.06.08
L. Phillips*	27.06.74		

\* Denotes deceased

## Service Excellence Awards

The Service Excellence Awards recognise outstanding service to the Company

<b>2015</b>	Jennifer Riley Alan Forsyth	<b>2011</b>	Helen Ashpole Pauline Corthorn Joan Kellet OAM John Skene OAM John McIntosh	<b>2009</b>	Dennis Browning Lynette Crossley Peter Hall Margaret Kniha Janice Tredinnick
<b>2013</b>	Norman Roberts Stephen Hardy Ann Pilkie				
<b>2012</b>	Michael Donnelly Leonardo Repeti Lesley Pike Joanna Wazny Patricia Roberts	<b>2010</b>	Neil Rogers Janelle Barnett Sunny Bidner Amanda Charnock Robert Guyer	<b>2008</b>	Faye Rowles Margaret Spurway Ian Lamb

Correct as at June 2015

# Swimming NSW Limited

## Objects of the Company

### The objects of the Company are to:

- ✓ affiliate and otherwise liaise with SAL or its successor or assign and such other bodies as may be desirable to achieve these Objects;
- ✓ conduct encourage, promote, advance, control and administer swimming activities in and through out New South Wales;
- ✓ provide for the conduct, encouragement, promotion and administration of swimming activities through and by various Member Associations for the mutual and collective benefit of the Members;
- ✓ provide for the conduct, encouragement, promotion and administration of educational activities through and by various Member Associations and Associate Members for technical officials, coaches, athletes and learn to swim programs for the mutual and collective benefit of the Members;
- ✓ act in good faith and loyalty to ensure the maintenance and enhancement of the Company and swimming, its standards, quality and reputation for the collective and mutual benefit of the Members and swimming;
- ✓ at all times operate with and promote mutual trust and confidence between the Company and the Members in pursuit of these Objects;
- ✓ at all times to act on behalf of, in the interests of, and in conjunction, with the Members;
- ✓ promote the economic and sporting success, strength and stability of the Company, and each Member Association and to act interdependently with each Member Association in pursuit of these Objects;
- ✓ ensure compliance with the by-laws, policies and rules as amended from time to time of FINA, SAL and the Company;
- ✓ make New South Wales the leader in Australian swimming;
- ✓ apply the property and capacity of the Company towards the fulfillment and achievement of these Objects;
- ✓ use and protect the Intellectual Property;
- ✓ collect, distribute and publish information in connection with swimming;
- ✓ promote and control state meetings, competitions and championships and to the extent relevant, promote and assist in conducting national and international meetings, competitions and championships;
- ✓ strive for governmental, commercial and public recognition of the Company, the Member Associations and swimming;
- ✓ promulgate and secure uniformity in such rules as may be necessary or appropriate for the management and control of swimming and related activities in New South Wales;
- ✓ promote swimming as a spectator sport;
- ✓ through or in association with the Member Associations or other entities or of itself, promote the health and safety of all Individual Members;
- ✓ pursue through itself or others such commercial arrangements, including sponsorship and marketing opportunities as are appropriate, to further these Objects;
- ✓ formulate or adopt and implement appropriate policies, including in relation to member protection, equal opportunity, equity, drugs in sport, health, safety, junior and senior programs and such other matters as arise from time to time as issues to be addressed in swimming;
- ✓ represent the interest of its Members and of swimming generally in any appropriate forum;
- ✓ have regard to the public interest in its operation;
- ✓ do all this is reasonably necessary to enable these Objects to be achieved and to enable the Members to receive the benefits which these Objects are intended to achieve;
- ✓ encourage and promote performance-enhancing drug free competition; and
- ✓ undertake and or do all things or activities which are necessary, incidental or conducive to advance these Objects.

# Board of Directors



## Graham Towle - President

Graham is the current Swimming NSW President, Life Member of McCredie Park Aquatics and is a Technical Official. Graham has held several positions including a member of the Education Committee, Chairperson of the Open Water Technical Committee, Chairperson of the Audit and Risk Committee and Director on the Board of NSW Aquatics Management. Graham is also one of the Delegates to the NSW Olympic Committee.



## Janelle Barnett - Director

Janelle has been a member of the Swimming NSW Technical Swimming Committee since 1997, Chairman since 2010; Hon. Secretary Sept, 2004-2007 and FINA Referee 2003-2010. Janelle was awarded Swimming Australia's Technical Official Of The Year award in 2002, received the Swimming NSW Service Excellence Award in 2010 and has trained Technical Officials since 1987. Janelle is also a SAL qualified Presenter and Assessor and was a member of SNSW Sub-Committee for Competition Strategy Review, 2009.



## Suzanne Bergersen - Director

Suzanne is a Life Member of Jones ASC and Metro South East. Currently Suzanne is a Technical Official - Swimming NSW Referee Level 2 and is the Director TAFE NSW - Bradfield Senior College. Suzanne has held a number of positions with Swimming NSW Committees including Education, Open Water and the Technical Committees.

Additionally Suzanne was President and member of the District Executive and holds a Masters of Educational Administration.



## Steven Traplin - Director

Steve's involvement in the sport of swimming started when his two daughters begun swimming competitively from a young age and now swim for the Sydney Swim PLC Club. Steve was Chairman at one of NZ oldest swim clubs Parnell Swim Club from 2012 until early 2015. In that time the club, he helped turn the club around from a financial loss and only 50 members to a profit and increasing membership to over 100 members. Steve understands the importance of creating a structure and environment that enables the swimmers to develop, succeed and enjoy their swimming and therefore stay with the sport.

# Board of Directors



## Lynn Elliott - Director

Lynn is the Head Coach, President and Life Member of the Sea Eagles Swimming Club. Being a Silver Licence ASCTA accredited Coach, Lynn is also a Director and Life Member of ascta NSW and Director and Vice President of ASCTA National.



## David Goff - Director

David is a Life Member and President of Peakhurst Amateur Swimming Club Inc he has been involved with swimming for over 25 years at a State, Area and Club level and is a level 1 Swimming Australia Referee. David is a committee member of SNSW's Audit & Risk Committee and Board Member of SNSW Aquatic Management Pty Ltd. David is also a CPA and holds a MBA from UTS.



## Mark Payne - Director

Mark is the President of the Hills Swimming Club, Chairperson of the Audit & Risk Committee and is a Technical Official. Mark holds a Bachelor of Economics, Bachelor of Laws, Master of Laws and Graduate Diploma in Applied Finance and Investment. Mark's professional associations include Solicitor, Supreme Court of New South Wales, Fellow, Financial Services Institute of Australasia, and a Member, Australian Institute of Management.



## Patrick Troy - Director

Patrick is a Director and Life Member of Swimming NSW and past President and Life Member of Swimming Australia, Swimming NSW, Cumberland ASA (now Metro South West), Toongabbie Swimming Club and McCredie Park Aquatics.

Previously Patrick was a Director of Swimming NSW for 14 years and has been involved with swimming for over 30 years.



## Greg Towle - Director

With over 20 years of coaching experience, Greg has developed an extensive range of skills and relationships through his time as a club, state and national coach, which will enable him to carry out his new role as the NSW ASCTA President. Having lead and toured with the national team including two Olympics, his involvement in coach development and mentoring has also be utilised as the Head Coach of our NSW ETS Squad for the past two years. Greg is excited by the challenges that lay ahead and aims to increase educational opportunities and stronger relationships for ASCTA members, through greater communication and a strategic planning.



# President's Report

## Graham Towle

It is a great pleasure to present this report, which highlights a year of continued strong achievement and performance against the key areas that were detailed in the Strategic Plan.

Throughout the year the CEO and staff established a number of new initiatives and continued to improve existing services for the benefit of all members.

As mentioned in previous Annual Reports the Strategic Plan is structured around three main areas, namely, Participation, Performance and Partnership. My report on our progress over the past year is again set out under those headings.

### **PARTICIPATION**

Particular mention is made of our excellent Development Officers, who have again continued to work extremely well with the Clubs and Schools in their respective areas and the continued increase in membership is directly related to the excellent support that they are providing to the Clubs and members in their areas.

Our total membership increased by 2.2% this year. What makes this achievement significant is that we participated in a pilot with 35 Clubs for the soon to be launched Junior Dolphins Program which saw 1329 new young members (under 7 years of age) join our Clubs throughout the year. This is the second consecutive year that we have increased our membership and is the third increase in the past four years.

Our Staff in the NSW office together with the Development Officers in the areas also

provided excellent support and assistance in the delivery of the improved Area Development Program this year. This very important area of our activities provides wonderful pathway opportunities for both our athletes and our Technical Officials. The opportunity is also taken to sincerely thank our Technical Committee, Technical Officials, volunteer mentors and presenters who also put so much into this important program. Swimming NSW is now providing an improved and well-structured curriculum for each of the Area Development Squads. Improved support was also provided to many Coaches throughout the delivery of these development activities.

NSW Sport and Recreation over the past few years has provided grant funds for the Indigenous Swimming Project. This project has been completed this year and was responsible for the participation of hundreds of indigenous children in learn to swim programs during the course of the program.

The Club Health Check List came on line on the NSW website during the year with numerous resources now available to improve their Health Check results.

A review session was conducted with the Area Presidents on the 31st October, 2015, and a follow up session was held with the Area Development Convenors in early November, 2015. The final Program and Curriculum was then adopted by the Board and distributed to all Areas. Accordingly, the 2016 Area Development Programs are now well under-way.



As per usual practise, Areas and Clubs were also assisted with the distribution of the 2015-16 Registration Guide, which was sent out prior to the new registration period.

## **PERFORMANCE**

Swimming NSW throughout the year continued to provide swimmers with a strong domestic competition program. It continues to improve the resources available to members, Clubs and Areas to ensure smooth operation of all areas relating to meets, athlete information and entries and results. Entries for our swim meets again have increased in the last year and are an indication of the quality of the organisation of the meets and the professional way the meets have been run. Congratulations to the staff and the Technical Officials who work so hard to ensure the smooth conduct of all of our meets that are held in such high regard.

Many resources are now available online from the Swimming NSW website including the meet approval process. Live Results and Meet Mobile were again available for the 2015-16 year.

Athletes and Coaches in the Swimming NSW Emerging Talent Squad (ETS) Program were again included in the High Performance Support Program provided through NSWIS. This program included support in areas such as nutrition, physiology and physiotherapy.

Excellent ongoing support was also provided throughout the year for the State Age Squads, Multi Class Development and Junior Sharks Squads and the NSW State Age SC Teams event was very successful with NSW finishing second.

At the 2015 Australian Age Championships, NSW recorded its best Gold Medal performance in 12 years.

The NSW Touring Squad to North Queensland in June 2015 was also very successful and following the success of that tour, the Board in June, 2015, approved the selection criteria for the 2016 Touring Team to Japan.

The Swimming NSW Coach Development Framework was further developed and enhanced as part of the NSW High Performance Plan. Support continued to be provided to Area Coaches with "out of Area Coaches" attending the Area Development weekends to assist the Area Coaches with ongoing support.

This year we have assisted any Gold and Silver Licence Coaches, wherever possible, in securing or improving their aquatic space. Throughout the year we have also broadened this support to Bronze Licence Coaches.

**“Sincere thanks to our sponsors...Without their ongoing support and commitment to Swimming NSW we could not have achieved the level of success that we have experienced.”**

Technical Officials were supported and assisted throughout the year. Congratulations to the Technical Swimming Committee for the excellent programs and resources that were delivered for our Technical Officials this year.

The NSW Technical Forum was held on 25th July, 2015 and training was also provided in Areas, when training was requested by them. A number of Technical Forums were also conducted in conjunction with the Regional Meets held in January, 2016.

Many more resources, training notes and other material for Technical Officials were reviewed and updated by the TSC throughout the year. These resources are available to members on the NSW website.

The Technical Official Pathway has worked very well this year and many new Technical Officials are now nominating to work at Area, State and Australian Meets.

During the past year Technical Officials worked 214 more sessions at our meets than in previous years, which reflects a 10% increase. In addition to this over 230 volunteers have registered for our Online Timekeeper Course.

## **PARTNERSHIPS**

Together with ascta NSW Inc., Swimming NSW has worked hard in continuing to support and develop NSW Coaches through the delivery of the National Accreditation Program. A well-resourced coaching development framework is now in place and it will be significantly enhanced during next year.

A number of coaching courses were offered during the past year and included in that number were over 50 Coaches who completed their Bronze Coaching Licence.

SNSW Aquatic Management Pty Ltd continued to build valuable relationships throughout the year with local Councils and Aquatic Management Companies. Swimming NSW continued to work closely with and support Aquatic Management during these activities.

This year we have spent considerable time developing the Safe Sport Framework along with reviewing our Complaints Handling procedures. We have worked closely with Swimming Australia (SAL) and the Australian Childhood Foundation to develop better ways to promote our sport as being Child Safe amongst the community.

Swimming NSW continued to maintain a strong relationship across all significant areas with Swimming Australia (SAL) throughout the year. A number of projects are currently in pilot phase including the Junior Dolphins Project and the Sporting Schools project and in this Olympic year SAL have also locked into an exciting arrangement with Channel 7 that will see major coverage for our sport right through to and including the Tokyo Olympics in 2020.

Representation has also been active with NSW Olympic Council and the Australian

Commonwealth Games Association (NSW Branch).

## **CONCLUSION**

This year there have been some very good results for Swimming NSW and it is important to acknowledge and thank those who have contributed to those outcomes.

The excellent Staff, ably led by CEO, Mark Heathcote, have provided great support and service to the members, Committees and Board during the year. A year in which the Company achieved another better than budget result (this is our 4th consecutive budget surplus) with a net profit of \$33,130.

Appreciation of the outstanding contribution made by my fellow Directors is also acknowledged. They have given strong strategic direction to the CEO and Staff. It is the high quality of their decisions that has positioned Swimming NSW to be in the enviable position that it enjoys today.

On behalf of all of the Directors, this opportunity is taken to sincerely thank all of the members of Swimming NSW for the wonderful contributions that have made the past year so successful.

Together we can look forward with confidence to the continued advancement of our great sport in the future.



**Graham Towle**  
**President**  
**Swimming New South Wales**

# Message from the CEO

## Mark Heathcote

I am pleased to present to you the 119th Annual Report of Swimming New South Wales Limited.

This booklet contains reports on the competition and developmental areas of the sport along with a summary submitted by each of the Chairpersons of the Board, Competitions, Technical Swimming, Projects & Membership and Audit and Risk Committees.

It will also highlight our significant achievements and awards of the past year as well as the Company financial performance through a comprehensive audit report.

### **ACHIEVEMENTS**

This year we marked the commencement of the new Swimming NSW Strategic Plan for 2015-2018. We consulted widely with a variety of stakeholders in the development of our new Plan and it is fair to say there has been a significant shift towards increasing participation outcomes over the period of the Plan. The new Plan provides a framework of both new initiatives as well as existing activities which the Company can continue to build on over the course of the plan.

We have already made some key progress across a number of the strategic initiatives outlined in the Plan and it was important to make some staffing structural changes to ensure the organisation was appropriately set up to achieve these objectives. This work is now almost complete and we believe we are well placed to continue to deliver results for our members. During the year we

appointed a Sport Development and Participation Manager in Sarah Koen to lead our Development Officers in supporting our Clubs and Areas. This year we have utilised the Australian Sports Commission's Club Health Checklist to gather information on how healthy our Clubs are and what areas they will look to improve upon in the coming years. This information will allow Swimming NSW to focus our resources into the areas where our Clubs need it the most and support them in implementing any necessary changes.

With a key focus of the new Plan being increased participation in the sport of swimming we were pleased to again record an increase in membership this year. This was our third increase in four years and much of the membership increase result can be attributed to our excellent volunteers at both Club and Area level who have worked tirelessly to create opportunities for parents and swimmers to participate in our sport.

Our events continue to be the showcase for our sport and this year we experienced increased levels of participation in all of our events. This year we undertook a number of event attendee surveys across a broad spectrum of the events we run to collect important information about the Swimming NSW event experience. This information has allowed us to make a number of changes to improve the overall experience for our members. We recognise that we still have some work to do to ensure that our events remain current and are appropriate to the needs of our members and therefore will we will continue this work to evolve our events so that they provide the greatest level of customer satisfaction for our attendees.



As our members are probably aware, we have experienced significant increases in the demand for meets over the last couple of years which has led to ever extending meet timelines. Whilst this has placed increased strain on our volunteer base, the last thing we want to do is turn large numbers of members away from attending our various Championships and meets. With this in mind the Board has commissioned a review into the Metropolitan Competition Structure with the results of this review due during the upcoming year. If successful, a similar review would be conducted for our regional areas. The aim is to ensure we are providing the best Competition pathways for our members.

This year the Board spent considerable time reviewing the Coach Development Framework in NSW with the view of improving performance outcomes for both NSW Coaches and Athletes. This important exercise was vital to ensuring that we had the right development and support structures in place for the next quadrennium to enable all of our swimmers and coaches the opportunity to reach their potential. The results of this work will be the employment of a NSW Coaching Director (SNSW employed) and a NSW State Head Coach (SAL employed) during the year who will lead the development and mentoring of our coaches in NSW.

We experienced mixed results at this year's National Championships, with some great success stories and also a number of areas for improvement. The Board is confident that we have the structures in place to support and develop our athletes all the way along the Athlete Development Pathway. Our role is to support Swimming Australia in whatever way possible to ensure the best possible outcomes for Australia at International Swimming competitions.

Our Standing & Management Committees continue to provide excellent advice and guidance on various operational and strategic aspects of our sport. The Committees ensure we are working towards a continuous path of improvement and are regularly developing new initiatives for

our members. We are always looking for new people to nominate for our Standing Committees and there are regularly vacancies on these Committees so I would encourage anyone who is interested in these Committees to please nominate for one of these important roles.

This year we continued our highly successful Indigenous Participation programs across the State and they have continued to grow from strength to strength. Again we greatly increased the number of learn to swim and water safety program available to indigenous children and adults. In December the funding period from the NSW Government concluded, so we are now investigating other funding opportunities so we can continue to run these excellent and important programs across the State for Indigenous Australians.

Following the Royal Commission process in 2014, Swimming NSW and Swimming Australia have been reviewing our Policies and Procedures with respect to Member and Child Welfare and this year SAL will launch the Safe Sport Framework which will outline first and foremost our commitment to providing a safe sport for all members, particularly children. As part of this process we will be developing a number of resources to assist our Areas and Clubs in implementing this Framework so we can all work together to provide a safer sport.

Swimming NSW has continued its support of Swimming NSW Aquatic Management and both organisations this year have concentrated their efforts on ensuring that our Clubs and Coaches have the water access they require to achieve their objectives. We have also been working closely with a number of Clubs to ensure that have appropriate agreements in place to protect their water space. This work will continue into the current year and both organisations are looking forward to the opening of some new and re-developed aquatic centres which will take place in the coming months.

Swimming NSW maintains its support to our large volunteer base through our Technical



Swimming Committee. Throughout the year, the Committee has finalised a clear Technical Official Pathway for our volunteers with the view to attracting more volunteers to our sport as well as providing increased development and mentoring opportunities for our Technical Officials. This year we launched our first Online Technical Official Training module for Timekeepers, with over 300 registrations to date. Shortly we will launch the next module for Inspector of Turns with further modules planned for release later in the year. All of our volunteers are kept up to date with the latest information and news through the Technical Swimming Committee's bi-monthly newsletter.

The Committee have also continued to develop and improve the Technical Official Development program which runs in parallel to the Area Development Program which has been well received and provides development opportunities for up and coming Area Technical Officials. The Committee have also been developing resources for Area Technical Swimming Coordinators to make the task of training new volunteers much easier. All of this work culminated in Swimming NSW recording an increase against the previous year for every single Technical Official accreditation.

I would also like to take this opportunity to acknowledge the ongoing support of sponsors, Speedo, Office of Communities NSW – Sport & Recreation, the Ministry for Police and Emergency Services, 2XU and Accor. Without the generous support of all our sponsors we would not be able to foster, control and develop the sport of swimming in NSW to deliver membership and development activities for the benefit of all of our members.

Swimming NSW has continued to capitalise on the changes we have made over the previous years, so as to ensure the continued improvement of our sport into the future. The Board and staff are well aware of the importance of continually evolving the administration of our sport to suit the modern day needs of our membership and

this year we have aimed to achieve this through both increased and improved service to our members.

## **FINANCIAL PERFORMANCE**

The Company recorded a profit for the financial year of \$33,130 which was ahead of the original intended budget surplus of \$24,454.75. This was a pleasing result for the Company.

### **The major reasons for the result are as follows**

- Increase in Donations, Sponsorships & Government Grants of \$58,000
- Increased Swim Meet Revenue of \$12,000 due to increased entries and attendances.
- A saving of \$40,000 due to the costs of the APT system not being passed on by SAL as full functionality of the system was not achieved.
- A saving of \$12,000 on Office Equipment Rental & Supplies due to the renegotiation of existing contracts.
- A saving of \$11,000 on ETS expenses across the course of the year.
- A saving of \$7,000 on Insurance Premiums due to the excellent brokerage offered by JLT Sport.

This gave the Company an Operating deficit of \$95,334 and this was offset by our Swim Trade and Speedo Swim Shop profits to the value of \$128,500.

This result is now the Company's fourth consecutive budget surplus and places us in an enviably strong financial position. A surplus budget has again been approved for the 2016-17 financial year. Our strong financial results in recent years has allowed the Board to create a Reserve Fund which the Board can invest in specific projects which will assist Swimming NSW in achieving its Strategic Objectives.

## **MEMBERSHIP**

The membership figures as at year end indicate an increase in membership of 1.4% or 450 to 31,868. Again this year, Swimming membership grew faster (2.7% increase) than Non-Swimming Membership. This membership increase was reflected across nearly all Areas, with particularly strong growth in the metropolitan areas of NSW.

This year, we piloted the Swimming Australia Junior Dolphin program at 35 Clubs across NSW and at year end we had a total of 1273 Junior Dolphin members across these Clubs. This program contributed significantly to Swimming NSW achieving our overall increase in membership for the 2015-16 year. We are looking forward to the launching this program to all our Clubs this year.

This Summer we will also launch our 'Dive In' membership campaign which aims to capitalise on the increased exposure for the sport of swimming during the 2016 Rio Olympic Games and get more children into learn to swim and swimming Clubs through 'Come N Try' events being run throughout the start of the summer season.

It is our goal to continue to support the grass roots aspects of the sport which will assist in maintaining participation levels across the State and also enable us to attract new people to our sport. We also expect that our increased focus on the servicing of members through the new programs mentioned above will help drive membership throughout the year.

## **CONGRATULATIONS**

Congratulations to **Mrs. Lois Clarke OAM, Mr. Peter Lozan OAM, Mrs. Myril Bunt OAM and Mr. Philip Baird OAM** for receiving an OAM in the Queen's Birthday Honours List; for their outstanding contributions and services to the sport of swimming.

To the following persons on their involvement with the Sport NSW Awards in February 2016: -

### **Maddison Elliott OAM**

Recipient – NSW Athlete of the Year with a Disability

### **John Skene OAM**

Recipient – Distinguished Long Service

### **Clary Munns**

Recipient – NSW Masters Athlete of the Year

### **Tiffany Thomas-Kane**

Finalist – NSW Young Athlete of the Year with a Disability

To all the NSW based swimmers, coaches and managers who were selected to

represent Australia at the 2015 FINA World Championships, IPC World Championships, World Junior Championships, World University Games, Commonwealth Youth Games, all of whom are listed later in this report.

To the following recipients of Awards at the 2015 Swimmer of the Year Awards: -

### **Ellie Cole OAM**

Speedo Golden Moment of the Year

### **John Rohloff**

Roger Smith Technical Official of the Year

### **Paul Sharman**

Hancock Prospecting Paralympic Program Coach of the Year

### **Tiffany Thomas-Kane**

ALS Discovery of the Year

### **Maddison Elliott OAM**

Paralympic Swimmer of the Year

## **APPRECIATION**

I would like to acknowledge the involvement of the following organisations and individuals for their support throughout the year: -

- Ross Coggan, General Manager of the Sydney Olympic Park Aquatic Centre and his staff for their co-operation and support of our activities.
- Charles Turner and the staff at the NSW

Institute of Sport for their approach to the ever developing program partnerships.

- Mark Anderson and the staff at Swimming Australia for their ongoing assistance.
- Alan Marsh, CEO of Sydney Olympic Park Authority and Tony Houhlias, Executive Manager – Sport Development at Sydney Olympic Park Authority for their continuous advice and support on the continued development of the sport of swimming.
- The representatives of the Company Standing Committees.
- To Graham Towle, for his support, guidance and leadership throughout the year.
- To all Board members for their leadership and support throughout the year, as well as Area representatives, Club representatives, Technical Officials, coaches, parents and athletes who have contributed at any level over the last 12 months I extend a sincere thank you for your continued involvement.

## **VALE**

- **Aloysius Koh**  
Bankstown Sports Swimming Club
- **Jade Frith**  
Novocastrian Swimming Club
- **Keith Midgley**  
Grafton Swimming Club
- **Bob Lawson**  
ascta NSW Life Member

## **STAFF**

Again this year, the staff structure has remained very stable, with only Pia Farmilo & Janine Walker leaving us last year. This staff continuity better positions the Company to deliver on key projects and activities throughout the year while providing a regular and high level of customer service to our members. This year we welcomed Sarah Koen (Sport Development & Participation Manager) and Josh Karp (Sport Administrator) and they are both fitting well into the team.

I would also like to acknowledge the efforts of

the Swimming NSW staff throughout the past year for their ongoing enthusiasm, support, innovation and dedication to the sport of swimming and our members. Without them, the Company would not be able to continue to positively react, respond and evolve to meet the daily challenges, goals and objectives of the sport of swimming we strive to achieve. Thank you once again for your friendships and encouragement throughout the year.

- Performance Pathway Manager – **Narelle Duggan**
- Operations Manager – **Michelle Johnson**
- Sport Development & Participation Manager – **Sarah Koen**
- Events Coordinator – **Cherry Smith**
- Events Manager – **Shannon Smith**
- Sport Administrator – **Josh Karp**
- Finance Manager – **Michelle Boon**
- Development Coordinator – **Cecilia Nguyen**
- Coaching Coordinator – **Darren Howard**
- Development Officer (Coast & Valley) – **Jarrold Anthony**
- Development Officer (North Coast) – **Lyn Connell**
- Development Officer (New England & North West/Western) – **Pam Weste**
- Development Officer (South Eastern) – **Kerrie-Anne Anstis**
- Development Officer (Mountains & Plains) – **Paul Dobson**

## **SUMMARY**

As you will read in the following pages, the 2015/16 year has been another successful year for Swimming NSW and we look forward to continuing this great work in the coming years. We introduced many new initiatives this year as well as reviewing a number of existing Policies and Programs. The Company will continue to work diligently with our members at the forefront of our minds as meeting and exceeding their expectations will ensure our long term success.

**Mark Heathcote**  
**Chief Executive Officer**  
**Swimming NSW**



# Swimming NSW Development Report

## AREA DEVELOPMENT PROGRAM

Feedback on the Area Development Program was very positive this year. The introduction of the Establishment Squad has provided greater participation benefits to members and increased the numbers of members who have been exposed to developmental opportunities by over 300. Below is a table outlining the number of athletes throughout the state who attended the various Area development days;

AREA	A	B	C	D	E	TOTAL
ACT Swimming	13	25	27	83	0	148
Coast & Valley	22	46	29	117	32	246
North Coast	1	7	13	80	0	101
Metro North East	16	16	24	62	37	155
Metro North West	24	25	27	31	0	107
Metro South East	10	20	8	16	0	54
Metro South West	23	23	19	83	42	190
Mountains & Plains	11	16	21	28	0	76
South Eastern	Information not supplied					
Southern Inland	0	1	0	54	240	295
New England North West	0	12	13	12	0	37
Western	2	13	14	27	0	44
					<b>TOTAL</b>	<b>1,453</b>





In addition to the Area hosted Development Days, teams were invited to attend the Swimming NSW Development Meet for the relevant squad;

AREA	A	B&C	D	TOTAL
ACT Swimming	18	29	63	110
Coast & Valley	21	70	95	186
North Coast	1	20	80	101
Metro North East	16	25	60	101
Metro North West	23	47	30	100
Metro South East	9	26	27	62
Metro South West	23	42	82	147
Mountains & Plains	12	26	20	58
South Eastern	5	22	101	125
Southern Inland	0	0	9	9
New England North West	2	19	10	21
Western	2	3	0	5
<b>TOTAL</b>				1,025

- A Squad:** 12 – 18 year old National Age Competitors  
**B Squad:** 13 – 18 year old State Age Qualifiers  
**C Squad:** 9 – 12 year old State Qualifiers  
**D Squad:** 9 – 16 years  
**E Squad:** Squad criteria will vary based upon Area Development requirements

With a view to align the Development objectives, the Squad names will be re-named as we move into the 2016 season. The new names will be;

- National A's
- Senior and Junior Target
- Achievers
- Establishment



## **JUNIOR SHARKS SQUAD**

The 2015 Junior Sharks squad consisted of 47 talented NSW swimmers aged between 11- 12 years, selected at NSW 10 & U – 12 State Age Championships. The squad participated in 3 Development Days held at SOPAC. The days consisted of pool sessions and informative educational presentations including; the swimming development pathway, physiological and developmental changes in swimmers as they progress through maturation (presented by Kenneth To (Boys) and Marieke D'Cruz (Girls), time management and personal accountability, nutrition for performance and a range of stroke presentations and discussions.

An extended thank you to the head coaches who ran the days (Colman Wong, Brandon Lawrence and Alana Seager) and all the attending squad coaches for dedicating your time and expertise to this year's squad, it is greatly appreciated. Thank you also to the presenters for sharing your knowledge with our up and coming talent.

<b>Swimmer</b>	<b>Club</b>	<b>Coach</b>
<b>Charles Marais</b>	Abbotsleigh	Brandon Lawrence
<b>Becca St Vincent</b>	Abbotsleigh	Brandon Lawrence
<b>Georgia O'Connor</b>	Abbotsleigh	Brandon Lawrence
<b>Emily Plummer</b>	AquaBlitz Toongabbie	Alana Seager
<b>Joshua Kite</b>	Auburn	Misha Payne
<b>Brendan Ding</b>	Breakers	Sharon Gregory
<b>Dominic Lopez</b>	Campbelltown	Justin McEvoy
<b>Dennis Hui</b>	Carlile	Ryo Kito
<b>Tyler Krenkels</b>	Carlile	Ryo Kito
<b>Logan Kaye</b>	Carlile	Michelle Thomas
<b>Pia Lenarduzzi</b>	Carlile	Michelle Thomas
<b>Charli Brown</b>	Carlile	Michelle Thomas
<b>Annika Tonuri</b>	Carlile	Michelle Thomas
<b>Claire Matthews</b>	Carlile	Ryo Kito
<b>Cooper Ritchie</b>	Cherrybrook Carlile	Aidan Chudleigh
<b>Connor Brackin</b>	Cherrybrook Carlile	Aidan Chudleigh
<b>Curtis Kraus</b>	Cherrybrook Carlile	Aidan Chudleigh
<b>Lydia Murray</b>	Coonamble	
<b>Kayla Hardy</b>	Ginninderra	Bronte Ferraro
<b>Claudia Neale</b>	Glenbrook	Corin Dobson
<b>Bindi Ware</b>	Kingscliff	Ian Walker
<b>Ethan Hansen</b>	Knox Pymble	Nick Dobson
<b>Isabella Riley</b>	Knox Pymble	Steven Qu
<b>Donna Choi</b>	Kozy	
<b>Christian Taylor</b>	Lane Cove	Aaron Furnell
<b>Andy Lee</b>	Macquarie University	Troy Sullivan
<b>Samara Woolley</b>	Mingara	Kim Taylor
<b>Vayna Kamenjas</b>	Mount Annan	Tatiana Matts
<b>Georgia Pendergast</b>	Narooma	Rhett Duffy
<b>Riley Dixon</b>	NC Aquatic	Jen Noel
<b>Alex Aguilar</b>	NC Aquatic	Jen Noel

## JUNIOR SHARK SQUAD CONT.

<b>Zayne Morphey-Watson</b>	Nelson Bay	Tom Davis
<b>Emily Winpenny</b>	Novocastrian	Adam Beisler
<b>Kiera Warn</b>	Peakhurst	
<b>David Tabke</b>	QT Swimming	Les Barclay
<b>Megan Cooper</b>	Ripples St Marys	Michael Faccin
<b>Jessica Madden</b>	SLC Aquadot	Gordon Muir
<b>Lily Hardman</b>	SOPAC	David Ryan
<b>Tomas Kapocius</b>	SOPAC	David Ryan
<b>Madeleine Fairlie</b>	Sydney University	Leanne Thompson
<b>Garry Koschnitsky</b>	Trinity Grammar	Colman Wong
<b>Tess Tsoi</b>	Trinity Grammar	Colman Wong
<b>Macy Hansford</b>	Trinity Grammar	Colman Wong
<b>Charlie Hawke</b>	West Wallsend Indoor	Kengo Yagami
<b>Gabriel Gorgas</b>	Willoughby	Paul Hardman
<b>Courtney Lendvay</b>	Wollongong	Chris Buchanan
<b>Kaylah Holmes</b>	Woy Woy	Graeme Carroll

## AGE DEVELOPMENT SQUAD

Athletes selected onto the 2015 Swimming NSW Age Development squad attended two consecutive squad days with Saturday held at SOPAC and Sunday at Newington College on 25th and 26th July. The curriculum delivered to the squad consisted of stroke presentations, nutrition, time management, personal accountability and athlete developmental stages with Australian Team Members Kenny To and Marieke D'Cruz.

Pool sessions and coach development was delivered by the Head Coach, Jen Noel and the Squads' Mentor Coach, Greg McWhirter. A really big thank you to Greg, Jen and all squad coaches for running a great weekend.

<b>Name</b>	<b>Club</b>	<b>Coach</b>
<b>Becca St Vincent</b>	Abbotsleigh	Brandon Lawrence
<b>Annabelle Druce</b>	Abbotsleigh	Leanne Speechley
<b>Kaea Bidois</b>	Abbotsleigh	Leanne Speechley
<b>Holly Ryan</b>	Aquablitz	Greg Towle
<b>Tasha Samuela</b>	Atlantis	Rod Furlong
<b>Tiarne Galvin</b>	Auburn	Misha Payne
<b>Sienna Elphinston</b>	Breakers	Sharon Gregory
<b>Rand Youssef</b>	Breakers	Sharon Gregory
<b>Alan Paradzik</b>	Campbelltown	Justin McEvoy
<b>Georgina Seton</b>	Campbelltown	Justin McEvoy
<b>Rachael Robinson</b>	Campbelltown	Justin McEvoy
<b>Mia Rolfe</b>	Carlile	Justin Rothwell
<b>Emilie Petersen</b>	Carlile	Justin Rothwell
<b>Naomi Scott</b>	Carlile	Justin Rothwell
<b>Brittany Barnes</b>	Carlile	Justin Rothwell
<b>Callum Duke</b>	Castle Hill RSL	Cameron Elliott

## AGE DEVELOPMENT SQUAD CONT.

<b>Connor Brackin</b>	Cherrybrook Carlile	Greg McWhirter
<b>Sophie Beldham</b>	Cherrybrook Carlile	Greg McWhirter
<b>Brooke Morgan</b>	Cherrybrook Carlile	Greg McWhirter
<b>Nicholas Millers</b>	Cherrybrook Carlile	Greg McWhirter
<b>Louise Zhang</b>	Cherrybrook Carlile	Greg McWhirter
<b>Aiden Jackson</b>	Cherrybrook Carlile	Greg McWhirter
<b>Elise Kench</b>	Cherrybrook Carlile	Greg McWhirter
<b>Brooke Mindham</b>	Cherrybrook Carlile	Greg McWhirter
<b>Joseph Mason</b>	Cherrybrook Carlile	Greg McWhirter
<b>Nathan DeLutis</b>	Corrimal	Tracey Waters
<b>Harrison Corby</b>	Corrimal	Tracey Waters
<b>Maisie McFadyen</b>	COSAC	Markus Erth
<b>Francesca Fitzhenry</b>	COSAC	Markus Erth
<b>Angelique Barrett</b>	COSAC	Markus Erth
<b>Caitlin Walsh</b>	Galston SC Inc.	Greg Morrison
<b>Gabriel Cabban-Galtarossa</b>	Glenbrook	Corin Dobson
<b>Andrew Hemsworth</b>	Knox Pymble	Steve Goodier
<b>Jack Ryan</b>	Knox Pymble	Steve Goodier
<b>Benjamin Yates</b>	KPD	Jarrold Mobberley
<b>Erwan Le Pechoux</b>	KRBA	Hamid Mobarrez
<b>Lachlan Kelly</b>	Lane Cove	Brett Winkworth
<b>Declan Grohala</b>	Liverpool	Ben Tuxford
<b>Ryan Walker</b>	Macquarie Shores	Ben Jenkinson
<b>Cooper Woolley</b>	Mingara	Kim Taylor
<b>Arah Ko</b>	MQU	Troy Sullivan
<b>Harison Maddern</b>	NC Aquatic	Jen Noel
<b>Alexander Bouris</b>	NC Aquatic	Jen Noel
<b>Hailey Blatchford</b>	NC Aquatic	Jen Noel
<b>Zayne Morphew-Watson</b>	Nelson Bay	Tom Davis
<b>Alexandra Rees</b>	Novocastrian	Adam Beisler
<b>Hannah Richardson</b>	NUSwim	Paul Sharman
<b>Sam Harris</b>	Port Macquarie	Michael Mullens
<b>Claire Molineux</b>	QTSC	Les Barclay
<b>Jackson Savage</b>	QTSC	Les Barclay
<b>Olivia Adams</b>	Ravenswood	Mitch Falvey
<b>Amy Van Dongen</b>	Ravenswood	Mitch Falvey
<b>Alicia Walker</b>	Ravenswood	Mitch Falvey
<b>Justin McLean</b>	Ryde	Toby Condon
<b>Max Poulter</b>	Sans Souci Sea Devils	Craig Stevens
<b>Jesse Goodyear</b>	Sans Souci Sea Devils	Craig Stevens
<b>Sheridan Smith</b>	Sans Souci Sea Devils	Craig Stevens
<b>Madeleine Gough</b>	Sawtell	Tim Raven



<b>Emily Racki</b>	SOPAC	Michael Meade
<b>Daniel Kucheruk</b>	SOPAC	Michael Meade
<b>Vivian Zhu</b>	SPLC	Pancha Thambo
<b>Darian Quadrio</b>	Springwood	Corin Dobson
<b>Sarah Kemp</b>	Springwood	Corin Dobson
<b>Kumiko Delaney</b>	The Hills	Clinton Camilleri
<b>Rebekah Sefton</b>	The Hills	Clinton Camilleri
<b>Jordan Fitzgerald</b>	The Hills	Clinton Camilleri
<b>Angus McDonald</b>	Trinity Grammar	Matthew Brown
<b>Jasen Yu</b>	Trinity Grammar	Matthew Brown
<b>Deborah To</b>	Trinity Grammar	Matthew Brown
<b>Eilish Salmon</b>	Trinity Grammar	Matthew Brown
<b>Christopher Hoare</b>	Trinity Grammar	Matthew Brown
<b>David Allen</b>	Tuggeranong Vikings	David Murphy
<b>Andrea Forshaw</b>	Tuggeranong Vikings	David Murphy
<b>Dylan Weir</b>	Tuggeranong Vikings	David Murphy
<b>Emma Gillingham</b>	Tuggeranong Vikings	David Murphy
<b>Jacob Sansom</b>	West Wallsend Indoor	Kengo Yagami
<b>Lucas Anderson</b>	Willoughby	Paul Hardman
<b>Emily Doyle</b>	WRAQ	Russell Subloo
<b>Cormac Guthrie</b>	Sea's the Limit	Chad Schneider



## **MULTI-CLASS DEVELOPMENT SQUAD**

This year's Squad comprised 26 talented NSW athletes. Gavin Stewart was a great Head Coach, taking the athletes through the pool and educational sessions. A big thank you to all squad coaches for your expertise and efforts on pool deck.

We had some unavoidable delays with squad dates, so a big thank you to all involved for your patience and understanding.



<b>Name</b>	<b>Club</b>	<b>Coach</b>
<b>Nikesha Harding</b>	Aquablitz Toongabbie	Greg Towle
<b>Rohan Bright</b>	Aquaburn	James Harnett
<b>Craig Morgan</b>	Bathurst	
<b>Rachel Staines</b>	Blaney	Allan Staines
<b>Patrick Donachie</b>	Campbelltown	Justin McEvoy
<b>Bella Niarros</b>	Charlestown	
<b>Ben Robins</b>	Cherrybrook Carlile	Aidan Chudleigh
<b>Madeleine McTernan</b>	Coffs Harbour	Dean Lawrence
<b>Georgia Smyth</b>	Corrimal	Tracy Waters
<b>Annabelle Williams</b>	Cranbrook Eastern Edge	Angelo Basalo
<b>Claire Person</b>	Cronulla	
<b>Richard Eliason</b>	Ginninderra	Jim Fowlie
<b>Teneale Houghton</b>	Liverpool	Ben Tuxford
<b>Mitchell Kilduff</b>	Menai	Simon Watkins
<b>Troy Pettergill</b>	Mingara	Dwayne Peoples
<b>Xiaoling Gribble</b>	Mingara	Kim Taylor
<b>Darcy Gilson</b>	Singleton	
<b>Jade Lucy</b>	SLC Aquadot	Gavin Stewart
<b>Amanda Fowler</b>	SLC Aquadot	Gavin Stewart
<b>Oliver Cox</b>	Sydney Uni	Leanne Thompson
<b>Joshua Alford</b>	Tuggeranong Vikings	Yuriy Vdoychenko
<b>Callum Sanderson</b>	West Wallsend	Carol Sanderson
<b>Aaron Cannon</b>	West Illawarra Aquatic	James Greathead
<b>Kimberley Beaton</b>	Wingham	Jeremy Wardrop
<b>Talea Fernance</b>	Wingham	Jeremy Wardrop
<b>Jarrold Dyer</b>	Wollongong	Chris Buchanan

## STATE TEAMS SHORT COURSE CHAMPIONSHIPS

The 2015 State Short Course Championships were again held at the Australian Institute of Sport in Canberra from 25th – 27th September 2015. The NSW team travelled to Canberra on Wednesday 23rd September to prepare for the Friday – Sunday Meet. The NSW Team consisted of 40 swimmers and 8 talented coaches. John Bladon was the Head Coach along with Jen Noel and Neil Rogers as Managers.

NSW put up a strong fight across the 4 sessions of competition. Our boys won the Male point score with some great swims!

13/14yrs Girls		15/16yrs Girls	
Kumiko Delaney	The Hills	Francesca Fitzhenry	City of Sydney
Jacinta Essam	Tuggeranong	Sienna McDonald	Castle Hill RSL
Caitlin Walsh	Castle Hill RSL	Rebekah Sefton	The Hills
Jemima Fitzgerald	Ravenswood	Courtney Taylor	Tuggeranong
Claire Molineux	QT Swimming Club	Chloe Yoo	Sydney Swim PLC
Arah Ko	Macquarie Uni	Olivia Adams	Ravenswood
Darian Quadrio	Springwood	Bec Cross	Ginninderra
Natasha Ramsden	Abbotsleigh	Clare Robertson	Ravenswood
Eloise Riley	Knox Pymble	Alicia Walker	Ravenswood
Abbey Webb	Tuggeranong	Rachel Wood	The Hills
<b>Coaches:</b>		<b>Coaches:</b>	
Nathan Doyle	Castle Hill RSL	Pancha Thambo	Sydney Swim PLC
David Murphy	Tuggeranong	Mitch Falvey	Ravenswood

14/15yrs Boys		16/17yrs Boys	
Nick Jennens	Carlile	Zachary Attard	Cherrybrook Carlile
Finn O'Connor	Cherrybrook Carlile	Liam Brodrick	Tuggeranong
Kaea Bidois	Abbotsleigh	Jesse Goodyear	San Souci
Lewis Blackburn	City of Sydney	Matthew Wilson	SOPAC
Shaun Champion	Abbotsleigh	William Yang	Knox Pymble
Declan Grohala	Liverpool	Nathan Zhu	Trinity
Nicholas Hards	NC Aquatic	Caleb Hansford	Atlantis
Leon MacAlister	Carlile	Andrew Hemsworth	Knox Pymble
Nicholas Miller	Cherrybrook Carlile	Jackson Savage	SOPAC
Jack Ryan	Knox Pymble	Ethan Dorrian	Dapto
<b>Coaches:</b>		<b>Coaches:</b>	
Justin Rothwell	Carlile	Adam Kable	SOPAC
Ben Tuxford	Liverpool	Misha Payne	Cherrybrook Carlile

**Head Coach** John Bladon  
**Manager** Neil Rogers  
**Physiotherapist** Cameron Elliott

**Manager** Jen Noel

**Point Score; QLD – 2,138.5, NSW – 1,827, VIC – 1,605**



## **EMERGING ATHLETE PROGRAM (ETS)**

### **Emerging Talent Squad (Open)**

First Name	Club	Coach
Jordan White	SLC Aquadot	Gavin Stewart
Marieke D'Cruz	SOPAC	Brant Best
Megan Ramsay	Sydney Uni	Scott Talbot
Nicole Mee	UNSW	Brant Best
Jacob Hansford	SOPAC	Adam Kable
Jesse King	Sydney Uni	Scott Talbot
Kazimir Boskovic	Sydney Uni	Scott Talbot
Keiran Qaium	Sydney Uni	Scott Talbot
Kenneth To	Trinity Grammar	Matthew Brown
Matthew Treloar	Trinity Grammar	Matthew Brown
Nathaniel Romeo	SOPAC	Brant Best
Tomas Elliott	SOPAC	Adam Kable





## Emerging Talent Squad (Age)

The Emerging Talent Squad Induction took place at Knox Grammar on 23rd & 24th May 2015. The weekend enabled the ETS coaches under the guidance of the squad's Head Coach Greg Towle and in attendance was Swimming Australia's Pathway Manager Jamie Salter to take the athletes through the Swimming Australia National Testing Protocols. The protocols have been set to enable us to begin benchmarking and graphing our emerging athletes against athletes achieving similar success nationally.

The squad attended the ETS camp in December at the AIS, Canberra. The 5-day camp enabled the athletes to again complete and re-test the land based and aquatic based testing protocols to gauge progression/improvement and in addition, some performance analysis, wet plate, stroke work and skills works lead by our impressive squad coaches and assisted by the committed NSWIS and AIS bio-mechanics team.

Thank you to all athletes for the commitment shown during the squad induction and camp. To the coaches and staff, thank you! An extended thank you to Greg Towle for the wonderful support and commitment shown to athletes and coaches in this program.

Congratulations to all of the swimmers and coaches selected for this squad.

Name	Club	Coach
Katie Strachan	Abbotsleigh	Leanne Speechley
Natasha Ramsden	Abbotsleigh	Leanne Speechley
Finn O'Connor	Auburn	Misha Payne
Nathan Robinson	Auburn	Misha Payne
Se-Bom Lee	Auburn	Misha Payne
Lucy McJannett	Bayside	Josh Stern
Mariah Moshovis	Breakers	Sharon Gregory
Ami Matsuo	Carlile	Justin Rothwell
Callum Sherrington	Carlile	Justin Rothwell
Leon MacAlister	Carlile	Justin Rothwell
Nick Jennens	Carlile	Justin Rothwell
Sienna McDonald	Castle Hill RSL	Nathan Doyle
Vincent Dai	Cherrybrook Carlile	Greg McWhirter
Zachary Attard	Cherrybrook Carlile	Misha Payne
Monique Rae	Cranbrook Eastern Edge	Angelo Basalo
Ethan Dorrian	Dapto	Phil McIlwraith
William Yang	Knox Pymble	Steven Goodier
Rhiannon Carr	KRB	Hamid Mobarrez
Bradley Woodward	Mingara	Kim Taylor
Lachlan Vane-Tempest	Mingara	Kim Taylor
Nathan Ward	Mingara	Kim Taylor
Edward Marks	MLC Marlins	Frank Preston
Brittany Stoker *	Mount Annan	Tatiana Matts
Alex Quach	Mount Pritchard	Robert Chaffe
Harrison Gellatly *	Novocastrian	Adam Beisler

<b>Matthew Pender</b>	Novocastrian	Adam Beisler
<b>Mikayla Everingham</b>	Port Macquarie	Michael Mullens
<b>Tom Berryman *</b>	Port Macquarie	Michael Mullens
<b>Clare Robertson *</b>	Ravenswood	Mitch Falvey
<b>Emily Waddington *</b>	Ravenswood	Mitch Falvey
<b>Caleb Hansford *</b>	SOPAC	Rob Furlong
<b>Hayden Hinds-Sydenham</b>	SOPAC	Adam Kable
<b>Matthew Wilson</b>	SOPAC	Adam Kable
<b>Taha Dannaoui *</b>	SOPAC	Michael Meade
<b>Gerhardt Smith</b>	The Hills	Clinton Camilleri
<b>Rachel Wood</b>	The Hills	Clinton Camilleri
<b>Alston Jerrof</b>	Trinity Grammar	Matthew Brown
<b>Kaitlyn McCaw</b>	Trinity Grammar	Matthew Brown
<b>Nathan Zhu</b>	Trinity Grammar	Matthew Brown

### **SWIMMING AUSTRALIA TALENT ID PROGRAM**

The Swimming NSW ETS Program is a feeder program for the Swimming Australia Talent Identification Program (TID). In conjunction with the appointed State mentor coaches nationally, a squad is selected from all state ETS equivalent squads to attend the TID Camp in Canberra. The following athletes and coaches represented NSW at the camp;

<b>Swimmer</b>	<b>Club</b>	<b>Coach</b>
<b>Ethan Dorrian</b>	Dapto	Phil McIlwraith
<b>Leon MacAlister</b>	Carlile	Justin Rothwell
<b>Lachlan Vane-Tempest</b>	Mingara	Kim Taylor
<b>Nathan Zhu</b>	Trinity Grammar	Matthew Brown
<b>Bec Cross</b>	Ginninderra	Jim Fowlie
<b>Breana Gilroy</b>	Tuggeranong Vikings	David Murphy
<b>Sienna McDonald</b>	Castle Hill Dolphins	Nathan Doyle
<b>Natasha Ramsden</b>	Abbotsleigh	Leanne Speechley
<b>Katie Strachan</b>	Abbotsleigh	Leanne Speechley
<b>Coaches</b>		
<b>Phil McIlwraith</b>	Dapto	
<b>Leanne Speechley</b>	Abbotsleigh	
<b>Kim Taylor</b>	Mingara	

## NATIONAL TEAMS JUNIOR/YOUTH/INTERNATIONAL COMPETITION

There have been many NSW athletes and coaches selected onto the various National Squads and Tours.

### 2015 WORLD UNIVERSITY GAMES

Athletes	Club	Coach
Jacob Hansford	SOPAC	Adam Kable
Keiran Qaium	Sydney University	Scott Talbot
Matthew Treloar	Trinity Grammar	Matthew Brown
Hayley Abood	Sydney University	Grant Stowelwinder
Ami Matsuo	Carlile	Justin Rothwell
Jordan White	SLC Aquadot	Gavin Stewart
<b>Coaches</b>		
Justin Rothwell	Carlile	
Gavin Stewart	SLC Aquadot	
Scott Talbot	Sydney University	

### 2015 WORLD UNIVERSITY GAMES

Athletes	Club	Coach
Bradley Woodward	Mingara	Kim Taylor
Matthew Wilson	SOPAC	Adam Kable
Vincent Dai	SOPAC	Brant Best
Lucy McJannett	Bayside	Josh Stern

### 2015 IPC WORLD CHAMPIONSHIPS

Athletes	Club	Coach
Timothy Antaflly	Hunters Hill	Bashir Zidan
Timothy Hodge	The Hills	Clinton Camilleri
Matthew Levy	Cranbrook Eastern Edge	Angelo Basalo
Sean Russo	Menai	Simon Watkins
Reagan Wickens	SLC Aquadot	Gavin Stewart
Ellie Cole	Castle Hill	Nathan Doyle
Taylor Corry	Nelson Bay	Tom Davis
Maddison Elliott	Newcastle University	Paul Sharman
Tiffany Thomas-Kane	Ravenswood	Lachlan Falvey
Teigan Van Roosmalen	Mingara	Kim Taylor
Prue Watt	Cranbrook Eastern Edge	Angelo Basalo
<b>Coaches</b>		
Angelo Basalo	Cranbrook Eastern Edge	
Nathan Doyle	Castle Hill	
Lachlan Falvey	Ravenswood	
Michael Freney	Richmond Valley	

## 2015 FINA WORLD CHAMPIONSHIPS - OWS

<b>Athletes</b>	<b>Club</b>	<b>Coach</b>
Jarrood Poort	West's Illawarra Aquatic	James Greathead
<b>Manager</b>		
Narelle Duggan	Swimming NSW	

## 2015 FINA WORLD CHAMPIONSHIPS

<b>Athletes</b>	<b>Club</b>	<b>Coach</b>
Matthew Abood	Sydney University	Grant Stowelwinder
Kurt Hurzog	SOPAC	Adam Kable
Ben Treffers	Burley Griffin	John Fowlie

## 2015 JAPAN OPEN

<b>Athletes</b>	<b>Club</b>	<b>Coach</b>
Kurt Hurzog	SOPAC	Brant Best
Ami Matsuo	Carlile	Justin Rothwell
<b>Coaches</b>		
Brant Best	SOPAC	

## 2015 WORLD JUNIOR CHAMPIONSHIPS

<b>Athletes</b>	<b>Club</b>	<b>Coach</b>
Vincent Dai	SOPAC	Brant Best
Callum Sherington	Carlile	Justin Rothwell
Matthew Wilson	SOPAC	Adam Kable
Bradley Woodward	Mingara	Kim Taylor
Lucy McJannett	Bayside	Josh Stern
<b>Coaches</b>		
Adam Kable	SOPAC	
Josh Stern	Bayside	
<b>Manager</b>		
Cecilia Nguyen	Swimming NSW	



## **NSW COACH DEVELOPMENT FRAMEWORK**

We were very fortunate this year to hold a number of coach content driver presentations. The presentations were of a very high quality and consisted of;

- **Jacco Verhaeren** (National Head Coach) – Planning, Periodisation and Training
- **David Pease** (Swimming Australia Bio-Mechanist) – Starts and Turns (Swimming Bio-mechanics)
- **Glenn Beringen** (Gold Coast Gold Youth Coach) – Team Culture
- **Shannon Rollason** (Head Coach – Canberra) – In conjunction with 2015 ETS Camp

We would also like to extend a big hand of thanks to all coaches who assisted the Area Development Program. Your time, expertise and care is very appreciated by all involved.

## **NSW Touring Team**

Swimming NSW sent a representative team to the Swimming Australia Grand Prix 2 in Townsville, Queensland. The objective of the meet was to provide the Australian Dolphins Team with a final meet prior to departing for the FINA World Championships in Kazan, Russia. The Team was selected based upon results achieved at the Australian Open Championships. We were very proud of how the team represented NSW both in the water and out.

<b>Athletes</b>	<b>Club</b>	<b>Coach</b>
<b>Trent Abbott</b>	University of NSW	Bruce Vyvyan
<b>Joachim Bardrum</b>	Cherrybrook Carlile	Misha Payne
<b>Kazimir Boskovic</b>	University of Sydney	Scott Talbot
<b>Tomas Elliott</b>	SOPAC	Adam Kable
<b>Abbey Harkin</b>	Ravenswood	Mitch Falvey
<b>Hayden Hinds-Sydenham</b>	SOPAC	Adam Kable
<b>Edward Marks</b>	MLC Marlins	Frank Preston
<b>Nicole Mee</b>	University of NSW	Bruce Vyvyan
<b>Keiran Qaium</b>	University of Sydney	Scott Talbot
<b>Monique Rae</b>	Cranbrook Eastern Edge	Angelo Basalo
<b>Nathaniel Romeo</b>	SOPAC	Brant Best
<b>James Traiforos</b>	Trinity Grammar	Matthew Brown
<b>Kenneth To</b>	Trinity Grammar	Matthew Brown
<b>Matthew Treloar</b>	Trinity Grammar	Matthew Brown
<b>Jordan White</b>	SLC Aquadot	Gavin Stewart
<b>Coaches</b>		
<b>Brant Best</b>	SOPAC	
<b>Matthew Brown</b>	Trinity Grammar	
<b>Gavin Stewart</b>	SLC Aquadot	
<b>Manager</b>		
<b>Cecilia Nguyen</b>	Swimming NSW	

# Audit & Risk Committee Report

Mark Payne, Chairperson

	Monthly Meeting Attendance April 2015 - July 2015 (2 Meetings)	Monthly Meeting Attendance August 2015 - March 2016 (6 Meetings)
David Goff	2	6
Mark Payne, Chairperson	2	5
Bill Ford	-	4
Philip Speet	2	6
David Kennedy	1	5
Jason D'Cruz	NA	4

## Function of the Committee

The Audit & Risk Committee has been established by the Board under Clause 30.7 of the Constitution of Swimming NSW. The charter of the Committee is set out in By-law 19. The principal functions of the Committee are to review and provide advice to the Board about –

- Financial reporting processes, outputs and application of accounting policies.
- Risk management practices and the status of risk.
- The adequacy of the organisation's system of internal controls.
- The appointment of the external auditor and the undertaking of the audit.
- Business policies and practices.
- Work health and safety policies and practices.
- Protection of the organisation's assets.

## Members of the Committee

The Committee comprises 2 directors appointed by the Board, up to 4 other persons appointed by the Board with appropriate financial and business sets, and the Chief Executive Officer.

## Work of the Committee

The main tasks undertaken by the Committee during 2015- 2016 were as follows –

- Review of the monthly management accounts, and reporting to the Board about those accounts. The Committee uses a “dashboard’ style of reporting on the monthly management accounts to assist the Board in identifying the key issues for discussion. Pleasingly, the financial result for 2015-2016 was ahead of budget and will be a surplus. The achievement of surpluses is important for ensuring the financial sustainability of the organisation.
- Overseeing the process for the preparation of the financial accounts for 2015-2016 and

the audit of those accounts.

- Overseeing the process of the preparation of the budget of the organisation for 2016-2017, and providing advice to the Board.
- Overseeing the preparation of an Investment Policy Statement for the Board, to enable the investment of part of the capital of SNSW in a broader range of asset classes.
- Ongoing monitoring of the performance of the Speedo Shop at SOPAC.
- Receiving reports at each meeting about work health and safety and monitoring compliance with the Board's work health and safety policies.
- Periodic review of the strategic risks and operational risks of the organisation, and the effectiveness of risk management policies and mitigation strategies.
- Reviewing the terms of the insurance policies for 2015-2016.
- Review of Board policies, including conflicts of interest, delegations of authority, emergency and evacuation, Board and staff gift policy, corporate gifts and hospitality policy, financial policies and procedures.

The Committee has an annual work plan to assist it in its work.

## **Conclusion**

The Committee undertakes an important role in assisting the Board in its governance of the organisation. As ever, the members of the Committee have been committed and diligent in their work, and the Board is thankful for their continued willingness to serve the organisation in this important way.

Mark Heathcote and Michelle Boon have facilitated the work of the Committee in a diligent and professional manner, and the Committee is thankful for their service.

**Mark Payne,  
Chairperson,  
Audit & Risk committee**

# Technical Swimming Committee Report

Graeme Field, Chairperson

	Monthly Meeting Attendance April 2015 - July 2015 (3 Meetings)	Monthly Meeting Attendance August 2015 - March 2016 (7 Meetings)
<b>Janelle Barnett, Board Representative</b>	3	6
<b>John Skene OAM</b>	NA	2
<b>John Hart</b>	3	6
<b>Faye Lewis</b>	3	NA
<b>Graeme Field, Chairperson</b>	3	6
<b>Jose Jalvo</b>	3	4
<b>John Williams</b>	3	6
<b>Bill Ford</b>	2	6
<b>Chris Hayes</b>	3	7

I have much pleasure in submitting this Annual Report on behalf of the Swimming Technical Committee, covering activities for the 2015/16 year.

The TSC welcomed the appointment of John Skene OAM back to the committee in January 2016. On behalf of the TSC, I must acknowledge the considerable work of both Faye Lewis and Jose Jalvo, who both left the TSC during the year and had made valuable contributions to the Committee.

It has been another busy year for all members of the Committee re-writing existing policies and procedures, further developing technical official's pathways and development, examining ways to retain and reward officials and updating a number of Training Notes and Exercises.

Towards the end of the 2014-2015 year, the TSC, with the assistance of Ben Ramsden from Abbotsleigh Swim Club, developed and

adopted a "Pathways" document. This paper sets out the pathway from "grass roots" to FINA level officiating. The first recommendation of this document was to develop, produce and implement an online training module for Timekeepers. This online presentation standardises the delivery of the theory module and was seen as a preferable alternative to a face to face theory session. It was very pleasing to see the module launched in January 2016, and within its first month, over 200 candidates had completed the on line course. This is a fantastic result. The TSC has received a number of suggestions for improvement which will be incorporated over the coming months. The TSC is now working on an online module for Inspector of Turns which was identified as the next priority.

Swimming NSW has historically provided developmental opportunities for athletes and coaches within the State Development Framework. In 2015, the TSC launched a



programme for Technical Officials to be incorporated into the three NSW Development Meets (A Squad, B&C Squad and D Squad). The program was very successful and included Rule updates, operational information sessions as well as mentor assisted practical on-deck participation at each Meet. Plans are already well underway to conduct similar programmes during the 2016 NSW Development Meets.

During the last few months, the TSC and the Area Development Officers have been working towards developing better engagement between the TSC, Area Development Officers and the Area TSCs. A workshop was held on 12th March which produced an Operating Model that, amongst other things, addresses training and assessment consistency, defines a communication channel between the Areas and the TSC and helps reduce the barriers to new Technical Officials. Areas have been allocated designated TSC members as "buddies" serving as a direct contact with the TSC in regards to Technical Official development in the Areas. Another workshop has been scheduled for later in the year.

Continuing the development of our Technical Officials a number of Officials were once again sent to the SAL 2015 State Team Age SC Technical Development Workshop in Canberra. Congratulations to the Officials and Mentors from NSW who were appointed to attend and thank you to SNSW and SAL for their continuing support.

The TSC continues to produce its Newsletter every two months to help improve communication between the TSC and Technical Officials. The Newsletter highlights TSC activities, upcoming events and rule changes. The TSC continues to receive comments for Technical Officials, which are generally used for future articles. It is great to see that the Quiz Section can, from time to time, generate considerable discussion.

The Technical Officials Forum was held on 26 July 2015. Topics presented included New Rules Update, Area Development and Pool Deck Protocols. Many thanks to all who attended the forum. The TSC has reviewed the feedback received and will use this information to help develop next year's Forum program.

The Annual Awards Dinner was also held in July to coincide with the Forum. Congratulations to the following recipients on their achievements –

<b>Technical Official of the Year</b>	Peter Shell & Phil Jobling
<b>Berry Richards Encouragement Award</b>	Nick Keith
<b>Services to Officiating</b>	John Skene OAM
<b>Appreciation Award</b>	Gail Cauchi
<b>Open Water Technical Official of the Year</b>	Leo Repeti

During the Awards Dinner SNSW CEO Mark Heathcote presented a number of NSW Technical Officials with an award to recognise and acknowledge their achievements as either FINA Referees or Starters -

Patrick Troy (Referee)	Neil Rogers
Janelle Barnett	Pam Weste
Jann Fathers	Bill Ford (OW Referee)
Ken Jones	Brian Dry
Cherry Smith	Brian Hosford
Peter Hall (Starter)	John Rohloff

Also, as part of the TSCs recognition and retention strategy, service pins have been produced to recognise 5, 10, 15 or 20 years of service to SNSW. A number of pins have already been awarded during recent State Meets.

Congratulations to the following NSW Officials on their recent appointments/achievements:

- **John Rohloff** on his achievement as Australian Technical Official of the Year;
- **Faye Levis** on her appointment to the World Junior Championships in Singapore;
- **Ken Jones** has been appointed to the 2016 Olympic Games in Rio; and
- **Bill Ford** has been appointed to the 2016 Olympic Games in Rio.

Congratulations also to the very capable contingent of 10 Technical Officials from NSW who officiated at the Commonwealth Youth Games in Samoa.



Over the last year the TSC has reviewed and updated the Training Notes and Exercises for Inspector of Turns, Judge of Stroke, Finish Judge, Recorder and Referee.

The NSW Country Regional Meets were held in Bathurst, Moree and Wagga Wagga. Members of the TSC once again attended these meets. Numerous assessments were carried out and from all reports the three meets ran extremely smoothly. Congratulations to all Officials involved and thank you for the hospitality shown to the TSC members. Thank you also to those who attended the Technical Official mini-forums which provided the opportunity to discuss a range of topics including pathways, protocols and Rules.

It was pleasing to see the number of people undertaking training and assessments during the year. This year we recorded an increase

against the previous year for every single accreditation. The results of successful assessments are as follows –

<b>General Principals</b>	105
<b>Starter</b>	65
<b>Check Starter</b>	88
<b>Marshal (C of C)</b>	91
<b>Timekeeper</b>	238
<b>Announcer</b>	11
<b>Chief Timekeeper</b>	88
<b>Inspector Of Turns</b>	25
<b>Judge Of Strokes</b>	27
<b>Recorder</b>	44
<b>Referee</b>	16
<b>Finish Judge</b>	3
<b>Operator Of AOE</b>	7
<b>TOTAL</b>	808

In closing, the Technical Swimming Committee would like to thank:

- the Technical Officials who continue to provide their time and expertise to assist at many State, National and International meets, as well as the various other meets held throughout the year,
- the volunteers that have been assisting at SOPAC meets, including the Club provided Timekeepers;
- the ATSC Coordinators and the members of their Committees whose demanding work ensures the successes of Swimming NSW Technical Officials,
- Cherry Smith, for her work as TSC secretary, and
- SNSW CEO, Mark Heathcote, President Graham Towle and Board of Directors for their ongoing support.

**Graeme Field,  
Chairperson,  
Technical Swimming Committee**

# Competitions

## Committee Report

Neil Rogers, Chairperson

	Monthly Meeting Attendance April 2015 - July 2015 (2 Meetings)	Monthly Meeting Attendance August 2015 - March 2016 (3 Meetings)
Neil Rogers, Chairperson	1	3
Greg Morrison	1	NA
Suzanne Berdersen, Board Representative	2	2
Gavin Stewart, ascta Representative	1	3
Chris Anschau	1	NA
Graham Taylor	2	3
Jennifer Noel	1	3
David Ryan	2	3
Leanne Speechley	NA	3
Mitch Falvey	NA	2

The Swimming NSW Competitions Committee is committed to the ongoing review of Swimming NSW events to ensure the development of the NSW event structure, in line with national events. The result has again seen outstanding participation across Swimming NSW Championships. This is a tribute to the continued hard work of coaches and athletes, indicating that they are well-prepared for the NSW Championships.

The Committee has continued to review the qualifying standards at NSW Championship events. There have been a number of new committee members come on board in the last year and this has led to some robust conversations around the committee table. The input has been extremely valuable to ensure we are providing great competition for our swimmers.

The event structure of the NSW Championships

has remained stable for the 2015-16 season. The NSW State Age Championships was a huge success, following on from last season. Over the season we have seen a steady increase in the numbers of athletes competing at NSW Championships, further indicating the tremendous effort our coaches are doing to prepare our athlete for key NSW events. Aligning the NSW program with the Australian Age Championships ensures that our swimmers are receiving the best possible preparation for the National Championships.

The Annual Point Score Banner was hotly contested again this year. This is a prestigious award for clubs to compete for throughout the season, with the emphasis on all club swimmers participating and gaining points to contribute to their club's overall tally.

The NSW Open Championships was again our feature swimming event of the summer



season and was an outstanding success. Being an Olympic year the competition attracted many interstate swimmers wishing to have a 'hit-out' prior to the Australian Open Championships (Olympic Trials). It was great to have the Japanese team on board again this year and they provided some stiff competition for all swimmers. Our NSW swimmers can only benefit from this standard of competition, having to race hard and fast to gain places in finals.

Swimming NSW again held its NSW National Prep Meet in March, with the aim of providing swimmers with the opportunity to qualify for and prepare for the upcoming National Open and Age Championships.

The Committee continues to develop a long term calendar in consultation with Swimming Australia and ascta NSW to ensure there is a consistent and reliable event calendar in place and are looking at providing high quality competition on a regular basis across

the season. The calendar allows coaches and athletes to effectively plan their training programs while targeting specific Championship events. A survey was recently distributed to all Areas and Clubs seeking opinion regarding the timing and dates for State Age Championships in particular. The feedback will be valuable to the Committee as we move into the new season.

As always input from Swimming NSW members and coaches is vital to ensure the Committee is providing the best programs and competition for all swimmers. A big thank you to the Technical Officials who officiate at all our meets. They are tireless workers who love the sport and ensure our meets are professionally conducted. Thank you to the Office staff who provide valuable support at all our meets.

**Neil Rogers,  
Chairperson,  
Competitions Committee**





# Projects & Membership Committee Report

## Monthly Meeting Attendance April 2015 - July 2015 (2 Meetings)

## Monthly Meeting Attendance August 2015 - March 2016 (2 Meetings)

<b>Jacqui Gilbert, Chairperson</b>	1	2
<b>Graham Taylor</b>	2	NA
<b>Douglas Beggs</b>	1	NA
<b>Helen Deas, Board Representative</b>	2	NA
<b>John Bladon, Board Representative</b>	NA	1
<b>David Hansen</b>	NA	1
<b>David Kennedy</b>	NA	2
<b>Rob Tweddle</b>	NA	2
<b>Judy Wartmann</b>	NA	2

This year the Projects and Membership Committee continued to deliver current and successful activities as well as developing new ideas and strategies. A key focus this year for the Committee was the development of new initiatives as outlined in the Swimming NSW Operational Plan with the view to providing increased services and benefits to members.

The Committee focussed a lot of its work this year on the results of the recent Swimming NSW Event attendance surveys and how the event experience could be improved for members. This work resulted in a number of administration changes on how event information was disseminated to competitors and spectators with a greater use of social media. We also made a number of changes to how information was displayed on the Swimming NSW website.

The Committee also developed the #ReadyForRio concept which was successfully implemented at the 2016 NSW

State Age 13—18 Years Championships. Feedback from this event was very positive and Committee have already commenced planning for next year's event. We also ran a number of activities at the 10 & Under – 12 Years event to increase crowd involvement over the weekend.



The Committee assisted Swimming NSW in the creation of the Rio Membership



Campaign which has now been developed into a National membership campaign that will be launched this summer called 'Dive In'. The Committee is excited about this campaign which will capitalise on the increased exposure that the sport of Swimming will receive during the 2016 Rio Olympic Games.

The Committee is also working on a number of new initiatives including the development of a new Live Results service that will be mobile device friendly as well as some retention strategies for older athletes.



The Committee would like to thank Swimming NSW staff member Michelle Johnson for her dedication and support throughout the year. Furthermore, the encouragement and leadership of the Swimming NSW Board, including President, Graham Towle, demonstrated to the committee that we have continually achieved the goals and again we thank them for their commitment.

I would also like to personally thank each committee member; Jacqui Gilbert, Graham Taylor, Douglas Beggs, David Hansen, David Kennedy, Robert Twedde and Judy Wartmann for their professional and passionate approach to their duties over the past year. Some of these people have decided not to continue on the Committee this year but I thank them for their time whilst serving on the Committee.

As noted above our focus of the year ahead will be to deliver on a number of projects outlined in our Operational Plan with view to providing additional activities for our existing members as well as driving new members to our sport. The Committee, as always welcomes new ideas and input to ensure that Swimming NSW strives to be the premier swimming state in Australia.

**Mark Heathcote**  
**Chief Executive Officer**  
**Swimming NSW**



# Swimming NSW Championship Summary

Throughout 2015 - 2016 year Swimming NSW held over 30 Championships and Meets at the Sydney Olympic Park Aquatic Centre.

Our events continue to be the showcase for our sport and this year we experienced increased levels of participation in all of our events.

The Swimming NSW Competitions Committee continues to review the Meet Calendar for both the Summer and Winter seasons to ensure there is suitable competition for both age and open level athletes. The Committee also continues to monitor the effectiveness of the meet programs and qualifying times. It is pleasing to see increased participation levels each year despite the review of the qualifying times as this demonstrates that our coaches and swimmers are rising to the challenge and continuing to improve.

There also continues to be a large number of State and Meet Records broken at each meet, which indicates the quality of swimming at our meets continues to be fast and competitive. Swimming NSW is constantly looking at ways that we can improve the meet experience for our participants and stakeholders and each year we aim to introduce new aspects to ensure that our events remain the best in Australia.





# Swimming NSW

## Championship Summary

SWIMMING NSW MEET	TEAMS	COMPETITORS	ENTRIES
<b>Winter Season 2015</b>			
State Open Short Course	87	579	1821
Metropolitan Short Course	70	1055	4014
Country Short Course	82	781	3266
State Age Short Course	126	1672	4869
Development	12	577	2273
<b>Summer Season 2015/ 2016</b>			
Metropolitan	70	1121	4252
Open Water	67	368	474
Country Regional Bathurst	50	314	1919
Country Regional Moree	35	216	1442
Country Regional Wagga Wagga	37	205	1251
State Age 10 - 12 Years	137	1128	2075
State Age 13 - 18 Years	144	1291	4980
Country	98	1008	4600
Speedo Sprint Finals	12	941	2277
State Open	141	871	2910
National Qualifying Meet	98	575	1515
<b>TOTAL</b>	<b>1266</b>	<b>12702</b>	<b>43938</b>

# Swimming New South Wales Limited

ABN 69 111 987 430

Financial Report  
for the year ended 31 March 2016

## Directors' Report

The directors submit the financial report of Swimming New South Wales Limited (the Group) for the financial year ended 31 March 2016.

### DIRECTORS

The names and details of directors throughout the year and at the date of this report are:

**Mr Graham Towle**, *B Bus, Dip LG Admin, FCPA, Management & Tax Consultant (semi-retired)*. President.

**Mr Pat Troy**, *Telecommunications Technical Officer (retired)*

**Mr David Goff**, *CPA, MBA, JP, Manager, NSW public sector (retired)*

**Mrs Suzanne Bergersen**, *M Ed. Admin, College Director TAFE (retired)*.

**Mrs Lynn Elliott**, *Accredited Silver Licence coach, Professional Swimming Coach, Vice President ascta (National), Senior Swimming Coach, Pymble Ladies College*

**Mr Mark Payne**, *B Ec, LLM, Grad Dip Appd Finance & Investment, Chief Executive Officer, Sydney Diocesan Secretariat*

**Mrs Janelle Barnett**, *Office Administration, Payroll Manager, Accredited Level 3 Swimming Referee*

**Ms Helen Deas**, *EMPA, MLshipMgt (Policing), BSocSc, BPolicing (invest), JP, GAICD, Manager, NSW Public Sector (Resigned 25/7/15)*

**Mr John Bladon**, *B.Sp.Sc, Accredited Silver Licence coach, President asctaNSW, Head of Aquatics, Knox Grammar School, asctaNSW representative (Resigned 22/1/16)*

**Mr Steven Traplin**, *Chief Executive Officer, Groupon Australia /New Zealand (Appointed 3/11/15)*

**Mr Greg Towle**, *BA Sports Studies, Accredited Gold Licence Coach, Dual Olympic Coach, Head Coach GT Performance Swimming, President asctaNSW, asctaNSW representative (Appointed 22/1/16)*

## Directors' Report (continued)

### DIRECTORS' MEETINGS

The number of meetings of directors (including meetings of committees) held during the year and the numbers of meetings attended by each director were as follows:

	Directors' Meetings	Audit & Risk	Meetings of Committees		
			Technical Swimming	Competition	Projects & Membership
<b>Number of Meetings Held:</b>	11	8	10	5	4
<b>Number of Meetings Attended:</b>					
Mrs Suzanne Bergersen	8	-	-	4	-
Mr David Goff	10	8	-	-	-
Mr John Bladon	8	-	-	-	1
Mrs Lynn Elliott	8	-	-	-	-
Mr Pat Troy	11	-	-	-	-
Mr Steven Traplin	4	-	-	-	-
Mr Greg Towle	3	-	-	-	-
Ms Helen Deas	3	-	-	-	2
Mr Graham Towle	10	7	8	5	3
Mr Mark Payne	10	7	-	-	-
Mrs Janelle Barnett	11	-	9	-	-

### CORPORATE INFORMATION

Swimming New South Wales Limited is a company limited by guarantee and domiciled in Australia. The registered office and principal place of business of the company is: Unit 29, 11-21 Underwood Road, Homebush, NSW, 2140.

### PRINCIPAL ACTIVITIES

The principal activities of the company during the financial year were:

- To administer, promote and develop the sport of swimming;
- To conduct various swimming championships; and
- To operate a retail outlet for the sale of swimwear and accessories.

### SHORT TERM OBJECTIVES

The company's short term objectives are to:

- Actively grow participation in the sport of swimming;
- Ensure access to water space is optimised for both learn to swim and the sport of swimming;
- Educate, develop and support our coaches;
- Deliver competition and recreational events to the highest standard; and
- Provide a safe, inclusive and respectful environment for all members.



## Directors' Report (continued)

### LONG TERM OBJECTIVES

The company's long term objectives are to:

- Provide a robust support network for Clubs and Areas to allow them to grow and achieve their objectives;
- Deliver a world class Athlete Development Program sustained improvement for our swimmers at State, National and International competitions;
- Develop our volunteers to the highest standards nationally and retain them in the sport; and
- Develop partnerships that strengthen the value of the swimming brand and grow our sport in NSW.

### STRATEGY FOR ACHIEVING THE OBJECTIVES

To achieve these objectives, the company has adopted the following strategies:

- Develop a value proposition that will attract and retain members in our sport;
- Provide greater support to Clubs and Areas through well resourced programs and initiatives;
- Continue to build relationships with aquatic space providers to maximise the space available to swimming;
- Play an active role in the development of swimmers from their first inter-club competition through to international level;
- Provide educational opportunities and environmental support for all levels of coaches;
- Leadership in competition planning and the delivery of swimming events;
- Reduce the barriers for volunteers to participate in our sport;
- Promote, develop and implement our Child and Member Welfare Policies to protect the participants of our sport; and
- Embrace technology to innovate and maximise delivery in events, administration and communication.

### SIGNIFICANT CHANGES

There were no significant changes in the state of affairs during the financial year.

### MEMBERSHIP

Swimming New South Wales Limited is an entity limited by guarantee and without share capital. Member liability is limited to \$1 for payment of debts and liabilities of the company, should the company be wound up.

The number of members as at 31 March 2016 is 31,868 (2015: 31,418).

### EMPLOYEES

The company employed 13 full-time employees as at 31 March 2016 (2015: 15).

### DIVIDENDS

The company is a not for profit organisation and is prevented by its constitution from paying dividends.

## **Directors' Report (continued)**

### **OPERATING RESULTS**

The net profit from ordinary activities for the consolidated entity amounted to \$33,130 (2015: \$50,056).

The company's financial performance objective is to generate an annual financial return that sustains the business.

### **SIGNIFICANT EVENTS AFTER THE BALANCE DATE**

There have been no significant events occurring after balance date which may affect either the entity's operations or results of those operations or the entity's state of affairs.

### **LIKELY DEVELOPMENTS AND EXPECTED RESULTS**

The directors do not anticipate any particular development in the operations of the entity which will affect the result in subsequent years.

### **INDEMNIFICATION AND INSURANCE OF DIRECTORS**

As outlined in the Swimming New South Wales Limited constitution, the entity shall indemnify its directors and employees against all damages and costs, including legal costs, for which any such director may be or become liable to any third party in consequence of any act or omission except wilful misconduct:

- in the case of a director, performed or made whilst acting on behalf of and with the authority, express or implied of the entity; and
- in the case of an employee, performed or made in the course of, and within the scope of his employment by the entity.

The management liability insurance policy taken out by the entity provides a limit of \$5,000,000 with an excess of up to \$2,500 for each claim. The cost of the policy was \$24,872 (2015: \$11,524).

### **INDEMNIFICATION OF AUDITORS**

To the extent permitted by law, Swimming New South Wales has agreed to indemnify its auditors, Ernst & Young, as part of the terms of its audit engagement against claims by third parties arising from the audit (for an unspecified amount). No payment has been made to indemnify Ernst & Young during the financial year or since the financial year end.

### **ENVIRONMENTAL REGULATIONS AND PERFORMANCE**

The company is not subject to any particular or significant environmental regulation.

## Directors' Report (continued)

### AUDIT INDEPENDENCE AND NON-AUDIT SERVICES

The directors have received a declaration from the auditor of Swimming New South Wales Limited which can be found on page 65.

Signed in accordance with a resolution of the Board of Directors.



G. Towle  
Director



M. Payne  
Director

Sydney  
Dated 31 May 2016

# Statement of Comprehensive Income

FOR THE YEAR ENDED 31 MARCH 2016	Notes	Consolidated Entity	
		2016	2015
		\$	\$
<b>Revenue</b>			
Operating activities	3(i)	3,500,002	3,223,115
Non-operating activities	3(ii)	36,511	43,921
Total revenue	3	3,536,513	3,267,036
Cost of sales		619,517	592,841
Operating expenses		1,724,683	1,565,212
Employee benefits		1,109,963	1,008,612
Depreciation	4	49,220	50,315
Total expenses		3,503,383	3,216,980
Net surplus for the year		33,130	50,056
Other comprehensive income		-	-
Total comprehensive income for the year		33,130	50,056

The above Statement of Comprehensive Income should be read in conjunction with the accompanying notes.



# Statement of Financial Position

AS AT 31 MARCH 2016	Notes	Consolidated Entity	
		2016	2015
		\$	\$
<b>CURRENT ASSETS</b>			
Cash at bank and on hand	5	959,656	1,145,363
Investments	6	773,363	773,363
Receivables	7	434,125	324,657
Inventories	8	147,047	142,180
<b>TOTAL CURRENT ASSETS</b>		<b>2,314,191</b>	<b>2,385,563</b>
<b>NON-CURRENT ASSETS</b>			
Property, plant and equipment	9	811,364	825,307
Intangibles	10	7,900	-
<b>TOTAL NON-CURRENT ASSETS</b>		<b>819,264</b>	<b>825,307</b>
<b>TOTAL ASSETS</b>		<b>3,133,455</b>	<b>3,210,870</b>
<b>CURRENT LIABILITIES</b>			
Creditors	11	862,258	993,907
Provisions	12	109,178	105,869
<b>TOTAL CURRENT LIABILITIES</b>		<b>971,436</b>	<b>1,099,776</b>
<b>NON-CURRENT LIABILITIES</b>			
Provisions	12	80,123	62,328
<b>TOTAL NON-CURRENT LIABILITIES</b>		<b>80,123</b>	<b>62,328</b>
<b>TOTAL LIABILITIES</b>		<b>1,051,559</b>	<b>1,162,104</b>
<b>NET ASSETS</b>		<b>2,081,896</b>	<b>2,048,766</b>
<b>ACCUMULATED FUNDS</b>			
Opening balance		2,048,766	1,998,710
Net surplus for the year		33,130	50,056
<b>TOTAL ACCUMULATED FUNDS</b>		<b>2,081,896</b>	<b>2,048,766</b>

The above Statement of Financial Position should be read in conjunction with the accompanying notes.

# Statement of Cash Flows

FOR THE YEAR ENDED 31 MARCH 2016	Notes	Consolidated Entity	
		2016	2015
		\$	\$
<b>CASH FLOWS FROM OPERATING ACTIVITIES</b>			
Receipts from members, customers, sponsors and government		3,636,510	3,418,744
Payments to suppliers and employees		(3,815,550)	(3,126,471)
NET CASH FLOWS FROM OPERATING ACTIVITIES	5	(179,040)	292,273
<b>CASH FLOWS FROM INVESTING ACTIVITIES</b>			
Payments for property, plant and equipment		(43,178)	(14,551)
Interest received		36,511	43,921
Payments for investments		-	(18,000)
NET CASH FLOWS FROM INVESTING ACTIVITIES		(6,667)	11,370
NET (DECREASE) / INCREASE IN CASH HELD		(185,707)	303,643
Add opening cash brought forward		1,145,363	841,720
<b>CLOSING CASH CARRIED FORWARD</b>	5	<b>959,656</b>	<b>1,145,363</b>

The above Statement of Cash Flows should be read in conjunction with the accompanying notes.

# Statement of Changes in Equity

For the year ended 31 March 2016

Group

	<i>Retained earnings</i>	<i>Total members' funds</i>
	\$	\$
<b>At 31 March 2014</b>	1,998,710	1,998,710
Surplus for the year	50,056	50,056
Other comprehensive income	-	-
<b>Total Comprehensive Income as at 31 March 2015</b>	<b>2,048,766</b>	<b>2,048,766</b>
<b>At 31 March 2015</b>	2,048,766	2,048,766
Surplus for the year	33,130	33,130
Other comprehensive income	-	-
<b>Total Comprehensive Income as at 31 March 2016</b>	<b>2,081,896</b>	<b>2,081,896</b>

The above Statement of Changes in Equity should be read in conjunction with the accompanying notes.

# Notes to the Financial Statements

## FOR THE YEAR ENDED 31 MARCH 2016

### 1. CORPORATE INFORMATION

The financial report of Swimming New South Wales Limited (the “Group”) for the year ended 31 March 2016 was authorised for issue in accordance with a resolution of the Directors on 31 May 2016.

Swimming New South Wales Limited (the “Parent Entity”) is a company limited by guarantee and without share capital. It is incorporated and domiciled in Australia.

The nature of the operations and principal activities of the Parent Entity are described in the Directors’ Report.

### 2. SUMMARY OF SIGNIFICANT ACCOUNTING POLICIES

#### (a) Basis of preparation

The financial report is a general purpose financial report, which has been prepared in accordance with the requirements of the Corporations Act 2001, Australian Accounting Standards – Reduced Disclosure Requirements and other authoritative pronouncements of the Australian Accounting Standards Board. The financial report has also been prepared on an accruals basis and is based on historical costs.

The financial report is presented in Australian dollars.

#### (b) Statement of compliance

The Group has early adopted AASB 1053 Application of Tiers of Australian Accounting Standards and AASB 2010-2 Amendments to Australian Accounting Standards arising from Reduced Disclosure Requirements for the financial year.

The Group is a not-for-profit entity which is not publicly accountable. Therefore the consolidated financial statements of the Group are tier two general purpose financial statements which have been prepared in accordance with Australian Accounting Standards – Reduced Disclosure Requirements (AASB – RDRs) (including Australian interpretations) adopted by the Australian Accounting Standards Board (AASB) and the Corporations Act 2001.

The adoption of AASB 1053 and AASB 2010-2 allowed the Group to remove a number of disclosures. There was no other impact on the current or prior year financial statements.

The financial report complies with Australian Accounting Standards. Australian Accounting Standards contain requirements specific to not-for profit entities, including Standards AASB 116 Property, Plant and Equipment, AASB 136 Impairment of Assets and AASB 1004 Contributions.

#### (c) Basis of consolidation

For the year ended 31 March 2016, the consolidated financial statements incorporate the financial statements of the Company and the entities controlled by the Company, including New South Wales Swimming Nominees Pty Ltd, NSW Swimming Foundation Trust and Swimming NSW Aquatic Management Pty Ltd.

Control is achieved where the Company has the power to govern the financial and operating policies of an entity so as to obtain benefits from its activities. The results of the subsidiaries included in the consolidated statement of comprehensive income are from the effective date of acquisition. All intra-group transactions, balances, income and expenses are eliminated in full on consolidation. In the separate financial statements of the Company, all intra-group transactions are generally accounted for by reference to the existing book value of the items.



# Notes to the Financial Statements (continued)

FOR THE YEAR ENDED 31 MARCH 2016

## 2. SUMMARY OF SIGNIFICANT ACCOUNTING POLICIES (CONTINUED)

### (d) Changes in accounting policy, disclosures, standards and interpretations

The accounting policies adopted are consistent with those of the previous year, unless otherwise stated.

Several new accounting standards and amendments apply for the first time in 2015/16. However, the adoption of the new accounting standards and amendments does not impact the annual financial statements of the Group.

### (e) Cash and cash equivalents

Cash and short term deposit in the balance sheet comprise cash at bank and in hand and short term deposits with an original maturity of three months or less.

For the purposes of the Cash Flow Statement, cash and cash equivalents consist of cash and cash equivalents as defined above, net of outstanding bank overdrafts.

### (f) Trade and other receivables

Trade Receivables, which generally have 30-60 day terms, are recognised and carried at original invoice amount less an allowance for any uncollectible amounts.

An allowance for doubtful debts is made when there is objective evidence that the group will not be able to collect the debts. Bad debts are written off when identified.

### (g) Investments

Investments consist of term deposits held with Australian financial institutions with a maturity date greater than three months.

### (h) Inventories

Trading stock is valued at the lower of cost and net realisable value. Inventories which are not treated as trading stock are held at cost.

### (i) Intangibles

Intangible assets acquired are initially measured at cost.

The useful lives of intangible assets are assessed to be either finite or infinite. Intangible assets with finite lives are amortised over the useful life and tested for impairment whenever there is indication that the intangible asset may be impaired. The amortisation period and the amortisation method for an intangible asset with a finite useful life are reviewed at least at each financial year end. The amortisation expense on intangible assets with finite lives is recognised in the statement of comprehensive income in the expense category consistent with the function of the intangible asset.

### (j) Trade and other payables

Liabilities are recognised for amounts to be paid in the future for goods and services received, whether or not billed to the company. Trade account payables are settled within 30 days.

# Notes to the Financial Statements (continued)

FOR THE YEAR ENDED 31 MARCH 2016

## 2. SUMMARY OF SIGNIFICANT ACCOUNTING POLICIES (CONTINUED)

### (k) Provisions

Provisions are recognised when the Group has a present obligation (legal or constructive) as a result of past event, it is probable that an outflow of resources embodying economic benefits will be required to settle the obligation and a reliable estimate can be made of the amount of the obligation.

If the effect of the time value of money is material, provisions are discounted using a current rate that reflects the risk specific to the liability.

### (l) Lease

Operating lease payments are recognised as an expense in the statement of comprehensive income on a straight line basis over the lease term.

### (m) Property, plant and equipment

Land and building are measured at cost less accumulated depreciation.

Plant and equipment are stated at cost and accumulated depreciation and any impairment in value.

#### (i) Depreciation

Items of property, plant and equipment are depreciated over their estimated useful lives.

The depreciation rates and methods used for each class of asset, for the current and previous years, are as follows:

	Depreciation rate	Depreciation method
Building	2.5%	Straight line
Motor vehicles	33%	Straight line
Office equipment	10%-33%	Straight line
Pool technical equipment	18%-33%	Straight line

#### (ii) Impairment

The carrying values of property, plant and equipment are reviewed for impairment at each reporting date, with recoverable amount being estimated when events or changes in circumstances indicate that the carrying value may be impaired.

The recoverable amount of property, plant and equipment is the higher of fair value less costs to sell and value in use. In assessing the value in use the estimated future cash flows are discounted to their present value using a discount rate that reflects current market assessments of the time value of money and the risk specific to the asset.

For an asset that does not generate largely independent cash inflows, recoverable amount is determined for the cash generating unit to which the asset belongs, unless the asset's value in use can be estimated to be close to its fair value.

An impairment exists when the carrying value of an asset or cash generating units exceeds its estimated recoverable amount. The asset or cash generating unit is then written down to its recoverable amount. For property, plant and equipment losses are recognised in the statement of comprehensive income.

# Notes to the Financial Statements (continued)

FOR THE YEAR ENDED 31 MARCH 2016

## 2. SUMMARY OF SIGNIFICANT ACCOUNTING POLICIES (CONTINUED)

### (iii) Derecognition and disposal

An item of property, plant and equipment is derecognised upon disposal or when no further future economic benefits are expected from its use or disposal.

Any gain or loss arising on derecognition of the asset (calculated as the difference between the net disposal proceeds and the carrying amount of the assets) is included in the statement of comprehensive income in the year the asset is derecognised.

### (n) Taxation

The entity is a non-profit organisation formed for the development of swimming and is exempt from income tax. The entity is registered for GST.

### (o) Employee entitlements

#### (i) Wages, salaries, annual leave and time in lieu

Liabilities for wages, salaries, time in lieu and annual leave expected to be settled within 12 months of the reporting date are recognised in other payables in respect of employees' services up to the reporting date. They are measured at the amounts expected to be paid when the liabilities are settled.

#### (ii) Long service leave

The liability for long service leave is recognised in the provision for employees' benefits and measured as the present value of expected future payments to be made in respect of services provided by employees up to the reporting date using the projected unit credit method. Consideration is given to expected future wage and salary levels, experience of employee departures, and periods of service. Expected future payments are discounted using the market yields at the reporting date on notional government bonds with terms to maturity and currencies that match, as closely as possible, the estimated future cash outflows.

### (p) Recognition of Revenue

All revenue is recognised to the extent that it is probable that the economic benefits will flow to the entity and the revenue can be reliably measured.

### (q) Government grants

Government grants are recognised where there is reasonable assurance that the grant will be received and all attached conditions will be complied with. When the grant relates to an expense item, it is recognised as income on a systematic basis over the periods that the related costs, for which it is intended to compensate, are expensed. When the grant relates to an asset, it is recognised as income in equal amounts over the expected useful life of the related asset.

### (r) Borrowing costs

Borrowing costs are recognised as an expense when incurred.

# Notes to the Financial Statements (continued)

FOR THE YEAR ENDED 31 MARCH 2016

## 2. SUMMARY OF SIGNIFICANT ACCOUNTING POLICIES (CONTINUED)

### (s) Other taxation

Revenue, expenses and assets are recognised net of the amount of GST except:

- When the GST incurred on a purchase of goods and services is not recoverable from the taxation authority, in which case the GST is recognised as part of the cost of acquisition of the asset or as part of the expense item as applicable; and
- Receivables and payables, which are stated with the amount of GST included.

The net amount of GST recoverable from, or payable to, the taxation authority is included as part of receivables or payables in the balance sheet.

Cash flow are included in the Cash Flow Statement on a gross basis and the GST component of cash flows arising from investing and financing activities, which is recoverable from, or payable to, the taxation authority are classified as operating cash flows.

Commitments and contingencies are disclosed net of the amount of GST recoverable from, or payable to the taxation authority.

### (t) Comparatives

Where necessary, comparatives have been reclassified and repositioned for consistency with current year disclosures.



# Notes to the Financial Statements (continued)

FOR THE YEAR ENDED 31 MARCH 2016

	<b>Consolidated Entity</b>	
	<b>2016</b>	<b>2015</b>
	<b>\$</b>	<b>\$</b>
<b>3. REVENUE</b>		
(i) Operating activities		
Retail sales revenue	1,123,004	1,075,930
Registration fees	948,830	878,000
Swim meet income	803,796	738,727
Coaching	11,819	18,527
Donations, sponsorships and government grants	609,141	507,597
Advertising	860	923
Other	2,552	3,411
	<u>3,500,002</u>	<u>3,223,115</u>
(ii) Non-operating activities		
Interest received	36,511	43,921
Total revenue	<u>3,536,513</u>	<u>3,267,036</u>
<b>4. EXPENSES</b>		
Depreciation	<u>49,220</u>	<u>50,316</u>
<b>5. CASH AND CASH EQUIVALENTS</b>		
Cash at bank and on hand		
Cash on hand	2,500	2,500
Cash at bank <sup>+</sup>	<u>957,156</u>	<u>1,142,863</u>
	<u>959,656</u>	<u>1,145,363</u>

Cash at bank earns interest at floating rates based on daily bank deposit rates.

# Notes to the Financial Statements (continued)

FOR THE YEAR ENDED 31 MARCH 2016

	<b>Consolidated Entity</b>	
	<b>2016</b>	<b>2015</b>
	<b>\$</b>	<b>\$</b>
<b>5. CASH AND CASH EQUIVALENTS (CONTINUED)</b>		
<b>CASH FLOW INFORMATION</b>		
<b>Reconciliation of Net Surplus to Net Cash Flows from Operations</b>		
Net surplus	33,130	50,056
Non-cash flows in net surplus		
Depreciation	49,220	50,316
Interest received	(36,511)	(43,921)
Changes in assets and liabilities:		
(Increase) in receivables	(109,467)	(16,788)
(Increase) / Decrease in inventories	(4,867)	39,994
(Decrease) / Increase in creditors and accruals	(131,649)	140,289
Increase in provisions	21,104	38,751
Cash flows from operations	<u>(179,040)</u>	<u>292,273</u>

\*Cash held by the NSW Swimming Foundation Trust, a discretionary trust, is made available for use at the discretion of the Trustee, NSW Swimming Nominees Pty Ltd. NSW Swimming Nominees Pty Ltd is a controlled entity of Swimming New South Wales Limited. It is the Trustee's intention that the cash not be made available for the day to day operations of Swimming New South Wales Limited. At year end, the NSW Swimming Foundation Trust held \$278,207 (2015: \$253,752) in cash balances.

## 6. INVESTMENTS

Investments	<u>773,363</u>	<u>773,363</u>
-------------	----------------	----------------

Cash on deposit has a maturity date greater than three months. Interest is received on these investments.

# Notes to the Financial Statements (continued)

FOR THE YEAR ENDED 31 MARCH 2016

	Consolidated Entity	
	2016	2015
	\$	\$
<b>7. TRADE AND OTHER RECEIVABLES</b>		
Trade debtors	186,857	185,338
Allowance for impairment loss (a)	(2,132)	(2,132)
	184,725	183,206
Prepayments	88,229	83,870
Other Receivables	161,171	57,581
	434,125	324,657

## (a) Allowance for impairment loss

Movements in the provision for impairment loss were as follows:

At 1 April	2,132	2,305
Amounts provided for	220	220
Amounts written off	(220)	(393)
At 31 March	2,132	2,132

## 8. INVENTORIES

Swim trade	38,837	35,363
Speedo swim shop stock	108,210	106,817
	147,047	142,180

# Notes to the Financial Statements (continued)

FOR THE YEAR ENDED 31 MARCH 2016

	<b>Consolidated Entity</b>	
	<b>2016</b>	<b>2015</b>
	<b>\$</b>	<b>\$</b>
<b>9. PROPERTY, PLANT AND EQUIPMENT</b>		
Land and Building – at cost	1,023,923	1,023,923
Less: Accumulated depreciation	(272,461)	(246,863)
	<u>751,462</u>	<u>777,060</u>
Motor vehicle – at cost	26,423	26,423
Less: Accumulated depreciation	(26,423)	(26,423)
	<u>-</u>	<u>-</u>
Office equipment – at cost	289,195	267,685
Less: Accumulated depreciation	(248,197)	(229,622)
	<u>40,998</u>	<u>38,063</u>
Pool technical equipment – at cost	158,019	144,252
Less: Accumulated depreciation	(139,115)	(134,068)
	<u>18,904</u>	<u>10,184</u>
Total Property, Plant and Equipment -at cost	1,497,560	1,462,283
Less: Accumulated depreciation	(686,196)	(636,976)
	<u>811,364</u>	<u>825,307</u>



# Notes to the Financial Statements (continued)

FOR THE YEAR ENDED 31 MARCH 2016

## 9. PROPERTY, PLANT AND EQUIPMENT (CONTINUED)

	Consolidated Entity	
	2016	2015
	\$	\$
<b>(a) Movements in carrying amounts</b>		
Movements in the carrying amounts for each class of property, plant and equipment between the beginning and the end of the current financial year:		
Land and Building		
Balance at the beginning of year	777,060	802,658
Depreciation	(25,598)	(25,598)
Carrying amount at the end of the year	<u>751,462</u>	<u>777,060</u>
Motor vehicles		
Balance at the beginning of year	-	-
Depreciation	-	19,645
Disposals	-	(19,645)
Carrying amount at the end of the year	<u>-</u>	<u>-</u>
Office equipment		
Balance at the beginning of year	38,063	42,517
Additions	21,511	14,551
Depreciation	(18,576)	(19,005)
Carrying amount at the end of the year	<u>40,998</u>	<u>38,063</u>
Pool technical equipment		
Balance at the beginning of year	10,184	15,897
Additions	13,766	-
Depreciation	(5,046)	(5,713)
Carrying amount at the end of the year	<u>18,904</u>	<u>10,184</u>
Total carrying amount at the end of the year	<u>811,364</u>	<u>825,307</u>

## 10. INTANGIBLES

Intangibles	7,900	-
Less: Accumulated amortisation	<u>-</u>	<u>-</u>
	<u>7,900</u>	<u>-</u>

# Notes to the Financial Statements (continued)

FOR THE YEAR ENDED 31 MARCH 2016

	<b>Consolidated Entity</b>	
	<b>2016</b>	<b>2015</b>
	<b>\$</b>	<b>\$</b>
<b>11. TRADE AND OTHER PAYABLES (CURRENT)</b>		
<b>Current</b>		
Registration fees and subscriptions received in advance	432,079	406,353
Creditors and accruals	430,179	587,554
	<u>862,258</u>	<u>993,907</u>

Trade payables are non interest bearing and are normally settled on 30 day terms.

## 12. PROVISIONS

<b>Current</b>		
Employee entitlements (annual leave and time in lieu)	109,178	105,869
<b>Non-Current</b>		
Employee entitlements (long service leave)	80,123	62,328

## 13. TRANSACTIONS WITH RELATED PARTIES

### (i) Key Management Personnel

Key management personnel are those persons having authority and responsibility for planning, directing and controlling activities of the Company. They consist of directors and executives.

Executives are full-time paid employees of the Company. All other positions are honorary and accordingly those directors received no remuneration.

### Key Management Personnel Remuneration

	Salary	Superannuation	Total
2016	427,794	40,641	468,435
2015	342,628	32,301	374,929

# Notes to the Financial Statements (continued)

FOR THE YEAR ENDED 31 MARCH 2016

## 14. AUDITORS' REMUNERATION

	<b>Consolidated Entity</b>	
	<b>2016</b>	<b>2015</b>
	\$	\$
Amounts received or due & receivable by Ernst & Young Australia for:		
- an audit of the financial report of the entity	28,500	27,000
	<u>28,500</u>	<u>27,000</u>

## 15. COMMITMENTS AND CONTINGENCIES

### Operating lease commitments

The group has entered into a lease on photocopier equipment.

The lease has an average life of 5 years with renewal included in the contracts.

There are no restrictions placed upon the lessee by entering into this lease.

Future minimum rentals payable under non-cancellable operating leases as at 31 March are as follows:

	<b>Consolidated Entity</b>	
	<b>2016</b>	<b>2015</b>
	\$	\$
Within one year	35,004	35,004
After one year but not more than five years	113,763	148,767
	<u>148,767</u>	<u>183,771</u>

### Contingent liabilities

At 31 March 2016 the Group has a contingent liability of \$10,000 in the form of a bank guarantee as security for the lease of retail space at SOPAC. This expires on 30 June 2020.

# Notes to the Financial Statements (continued)

FOR THE YEAR ENDED 31 MARCH 2016

## 16. PARENT ENTITY INFORMATION

Information relating to Swimming New South Wales Limited:

	2016 \$	2015 \$
Current assets	2,102,077	2,198,252
Total assets	2,167,512	2,243,830
Current liabilities	969,258	1,097,640
Total liabilities	1,049,381	1,159,968
Members accumulated surplus	1,118,131	1,083,862
Total surplus for the year	34,269	51,153

The parent has resolved to guarantee the debts of Swimming NSW Aquatic Management Pty Ltd as and when they fall due. The parent has not resolved to guarantee the debts of any other subsidiaries.

The parent company has a contingent liability as per note 15.

The contractual commitments of the parent company are as per note 15.



# Directors' Declaration

In the opinion of the directors of Swimming New South Wales Limited:

- (a) the financial statements and notes, set out on pages 47 to 63, are in accordance with the Corporations Act 2001, including:
  - (i) giving a true and fair view of the financial position of the Group as at 31 March 2016 and of its performance, as represented by the results of its operations and its cash flows, for the year ended on that date; and
  - (ii) complying with Australian Accounting Standards Reduced Disclosure Requirements and the Corporations Regulations 2001; and
- (b) there are reasonable grounds to believe that the entity will be able to pay its debts as and when they become due and payable.

Signed in accordance with a resolution of the directors.



G. Towle  
Director




M. Payne  
Director

Sydney  
Dated: 31 May 2016


## Auditor's Independence Declaration to the Directors of Swimming New South Wales Limited

As lead auditor for the audit of Swimming New South Wales Limited for the financial year ended 31 March 2016, I declare to the best of my knowledge and belief, there have been:

- a) no contraventions of the auditor independence requirements of the *Corporations Act 2001* in relation to the audit; and
- b) no contraventions of any applicable code of professional conduct in relation to the audit.



Ernst & Young



Daniel Cunningham

Partner

31 May 2016

## Independent auditor's report to the members of Swimming New South Wales Limited

### Report on the financial report

We have audited the accompanying financial report of Swimming New South Wales Limited, which comprises the consolidated statement of financial position as at 31 March 2016, the consolidated statement of comprehensive income, the consolidated statement of changes in equity and the consolidated statement of cash flows for the year then ended, notes comprising a summary of significant accounting policies and other explanatory information, and the directors' declaration of the consolidated entity comprising the company and the entities it controlled at the year's end or from time to time during the financial year.

### *Directors' responsibility for the financial report*

The directors of the company are responsible for the preparation of the financial report that gives a true and fair view in accordance with Australian Accounting Standards – Reduced Disclosure Requirements and the *Corporations Act 2001* and for such internal controls as the directors determine are necessary to enable the preparation of the financial report that is free from material misstatement, whether due to fraud or error.

### *Auditor's responsibility*

Our responsibility is to express an opinion on the financial report based on our audit. We conducted our audit in accordance with Australian Auditing Standards. Those standards require that we comply with relevant ethical requirements relating to audit engagements and plan and perform the audit to obtain reasonable assurance about whether the financial report is free from material misstatement.

An audit involves performing procedures to obtain audit evidence about the amounts and disclosures in the financial report. The procedures selected depend on the auditor's judgment, including the assessment of the risks of material misstatement of the financial report, whether due to fraud or error. In making those risk assessments, the auditor considers internal controls relevant to the entity's preparation and fair presentation of the financial report in order to design audit procedures that are appropriate in the circumstances, but not for the purpose of expressing an opinion on the effectiveness of the entity's internal controls. An audit also includes evaluating the appropriateness of accounting policies used and the reasonableness of accounting estimates made by the directors, as well as evaluating the overall presentation of the financial report.

We believe that the audit evidence we have obtained is sufficient and appropriate to provide a basis for our audit opinion.

### *Independence*

In conducting our audit we have complied with the independence requirements of the Corporations Act 2001. We have given to the directors of the company a written Auditor's Independence Declaration, a copy of which is included in the directors' report.


### *Opinion*

In our opinion the financial report of Swimming New South Wales Limited is in accordance with the *Corporations Act 2001*, including:

- (a) giving a true and fair view of the financial position of the consolidated entity at 31 March 2016 and of its performance for the year ended on that date; and
- (b) complying with Australian Accounting Standards – Reduced Disclosure Requirements and the *Corporations Regulations 2001*.



Ernst & Young



Daniel Cunningham  
Partner  
Sydney  
31 May 2016



## DISCLAIMER ON ADDITIONAL FINANCIAL INFORMATION

The additional financial information, being the attached Supplementary Information to the Financial Statements, has been compiled by the management of Swimming New South Wales Limited.

No audit or review has been performed by us and accordingly no assurance is expressed.

To the extent permitted by law, we do not accept liability for any loss or damage which any person, other than Swimming New South Wales Limited may suffer arising from any negligence on our part. No person should rely on the additional financial information without having an audit or review conducted.



Ernst & Young  
31 May 2016

# Income and Expenditure Account

FOR THE YEAR ENDED 31 MARCH 2016	Notes	Consolidated Entity		Parent Entity	
		2016 \$	2015 \$	2016 \$	2015 \$
<b>Income</b>					
Sales					
Swim Trade Events		190,184	184,653	190,184	184,653
Speedo Swim Shop		932,820	891,277	932,820	891,277
		1,123,004	1,075,930	1,123,004	1,075,930
Cost of goods sold					
Opening stock		142,180	182,174	142,180	182,174
Add: Purchases					
Swim Trade		106,418	103,956	106,418	103,956
Speedo Swim Shop		517,966	448,891	517,966	448,891
		624,384	552,847	624,384	552,847
Less: Closing stock		(147,047)	(142,180)	(147,047)	(142,180)
Total costs of goods sold		619,517	592,841	619,517	592,841
Gross profit		503,487	483,089	503,487	483,089
Direct retail expenses					
Speedo swim shop					
Licence fee – SOPAC		225,475	202,328	225,475	202,328
Salaries		125,999	119,126	125,999	119,126
Other		28,772	28,135	28,772	28,135
		380,246	349,589	380,246	349,589
<b>Profit from retail operations</b>		123,241	133,500	123,241	133,500
Other income					
Administration income		145	2,133	145	2,133
Affiliation fees		63,856	61,968	63,856	61,968
Coaching courses		11,819	18,527	11,819	18,527
Donations, sponsorships and government grants		609,141	507,597	609,141	507,597
Electronic timing equipment hire		33,236	31,676	33,236	31,676
Interest received		36,511	43,921	32,813	38,259
Registration fees		884,974	816,032	884,974	816,032
Swim meet income		770,560	707,051	770,560	707,051
Swimmer advertising / subscriptions		860	923	860	923
Trust Distribution		-	-	59,847	61,335
Other		2,407	1,278	2,407	1,278
		2,413,509	2,191,106	2,469,658	2,246,779
Total income		2,536,750	2,324,606	2,592,899	2,380,279

**FOR THE YEAR ENDED 31  
MARCH 2016**

**Notes**

**Consolidated Entity**

**Parent Entity**

	<b>2016</b>	<b>2015</b>	<b>2016</b>	<b>2015</b>
	<b>\$</b>	<b>\$</b>	<b>\$</b>	<b>\$</b>
<b>Less Expenditure</b>				
Accounting expenses	46	21	46	21
Annual General Meeting expenses	10,040	8,426	10,040	8,426
Apparel	868	276	868	276
Audit fees	30,475	27,000	30,475	27,000
Bad debts	-	220	-	220
Bank charges	4,564	4,697	3,909	4,254
Club development expenses	56,988	37,557	56,988	37,557
Coaching courses	6,307	8,755	6,307	8,755
Coach development expenses	6,345	21,243	6,345	21,243
Committee expenses	9,209	11,778	9,209	11,778
Computer software	23,998	17,907	23,998	17,907
CRM expenses	35,006	-	35,006	-
Depreciation	49,220	50,315	23,320	24,415
Directors' expenses	13,894	13,780	13,894	13,780
Area development grants	50,031	52,696	50,031	52,696
Electronic timing equipment	14,607	16,621	14,607	16,621
Chief Executive Officer's expenses	1,388	6,363	1,388	6,363
ETS development program expenses	39,667	56,062	39,667	56,062
Fringe benefits tax	(2,500)	2,386	(2,500)	2,386
General	54,528	37,857	53,752	36,792
Holiday pay and long service leave	96,722	91,735	96,722	91,735
Insurance – members	85,898	74,456	85,898	74,456
Insurance – office	27,634	31,587	27,634	31,587
ISP program expenses	219,939	187,302	219,939	187,302
Marketing & Promotions expenses	6,551	5,696	6,551	5,696
Motor vehicles	6,146	8,957	6,146	8,957
NSWIS grants	18,750	-	18,750	-
Office equipment rental and supplies	49,306	55,870	49,306	55,870
Online registration expenses	-	22,096	-	22,096
Payroll tax	18,168	13,773	18,168	13,773
Postage	15,387	19,526	15,387	19,526
Presidents & Special meeting expenses	4,671	5,366	4,671	5,366
Professional fees	14,995	7,296	13,869	7,296
Rent & Cleaning of Property	29,151	26,132	112,618	108,116
Salaries	804,848	724,570	804,848	724,570
State Age National SC Event	32,995	34,998	32,995	34,998
Stationery and printing	18,525	15,605	18,525	15,605
Superannuation	82,394	73,181	82,394	73,181
Swim meet expenses	320,513	315,387	320,513	315,387
Swimmer development expenses	157,331	113,351	157,331	113,351
Technical development expenses	41,295	30,220	41,295	30,220
Telephones, faxes and Internet	47,720	43,486	47,720	43,486
<b>Total expenses</b>	<b>2,503,620</b>	<b>2,274,550</b>	<b>2,558,630</b>	<b>2,329,126</b>
<b>Operating surplus</b>	<b>33,130</b>	<b>50,056</b>	<b>34,269</b>	<b>51,153</b>

# Swimming NSW

## Membership Report

The table below depicts an historical snapshot of membership numbers from 2011- 2016 seasons by Area.

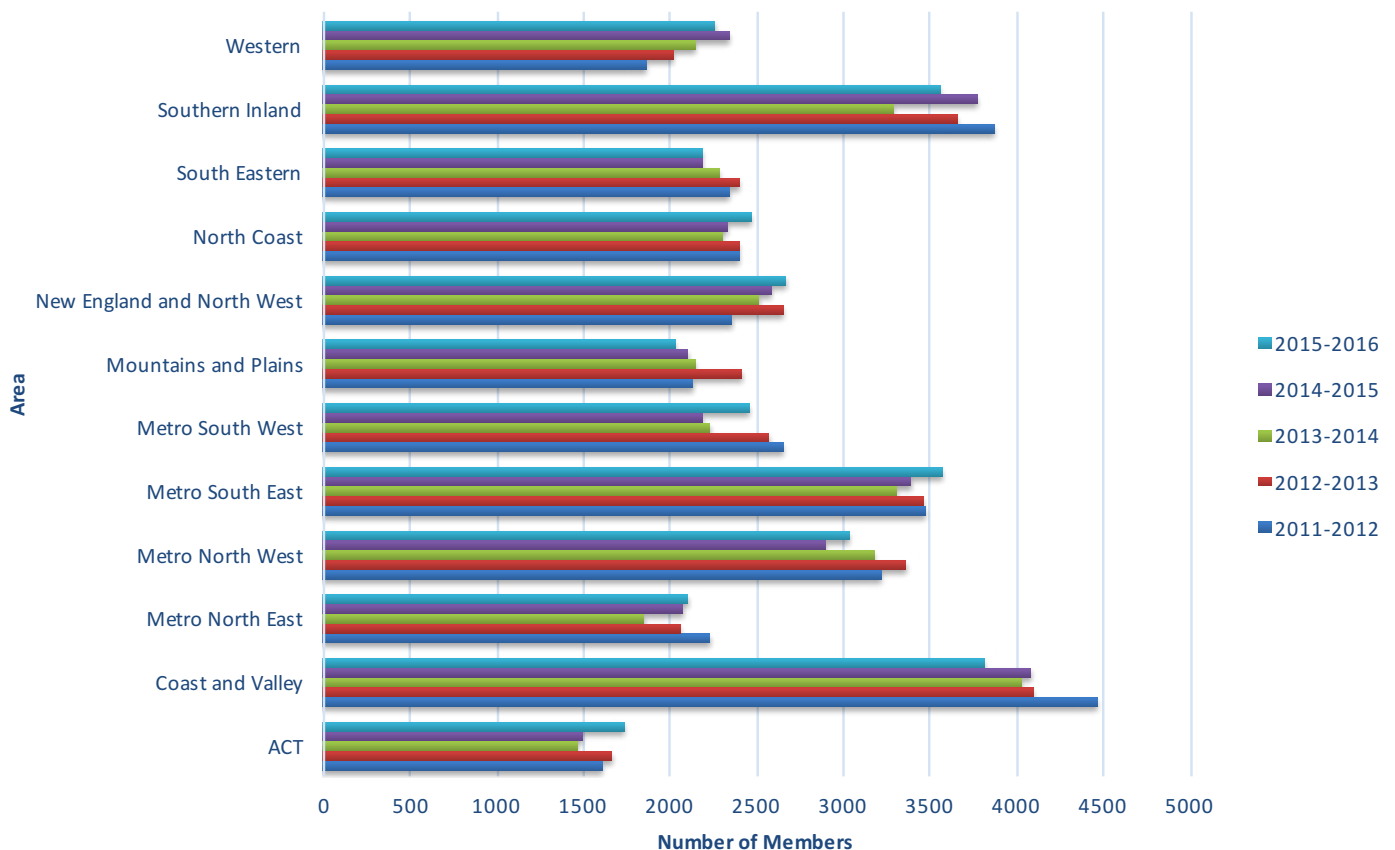
Area	2011-2012	2012-2013	2013-2014	2014-2015	2015-2016
ACT	1612	1657	1460	1496	1734
Coast and Valley	4464	4099	4029	4074	3809
Metro North East	2229	2052	1840	2071	2100
Metro North West	3213	3355	3179	2899	3039
Metro South East	3469	3463	3304	3388	3567
Metro South West	2655	2566	2229	2188	2459
Mountains and Plains	2133	2416	2140	2100	2037
New England and North West	2350	2658	2515	2577	2660
North Coast	2395	2405	2301	2323	2469
South Eastern	2339	2394	2288	2187	2180
Southern Inland	3875	3657	3291	3768	3561
Western	1854	2013	2148	2347	2250
<b>Total</b>	<b>32588</b>	<b>32735</b>	<b>30724</b>	<b>31418</b>	<b>31865</b>

# Swimming NSW Membership Report

## Membership Distribution by Area and Year

This graph shows the membership statistics by Area and Year from 2011 - 2016.

Membership by Area and by Year



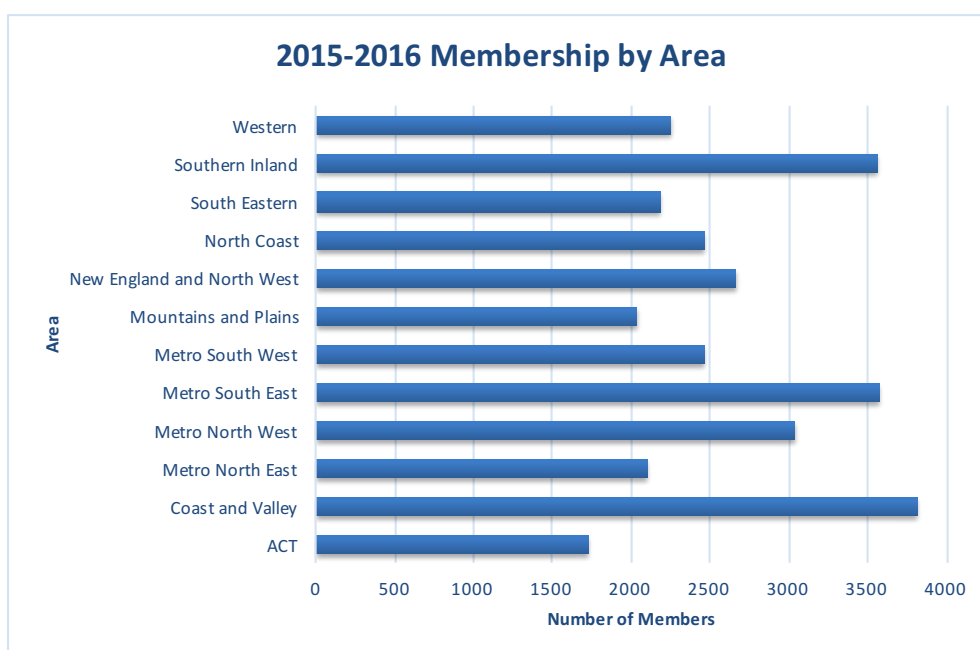


# Swimming NSW Membership Report

## Membership Distribution by Area 2015 - 2016

This table and graph shows the membership statistics by Area for the 2015 - 2016 season.

Area	2015-2016
ACT	1734
Coast and Valley	3809
Metro North East	2100
Metro North West	3039
Metro South East	3567
Metro South West	2459
Mountains and Plains	2037
New England and North West	2660
North Coast	2469
South Eastern	2180
Southern Inland	3561
Western	2250
Total	31865

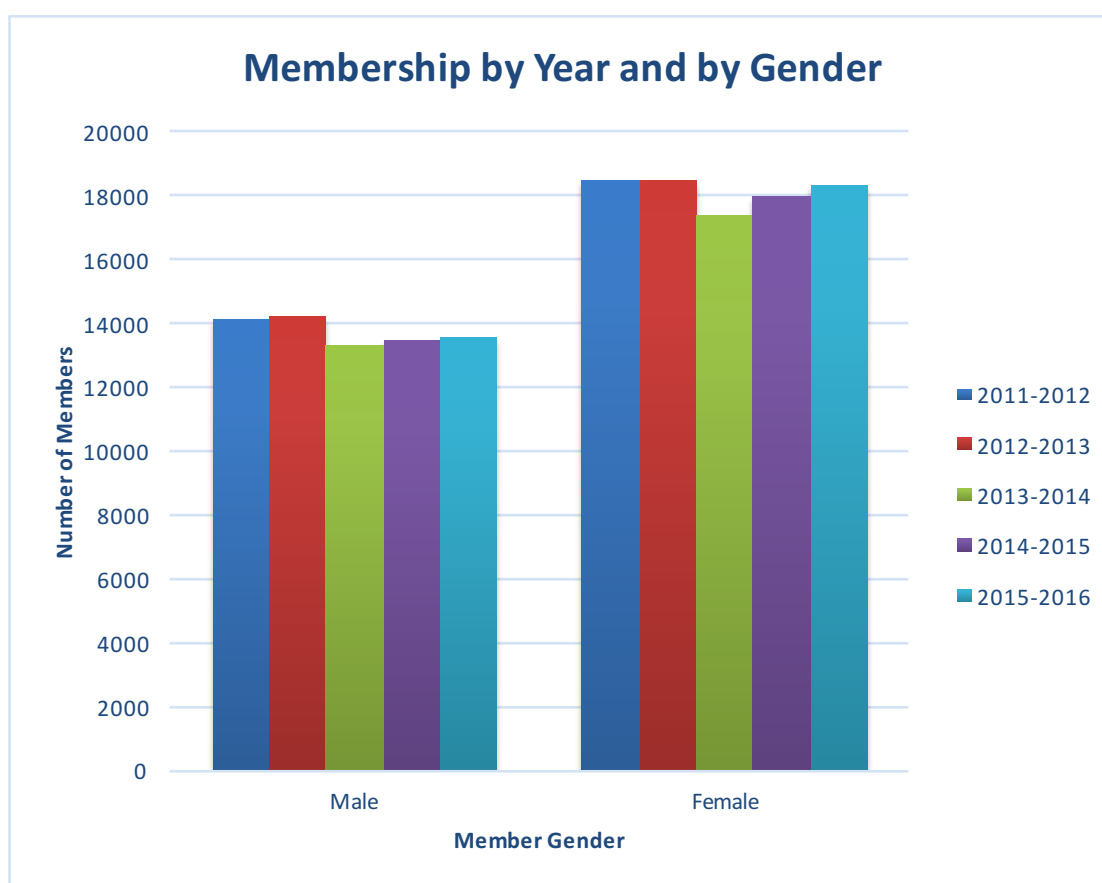


# Swimming NSW Membership Report

## Membership Distribution by Year and Gender 2015 - 2016

This table and graph shows the membership statistics by year and gender from 2011 - 2016 seasons.

Gender	2011-2012	2012-2013	2013-2014	2014-2015	2015-2016
Male	14091	14219	13314	13438	13565
Female	18497	18516	17410	17980	18300



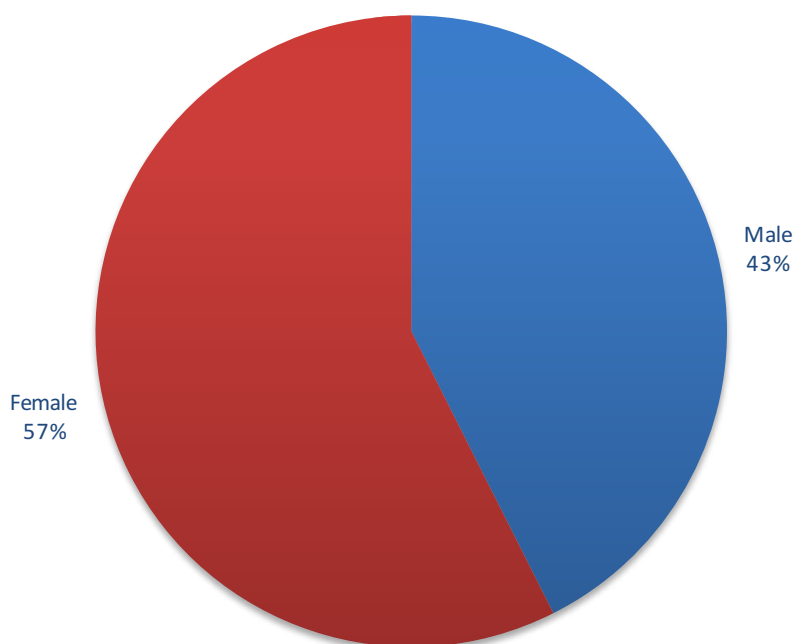
# Swimming NSW Membership Report

## Membership Distribution by Gender 2015 - 2016

The graph below shows the member demographics by gender grouping for the 2015-2016 membership season.

Gender	2015-2016	% of Total Membership
Male	13565	43.00%
Female	18300	57.00%

2015-2016 Membership by Gender

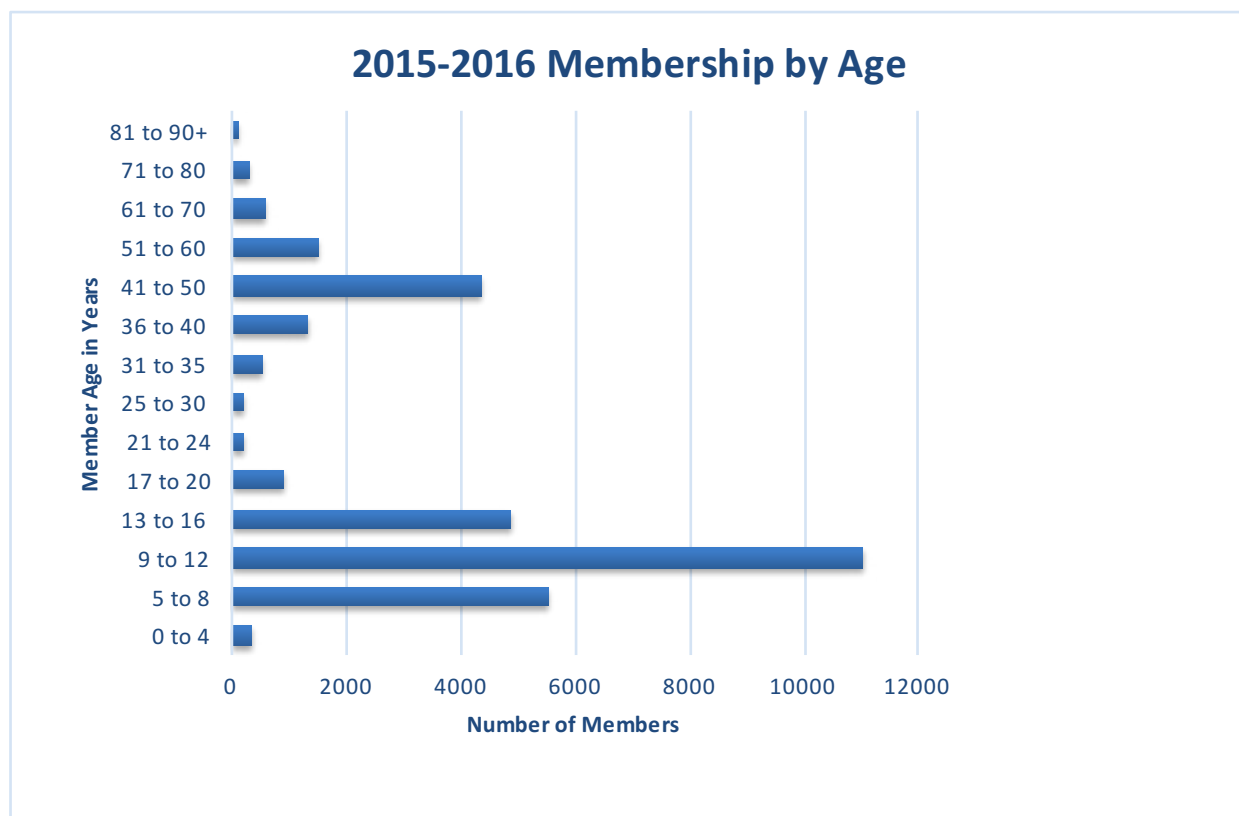


# Swimming NSW Membership Report

## Membership Distribution by Age 2015 - 2016

The graph below shows the member demographics by age grouping for the 2015-2016 membership season.

Age (Years)	As at 31.03.2016	Age (Years)	As at 31.03.2016
0 to 4	367	31 to 35	535
5 to 8	5538	36 to 40	1328
9 to 12	11021	41 to 50	4369
13 to 16	4885	51 to 60	1489
17 to 20	918	61 to 70	567
21 to 24	189	71 to 80	307
25 to 30	218	81 to 90+	134



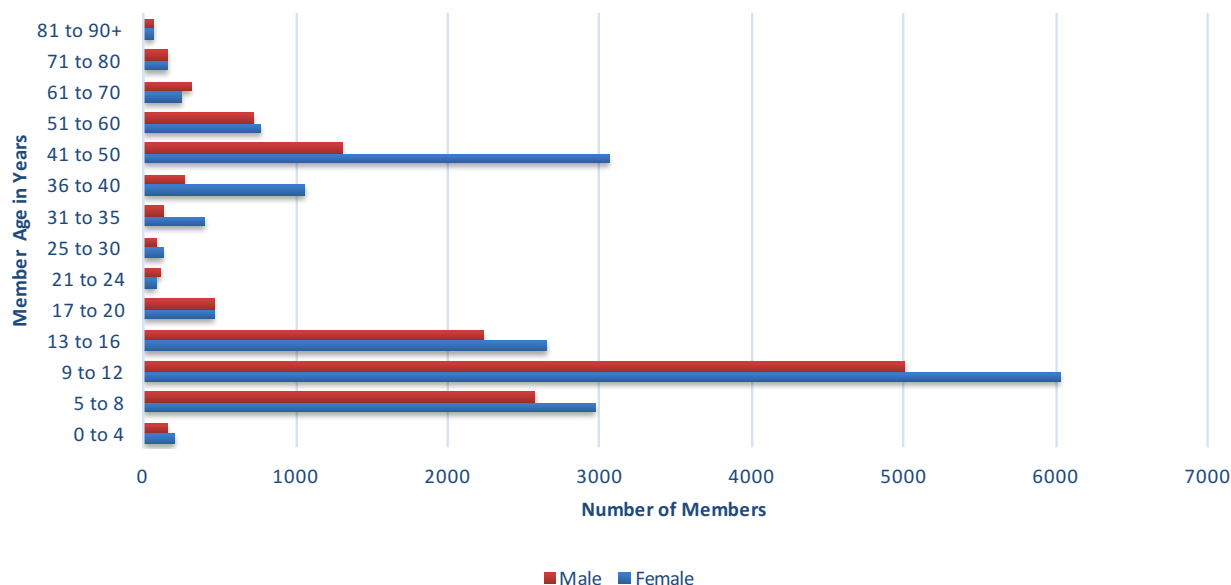
# Swimming NSW Membership Report

## Membership Distribution by Age 2015 - 2016

This graph shows the membership statistics from by age and gender in 2015 - 2016.

Age (Years)	Female	Male	Age (Years)	Female	Male
0 to 4	207	160	31 to 35	409	126
5 to 8	2971	2567	36 to 40	1063	265
9 to 12	6022	4999	41 to 50	3068	1301
13 to 16	2652	2233	51 to 60	768	721
17 to 20	456	462	61 to 70	255	312
21 to 24	81	108	71 to 80	155	152
25 to 30	131	87	81 to 90+	62	72

2015-2016 Membership by Age and Gender





# Swimming NSW

## Membership Report

### Membership Distribution by Age and Year 2015 - 2016

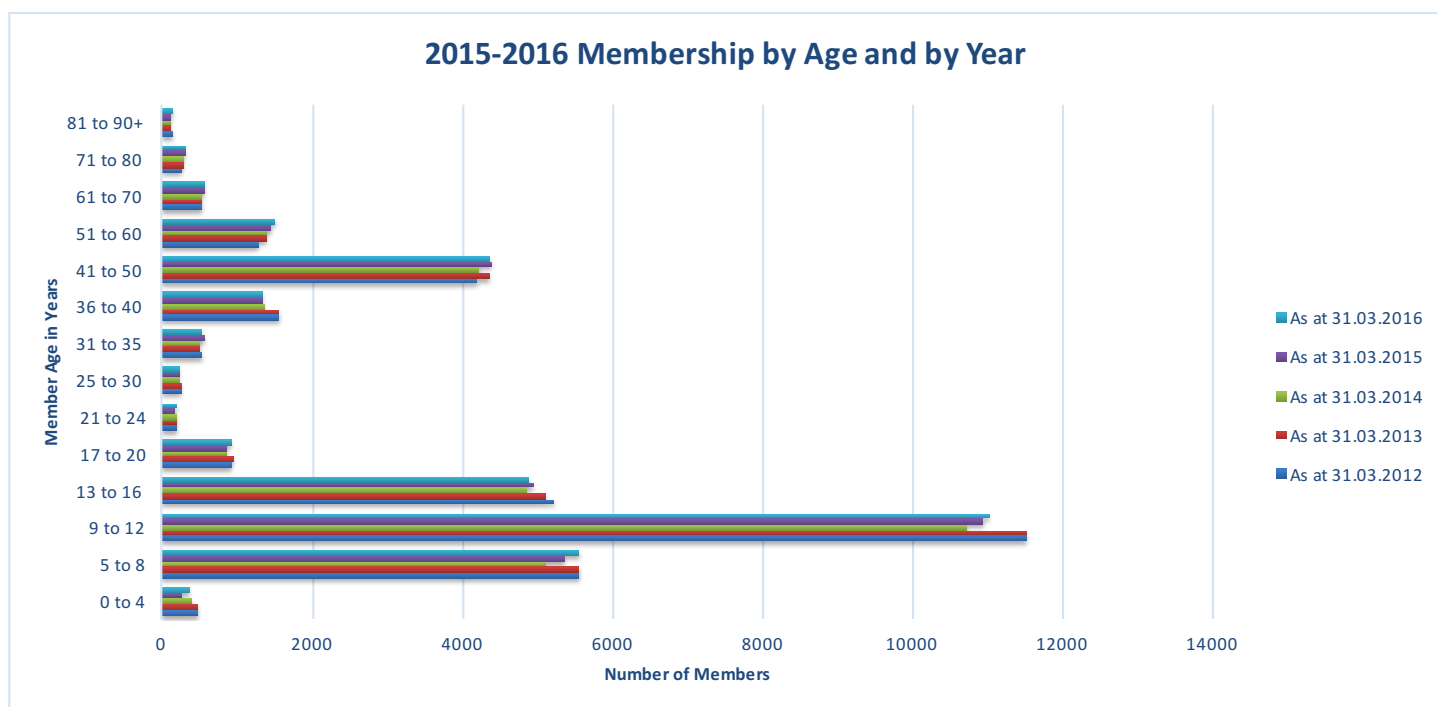
The table below shows the member demographics by age and year grouping for the 2015-2016 membership season.

Age (Years)	As at 31.03.2012	As at 31.03.2013	As at 31.03.2014	As at 31.03.2015	As at 31.03.2016
0 to 4	481	465	391	246	367
5 to 8	5553	5538	5109	5345	5538
9 to 12	11509	11499	10695	10935	11021
13 to 16	5228	5092	4856	4937	4885
17 to 20	918	943	875	861	918
21 to 24	201	200	208	170	189
25 to 30	261	251	220	231	218
31 to 35	516	505	496	545	535
36 to 40	1543	1549	1364	1344	1328
41 to 50	4193	4359	4222	4392	4369
51 to 60	1276	1400	1389	1436	1489
61 to 70	520	536	521	564	567
71 to 80	253	279	270	306	307
81 to 90+	136	119	108	106	134

# Swimming NSW Membership Report

## Membership Distribution by Age and Year 2015 - 2016

The graph shows the membership statistics from a year-by-year over the past five membership periods.



# Swimming NSW Membership Report

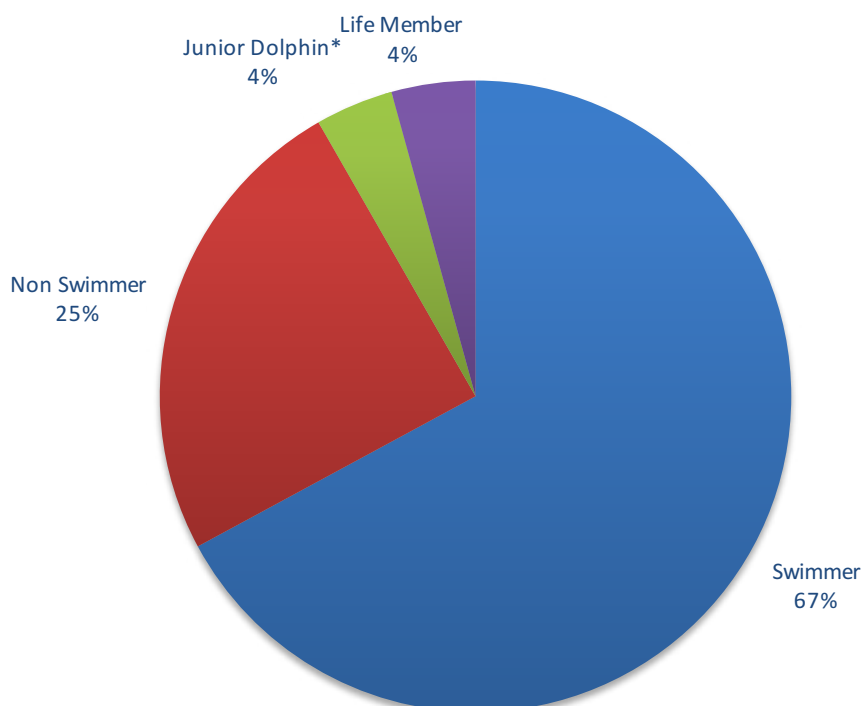
## Membership Distribution by Age and Year 2015 - 2016

The graph shows the membership statistics from a year-by-year over the past five membership periods.

Member Type	2015-2016	% of Total Membership
Swimmer	21385	67.00%
Non Swimmer	7839	25.00%
Junior Dolphin*	1273	4.00%
Life Member	1368	4.00%

*\*pilot program*

### 2015-2016 Membership by Member Type



# Swimming NSW

## Membership Report

The following pages represent each swimming club in their designated Area with membership figures from 2012 - 2016.

### ACT

	2012-2013	2013-2014	2014-2015	2015-2016					
				SW	NS	JD	LM	TOTAL	% Change
AQUATOTS SEA DRAGONS	0	0	0	53	13	0	0	66	100.0
BRAIDWOOD*	43	62	67	29	14	17	0	60	-10.4
BURLEY GRIFFIN	163	164	163	104	65	0	3	172	5.5
CANBERRA	299	208	199	136	97	0	3	236	18.6
CROOKWELL	77	71	77	77	11	0	0	88	14.3
CRUIZ	102	148	157	86	55	0	3	144	-8.3
DICKSON	115	54	63	0	127	0	1	128	103.2
GINNINDERRA	108	119	120	107	47	0	7	161	34.2
GOULBURN	117	106	111	74	50	0	7	131	18.0
KINGS SWIM CLUB ACT	0	0	35	21	11	0	0	32	100.0
QT	0	65	56	58	0	0	0	58	3.6
QUEANBEYAN LEAGUES	111	76	83	19	42	0	8	69	-16.9
TELOPEA	66	59	54	2	14	0	17	33	-38.9
TUGGERANONG VIKINGS	307	257	246	143	110	0	8	261	6.1
WODEN VALLEY	149	71	65	54	40	0	1	95	46.2
<b>TOTAL</b>	<b>1657</b>	<b>1460</b>	<b>1496</b>					<b>1734</b>	<b>15.9</b>

# Swimming NSW

## Membership Report

### Coast & Valley

	2012- 2013	2013- 2014	2014- 2015	2015-2016					
				SW	NS	JD	LM	TOTAL	% Change
BERESFIELD	129	102	120	96	20	0	15	131	9.2
BOOLAROO SPEERS POINT	104	27	101	56	24	0	16	96	-5.0
BRANXTON GRETA	90	78	76	59	5	0	0	64	-15.8
CENTRAL NEWCASTLE	164	156	158	83	26	0	17	126	-20.3
CESSNOCK	125	152	140	129	1	0	0	130	-7.1
CHARLESTOWN	122	138	124	54	9	0	12	75	-39.5
CLARENCETOWN COMETS	32	35	54	42	16	0	3	61	13.0
COALFIELDS UNITED	72	56	98	46	9	0	2	57	-41.8
DUNOGG	31	0	65	54	21	0	1	76	100.0
EAST MAITLAND OLYMPIC	230	241	227	243	7	0	5	255	12.3
GOSFORD STINGRAYS	70	69	81	51	32	0	11	94	16.0
HUNTER	191	173	175	130	17	0	18	165	-5.7
HUNTER VALLEY ALL STARS	57	66	48	26	6	0	0	32	-33.3
JAMIE'S	60	63	46	26	20	0	0	46	0.0
KINCUMBER PACIFIC DOLPHINS*	419	390	358	178	129	81	8	396	10.6
KURRI KURRI	50	36	43	25	5	0	2	32	-25.6
LOWER HUNTER AQUANAUTS	33	0	0	0	0	0	0	0	0.0
MACQUARIE SHORES*	63	69	72	51	11	18	3	83	15.3
MAITLAND	162	163	166	125	7	0	13	145	-12.7
MINGARA AQUATIC	158	189	174	110	61	0	3	174	0.0



# Swimming NSW

## Membership Report

### Coast & Valley

	2012-2013	2013-2014	2014-2015	2015-2016					
				SW	NS	JD	LM	TOTAL	% Change
MORISSET METEORS	50	52	67	51	7	0	0	58	-13.4
NELSON BAY	31	58	65	41	9	0	3	53	-18.5
NEWCASTLE PREMIERS	64	92	43	52	5	0	6	63	46.5
NOVOCASTRIAN	103	111	126	102	14	0	3	119	-5.6
NU SWIM*	171	181	166	81	38	14	0	133	-19.9
RAYMOND TERRACE	130	132	105	64	35	0	1	100	-4.8
SINGLETON*	99	104	142	81	15	35	0	131	-7.7
STOCKTON	92	113	77	51	2	0	7	60	-22.1
SWANSEA SHARKS	113	86	71	37	8	0	0	45	-36.6
SWIMFIRST	0	0	0	0	0	0	0	0	0.0
TEA GARDENS HAWKS NEST	28	19	0	29	1	0	0	30	100.0
THE ENTRANCE	98	96	96	64	16	0	11	91	-5.2
TILLIGERRY STINGRAYS	49	82	92	52	22	0	0	74	-19.6
TITANS	84	94	113	57	34	0	3	94	-16.8
TOUKLEY	82	77	69	40	7	0	10	57	-17.4
VALENTINE TORPEDOES	75	57	56	66	4	0	0	70	25.0
VALLEY AQUATIC	52	55	59	49	17	0	0	66	11.9
WALLSEND WARRIORS	143	172	145	78	4	0	2	84	-42.1
WEST WALLSEND INDOOR	55	60	59	40	15	0	6	61	3.4
WOY WOY	107	109	134	65	45	0	14	124	-7.5
WYEE POINT	38	9	10	8	0	0	0	8	-20.0
WYONG	73	67	53	42	2	0	6	50	-5.7
<b>TOTAL</b>	<b>4099</b>	<b>4029</b>	<b>4074</b>					<b>3809</b>	<b>-6.5</b>

# Swimming NSW

## Membership Report

### Metro North East

	2012-2013	2013-2014	2014-2015	2015-2016					
				SW	NS	JD	LM	TOTAL	% Change
ABBOTSLEIGH	77	94	96	80	13	0	0	93	-3.1
BALMORAL SWIMMERS	25	27	26	21	0	0	1	22	-15.4
BUSH SCHOOL LEARN TO SWIM*	287	262	178	0	115	119	13	247	38.8
CARLILE	239	239	260	188	98	0	12	298	14.6
COLLARROY	25	25	25	0	0	0	25	25	0.0
EZYSWIM	12	8	6	1	4	0	0	5	-16.7
FRESHWATER	8	3	1	0	0	0	1	1	0.0
HUNTERS HILL	34	21	23	23	9	0	0	32	39.1
IGNITE	21	40	36	0	0	0	0	0	-100.0
KNOX PYMBLE	283	282	284	201	47	0	7	255	-10.2
KU-RING-GAI*	197	147	204	96	9	35	13	153	-25.0
LANE COVE*	298	307	352	265	41	38	17	361	2.6
MANLY JETZ	2	0	0	0	0	0	0	0	0.0
MANLY LADIES & ASSOCIATES	8	0	0	0	0	0	0	0	0.0
MONTE	0	0	77	33	17	0	0	50	-35.1
NORTH SYDNEY	106	108	105	60	9	0	2	71	-32.4
NORTHBRIDGE	3	2	22	14	1	0	5	20	-9.1
RAVENSWOOD	88	65	103	119	69	0	1	189	83.5
SEA EAGLES	21	17	0	0	0	0	0	0	0.0
SEAHORSES	0	0	33	25	8	0	0	33	0.0
TERREY HILLS	27	2	14	3	0	0	0	3	-78.6
THE SPIT	104	13	2	0	0	0	2	2	0.0
WARRINGAH AQUATIC	28	36	77	65	29	0	7	101	31.2
WILLOUGHBY	159	142	147	84	49	0	6	139	-5.4
<b>TOTAL</b>	<b>2052</b>	<b>1840</b>	<b>2071</b>					<b>2100</b>	<b>1.4</b>

# Swimming NSW

## Membership Report

### Metro North West

	2012-2013	2013-2014	2014-2015	2015-2016					
				SW	NS	JD	LM	TOTAL	% Change
AQUABURN	70	48	78	105	43	0	0	148	89.7
AUBURN	67	61	57	1	6	0	6	13	-77.2
BARKER AQUATICS	391	358	191	83	52	0	2	137	-28.3
BLUEFINS	34	26	20	28	0	0	2	30	50.0
CASTLE HILL RSL DOLPHINS*	226	197	197	161	73	15	17	266	35.0
CHERRYBROOK CARLILE*	271	275	291	143	121	20	1	285	-2.1
EPPING BULLETS	61	66	49	24	8	0	2	34	-30.6
FITNESS EDGE	69	44	49	29	19	0	0	48	-2.0
GALSTON	144	121	101	64	40	0	5	109	7.9
HAWKESBURY	56	46	41	43	3	0	0	46	12.2
HORNSBY	54	2	53	28	2	0	7	37	-30.2
MACQUARIE	57	0	0	0	0	0	0	0	0.0
MACQUARIE UNIVERSITY	86	81	97	61	6	0	3	70	-27.8
MORE SPORTS	0	0	0	17	6	0	0	23	100.0
PARRAMATTA CITY*	327	390	287	132	100	112	13	357	24.4
PARRAMATTA MEMORIAL	191	168	182	76	107	0	10	193	6.0
RIVERSTONE	30	11	1	0	0	0	0	0	-100.0
RIVERSTONE DOLPHINS RSL YOUTH	12	7	8	1	7	0	9	17	112.5
RYDE CARLILE*	467	483	441	203	185	55	19	462	4.8
SOPAC	254	269	247	139	104	0	2	245	-0.8
SWIM INFINITI	0	0	0	17	10	0	0	27	100.0
SWIMWEST	97	117	133	70	50	0	3	123	-7.5
THE HILLS	260	289	247	145	74	0	11	230	-6.9

# Swimming NSW

## Membership Report

### Metro North West Cont.

	2012-2013	2013-2014	2014-2015	2015-2016					
				SW	NS	JD	LM	TOTAL	% Change
UNCLE JACK'S	8	0	0	0	0	0	0	0	0.0
WINDSOR	123	120	129	83	50	0	6	139	7.8
TOTAL	3355	3179	2899					3039	4.8

### Metro South East

	2012-2013	2013-2014	2014-2015	2015-2016					
				SW	NS	JD	LM	TOTAL	% Change
AKAC	50	33	37	27	13	0	0	40	8.11
ALL SORTS	0	0	0	0	0	0	0	0	0.00
ASCHAM AQUATICS	23	26	24	52	5	0	0	57	137.50
ASHFIELD	97	56	93	61	5	0	12	78	-16.13
BALMAIN	45	48	31	10	0	0	7	17	-45.16
BAYSIDE	110	90	98	0	0	0	0	0	-100.00
BONDI	71	52	83	30	1	0	4	35	-57.83
BREAKERS	78	94	88	46	37	0	0	83	-5.68
BSC ROCKDALE	35	20	14	0	0	0	14	14	0.00
CARSS PARK	62	58	24	11	6	0	5	22	-8.33
CITY OF SYDNEY	194	198	195	120	42	0	0	162	-16.92
COOK & PHILLIP	11	20	16	5	3	0	0	8	-50.00
CRANBROOK	80	59	69	28	2	0	0	30	-56.52
EASTERN EDGE									
CRONULLA	137	109	85	80	9	0	1	90	5.88
DRLC MAROUBRA	110	126	135	88	19	0	17	124	-8.15
DRUMMOYNE	123	116	102	91	23	0	5	119	16.67
ENFIELD	64	51	54	44	13	0	0	57	5.56
ENGADINE	41	41	42	19	4	0	13	36	-14.29

# Swimming NSW

## Membership Report

### Metro South East Cont.

	2012-2013	2013-2014	2014-2015	2015-2016					% Change
				SW	NS	JD	LM	TOTAL	
GYMEA BAY	0	0	0	0	0	0	0	0	0.00
HURSTVILLE AQUATIC	104	89	31	15	5	0	4	24	-22.58
JONES	53	51	66	74	7	0	3	84	27.27
JONES TEMPE TORPEDOES	45	67	59	42	11	0	0	53	-10.17
KOZY	0	53	77	41	33	0	0	74	-3.90
KRB AQUATICS	10	1	117	155	105	0	0	260	122.22
LEICHHARDT*	179	174	189	134	17	32	7	190	0.53
LITTLE SHARKS	2	0	0	0	0	0	0	0	0.00
MACCABI	29	36	41	39	6	0	2	47	14.63
MENAI	40	41	49	53	5	0	1	59	20.41
MLC MARLINS	132	130	112	91	58	0	0	149	33.04
NC AQUATIC*	177	139	130	97	29	29	3	158	21.54
NORTH RAMSGATE	31	30	37	22	0	0	10	32	-13.51
OATLEY	6	0	0	0	0	0	0	0	0.00
OFF THE BLOCKS	0	0	0	8	3	0	0	11	100.00
PEAKHURST*	100	98	104	67	9	37	26	139	33.65
RANDWICK & COOGEE	124	114	121	104	7	0	15	126	4.13
RANDWICK CITY	0	0	0	142	23	0	0	165	100.00
ROSELANDS	79	65	45	23	11	0	21	55	22.22
SANS SOUCI SEA DEVILS	91	99	107	104	13	0	6	123	14.95
SEA'S THE LIMIT	94	74	47	39	5	0	0	44	-6.38
SHIRE SHARKS	24	20	0	0	0	0	0	0	0.00
SLADEM	50	65	48	22	11	0	8	41	-14.58
SLC AQUADOT	132	140	157	134	17	0	6	157	0.00
SOUTH SYDNEY	2	0	0	0	0	0	0	0	0.00



# Swimming NSW

## Membership Report

### Metro South East Cont.

	2012-2013	2013-2014	2014-2015	2015-2016					% Change
				SW	NS	JD	LM	TOTAL	
SUTHERLAND WARATAH	9	5	5	0	0	0	5	5	0.00
SYDNEY SWIM PLC	120	118	144	80	51	0	0	131	-9.03
SYDNEY UNIVERSITY	156	177	168	76	53	0	0	129	-23.21
TIVOLI	134	115	135	107	3	0	0	110	-18.52
TRINITY GRAMMAR	100	97	95	77	19	0	0	96	1.05
UNCLE JACK'S	0	9	1	0	0	0	1	1	0.00
UNIVERSITY OF NSW	109	100	113	118	12	0	2	132	16.81
<b>TOTAL</b>	<b>3463</b>	<b>3304</b>	<b>3388</b>					<b>3567</b>	<b>5.3</b>

### Metro South West

	2012-2013	2013-2014	2014-2015	2015-2016					% Change
				SW	NS	JD	LM	TOTAL	
AQUABLITZ TOONGABBIE*	139	171	193	102	65	14	4	185	-4.1
AQUAFORCE	64	52	0	0	0	0	0	0	-100.0
ATLANTIS	68	95	116	86	40	0	0	126	8.6
BANKSTOWN SPORTS	37	24	15	36	7	0	12	55	266.7
BLACKTOWN CITY	171	118	133	108	79	0	11	198	48.9
CAMDEN*	69	99	61	103	39	59	9	210	244.3
CAMPBELLTOWN*	168	149	152	97	41	21	16	175	15.1
DIVE IN PENRITH*	118	109	31	12	26	14	0	52	67.7
HOLSWORTHY HAMMERHEADS	44	28	66	44	9	0	0	53	-19.7

# Swimming NSW

## Membership Report

### Metro South West Cont.

	2012-2013	2013-2014	2014-2015	2015-2016					% Change
				SW	NS	JD	LM	TOTAL	
LIVERPOOL	171	139	153	81	42	0	13	136	-11.1
MACARTHUR INDOOR	4	0	0	0	0	0	0	0	0.0
MACQUARIE FIELDS*	128	98	93	64	14	21	13	112	20.4
MCCREDIE PARK AQUATICS*	82	51	43	21	10	12	8	51	18.6
MERRYLANDS	128	127	124	87	12	0	20	119	-4.0
MOUNT ANNAN*	123	126	120	89	14	32	0	135	12.5
MOUNT PRITCHARD (MOUNTIES)	55	57	42	31	11	0	3	45	7.1
NARELLAN	99	62	41	0	0	0	0	0	-100.0
NEPEAN AQUATIC CENTRE	194	153	239	154	107	0	0	261	9.2
PENRITH*	96	110	93	30	24	41	6	101	8.6
PENRITH RSL	39	33	37	37	0	0	1	38	2.7
PICTON	94	88	87	106	7	0	2	115	32.2
PRAIRIEWOOD	29	33	62	27	17	0	0	44	-29.0
REVESBY WORKERS	94	96	79	38	11	0	2	51	-35.4
RIPPLES ST MARYS	135	118	105	62	29	0	21	112	6.7
ROYAL AQUATIC	77	10	10	0	0	0	0	0	-100.0
SHAW SPARTANS	14	0	0	0	0	0	0	0	0.0
SWIM CLUB EMERTON	45	38	56	26	21	0	0	47	-16.1
SWIMFIT MACARTHUR	9	0	0	0	0	0	0	0	0.0
WENDEN	60	45	37	20	8	0	10	38	2.7
WEST DOLPHINS	12	0	0	0	0	0	0	0	0.0
<b>TOTAL</b>	<b>2566</b>	<b>2229</b>	<b>2188</b>					<b>2459</b>	<b>12.4</b>

# Swimming NSW

## Membership Report

### Mountain & Plains

	2012-2013	2013-2014	2014-2015	2015-2016					% Change
				SW	NS	JD	LM	TOTAL	
BATHURST CITY	136	127	120	87	10	0	4	101	-15.8
BLAYNEY	38	60	53	38	6	0	0	44	-17.0
CANOWINDRA	102	89	115	96	4	0	1	101	-12.2
CITY OF ORANGE	193	126	144	90	4	0	8	102	-29.2
CONDOBOLIN	160	122	116	88	4	0	9	101	-12.9
COWRA*	164	127	136	91	11	25	4	131	-3.7
CUDAL	59	69	74	76	7	0	1	84	13.5
CUMNOCK	0	2	0	0	0	0	0	0	-100.0
FORBES	148	151	148	113	8	0	8	129	-12.8
GLENBROOK	145	143	162	147	18	0	6	171	5.6
GRENFELL	145	141	115	102	5	0	0	107	-7.0
JETS	105	93	82	90	10	0	0	100	22.0
KANDOS RYLSTONE	33	40	47	47	6	0	0	53	12.8
KATOOMBA RSL	68	59	64	29	18	0	6	53	-17.2
KINROSS WOLAROI	83	79	45	47	3	0	3	53	17.8
LAKE CARGELLIGO	56	46	39	29	6	0	0	35	-10.3
LAWSON	51	49	50	46	5	0	2	53	6.0
LITHGOW	151	134	147	68	73	0	3	144	-2.0
MANILDRA	55	47	39	31	0	0	0	31	-20.5
MO LONG	25	19	66	72	2	0	0	74	12.1
ORANGE EX- SERVICES JR POLAR BEARS	46	4	2	0	0	0	2	2	0.0
PARKES	162	170	107	122	10	0	2	134	25.2
PEAK HILL	35	24	21	21	2	0	0	23	9.5
SPRINGWOOD*	147	121	106	57	46	12	4	119	12.3
TRUNDLE	60	39	49	32	12	0	0	44	-10.2
TULLAMORE	49	59	53	40	8	0	0	48	-9.4
<b>TOTAL</b>	<b>2416</b>	<b>2140</b>	<b>2100</b>					<b>2037</b>	<b>-3.0</b>

# Swimming NSW

## Membership Report

### New England & North West

	2012-2013	2013-2014	2014-2015	2015-2016					
				SW	NS	JD	LM	TOTAL	% Change
<b>360 SCULLY PARK</b>	138	102	52	55	15	0	0	70	34.6
<b>ARMIDALE</b>	46	40	36	24	6	0	1	31	-13.9
<b>ARMIDALE ALLIGATORS</b>	105	99	94	43	29	0	2	74	-21.3
<b>ARMIDALE STINGERS</b>	0	0	0	24	11	0	0	35	100.0
<b>ASHFORD</b>	0	23	26	8	6	0	0	14	-46.2
<b>BARRABA</b>	47	48	28	0	0	0	0	0	-100.0
<b>BINGARA*</b>	73	81	0	29	23	15	0	67	100.0
<b>BOGGABRI</b>	39	23	28	22	13	0	1	36	28.6
<b>DENMAN</b>	115	111	125	119	10	0	7	136	8.8
<b>EMMAVILLE DEEPWATER</b>	29	39	28	16	10	0	0	26	-7.1
<b>GLEN INNES</b>	133	162	122	121	46	0	4	171	40.2
<b>GUNNEDAH*</b>	458	428	326	75	80	80	12	247	-24.2
<b>GUYRA</b>	46	26	40	40	1	0	0	41	2.5
<b>INVERELL</b>	96	92	85	48	31	0	8	87	2.4
<b>KOOTINGAL MOONBI</b>	120	136	109	65	40	0	1	106	-2.8
<b>MANILLA</b>	55	41	66	55	5	0	1	61	-7.6
<b>MERRIWA</b>	0	0	65	60	25	0	0	85	100.0
<b>MOREE</b>	61	78	110	102	8	0	0	110	0.0
<b>MUNGINDI</b>	74	71	89	54	17	0	0	71	-20.2
<b>MUSWELLBROOK</b>	89	98	91	55	26	0	10	91	0.0
<b>NARRABRI STINGRAYS</b>	159	112	102	72	44	0	2	118	15.7
<b>NUNDLE</b>	20	9	47	33	21	0	0	54	14.9
<b>QUIRINDI</b>	102	128	138	70	43	0	6	119	-13.8
<b>SCONE</b>	122	127	128	126	13	0	0	139	8.6
<b>TAMWORTH CITY</b>	225	197	313	174	160	0	2	336	7.3
<b>TENTERFIELD</b>	65	64	113	61	40	0	2	103	-8.8

# Swimming NSW

## Membership Report

### New England & North West

	2012-2013	2013-2014	2014-2015	2015-2016					
				SW	NS	JD	LM	TOTAL	% Change
URALLA	31	0	0	0	0	0	0	0	0.0
WARIALDA	65	45	57	39	21	0	0	60	5.3
WEE WAA	92	71	64	60	34	0	0	94	46.9
WERRIS CREEK	53	64	95	37	26	0	15	78	-17.9
<b>TOTAL</b>	<b>2658</b>	<b>2515</b>	<b>2577</b>					<b>2660</b>	<b>3.2</b>

### North Coast

	2012-2013	2013-2014	2014-2015	2015-2016					
				SW	NS	JD	LM	TOTAL	% Change
ALSTONVILLE	82	73	57	50	0	0	0	50	-12.3
AQUA Z	3	0	0	0	0	0	0	0	0.0
BALLINA INDOOR	28	29	17	16	1	0	2	19	11.8
BALLINA MEMORIAL	5	8	4	25	5	0	0	30	650.0
BELLINGEN	54	40	38	17	7	0	0	24	-36.8
BULAHDELAH	11	14	12	14	1	0	0	15	25.0
BYRON BAY RSL	60	62	61	37	4	0	0	41	-32.8
CASINO	97	74	84	72	14	0	4	90	7.1
COFFS HARBOUR	106	136	146	136	27	0	1	164	12.3
CRESCENT HEAD	33	25	39	30	19	0	2	51	30.8
DORRIGO	63	43	66	32	19	0	0	51	-22.7
FORSTER AQUATIC	66	95	73	65	13	0	1	79	8.2
GLOUCESTER THUNDERBOLTS	100	77	100	88	0	0	0	88	-12.0
GRAFTON*	93	78	88	67	10	12	3	92	4.5
KEMPSEY	135	120	132	54	34	0	19	107	-18.9
KINGSCLIFF	70	72	68	71	9	0	6	86	26.5
KYOGLE	59	74	82	81	6	0	0	87	6.1
LAURIETON	87	69	60	50	24	0	7	81	35.0



# Swimming NSW

## Membership Report

### North Coast Cont.

	2012- 2013	2013- 2014	2014- 2015	2015-2016					
				SW	NS	JD	LM	TOTAL	% Change
LISMORE WORKERS	81	92	133	76	36	0	3	115	-13.5
LOWER MACLEAY	20	11	26	38	4	0	0	42	61.5
MACKSVILLE MARLINS*	86	90	98	59	41	24	10	134	36.7
MULLUMBIMBY	24	44	53	30	5	0	5	40	-24.5
MURWILLUMBAH	94	82	89	66	14	0	7	87	-2.2
PORT MACQUARIE	173	158	110	88	22	0	8	118	7.3
RICHMOND VALLEY*	42	37	38	49	8	28	0	85	123.7
SAWTELL	137	147	135	100	9	0	8	117	-13.3
STROUD SEALS	33	33	0	0	0	0	0	0	-100.0
SUMMERLAND RACING TEAM	0	0	0	32	20	0	0	52	-100.0
TAREE TORPEDOES	62	65	59	62	20	0	2	84	42.4
TRINITY LISMORE	83	72	68	55	15	0	2	72	5.9
TSA	15	29	15	1	1	0	4	6	-60.0
TWIN TOWNS	57	31	63	28	18	0	8	54	-14.3
WAUCHOPE	99	76	80	59	33	0	2	94	17.5
WINGHAM	86	79	67	50	9	0	4	63	-6.0
WOODENBONG	69	77	75	42	15	0	10	67	-10.7
WOOLGOOLGA	36	31	45	29	1	0	0	30	-33.3
YAMBA ORCAS	56	58	42	51	3	0	0	54	28.6
<b>TOTAL</b>	<b>2405</b>	<b>2301</b>	<b>2323</b>					<b>2469</b>	<b>6.3</b>

# Swimming NSW

## Membership Report

### South Eastern

	2012- 2013	2013- 2014	2014- 2015	2015-2016					
				SW	NS	JD	LM	TOTAL	% Change
ALBION PARK	20	36	67	96	10	0	0	106	58.2
BATEMANS BAY	86	77	121	63	19	0	6	88	-27.3
BAY & BASIN	78	99	63	60	11	0	0	71	12.7
BEGA	72	65	68	22	20	0	2	44	-35.3
BERKELEY	56	50	51	0	0	0	2	2	-96.1
BOMADERRY	98	113	93	56	12	0	10	78	-16.1
BOMBALA	38	0	0	0	0	0	0	0	0.0
COBARGO	133	116	58	41	23	0	10	74	27.6
COOMA	92	78	97	59	33	0	2	94	-3.1
CORRIMAL	179	218	216	130	69	0	10	209	-3.2
DAPTO	183	147	99	79	19	0	6	104	5.1
EDEN	67	42	60	39	21	0	5	65	8.3
HELENSBURGH HAWKS	67	40	29	0	0	0	7	7	-75.9
JINDABYNE	108	74	86	47	29	0	2	78	-9.3
KIAMA*	69	80	91	66	9	14	1	90	-1.1
MORUYA	75	84	54	62	9	0	7	78	44.4
NAROOMA	57	51	44	19	3	0	8	30	-31.8
NOWRA	146	114	123	122	32	0	10	164	33.3
OAK FLATS	132	158	196	204	17	0	6	227	15.8
PAMBULA COMMUNITY	99	95	72	51	28	0	4	83	15.3
PORT KEMBLA	38	24	35	27	3	0	0	30	-14.3
SHELLHARBOUR WARRIGAL	10	1	0	0	0	0	0	0	0.0
THIRROUL	27	12	0	0	0	0	0	0	0.0
ULLADULLA	135	156	107	56	35	0	11	102	-4.7
WESTS ILLAWARRA AQUATIC	187	218	210	124	75	0	2	201	-4.3
WOLLONGONG	142	140	147	99	53	0	3	155	5.4
<b>TOTAL</b>	<b>2394</b>	<b>2288</b>	<b>2187</b>					<b>2180</b>	<b>-0.3</b>

# Swimming NSW

## Membership Report

### South Inland

	2012-2013	2013-2014	2014-2015	2015-2016					% Change
				SW	NS	JD	LM	TOTAL	
ADELONG	1	0	46	25	5	0	0	30	-34.8
ALBURY	255	223	248	228	12	0	3	243	-2.0
ALBURY NORTH LAVINGTON	158	96	71	43	9	0	8	60	-15.5
ARDLETHAN	39	39	35	32	5	0	0	37	5.7
ARIAH PARK	83	79	84	46	22	0	0	68	-19.0
BARELLAN	14	12	11	4	1	0	4	9	-18.2
BATLOW	98	55	59	28	19	0	0	47	-20.3
BINALONG NSW	0	0	32	23	5	0	0	28	100.0
BOOROWA*	91	88	111	68	9	45	2	124	11.7
BORAMBOLA	26	29	40	0	43	0	1	44	10.0
COLEAMBALLY	45	44	51	53	4	0	0	57	11.8
COOLAMON*	61	47	114	86	5	63	1	155	36.0
COOTAMUNDRA	93	94	92	44	20	0	6	70	-23.9
COROWA	92	84	64	44	10	0	1	55	-14.1
CORRYONG	0	80	86	58	37	0	6	101	17.4
DENILQUIN	125	163	116	65	40	0	21	126	8.6
FINLEY	215	140	238	97	118	0	9	224	-5.9
GANMAIN	50	47	53	34	14	0	0	48	-9.4
GRIFFITH	76	95	86	70	31	0	7	108	25.6
GT AQUATICS	88	118	92	54	9	0	0	63	-31.5
GUNDAGAI	77	91	70	58	10	0	0	68	-2.9
HARDEN MUR-RUMBURRAH	33	0	1	29	3	0	0	32	3100.0
HAY	59	13	51	58	12	0	1	71	39.2
HILLSTON	58	0	89	0	0	0	0	0	100.0
HOLBROOK	2	0	0	0	0	0	0	0	0.0
JERILDERIE	28	29	30	31	3	0	0	34	13.3
JUGIONG	57	47	41	22	1	0	0	23	-43.9

# Swimming NSW

## Membership Report

### Southern Inland Cont.

	2012- 2013	2013- 2014	2014- 2015	2015-2016					
				SW	NS	JD	LM	TOTAL	% Change
JUNEE	90	48	77	49	32	0	8	89	15.6
LEETON	103	92	106	94	23	0	0	117	10.4
NARRANDERA	124	136	199	96	116	0	7	219	10.1
QUANDIALLA	88	78	91	58	27	0	3	88	-3.3
TEMORA	255	261	298	127	94	0	12	233	-21.8
TUMBARUMBA	30	2	26	40	1	0	4	45	73.1
TUMUT	88	88	95	97	6	0	6	109	14.7
UNGARIE	42	33	36	38	3	0	0	41	13.9
WAGGA ASTHMA	92	72	58	29	15	0	1	45	-22.4
WAGGA WAGGA	266	197	201	133	75	0	3	211	5.0
WEST WYALONG	71	76	73	71	1	0	7	79	8.2
YANCO	140	186	189	78	70	0	0	148	-21.7
YASS	113	109	118	7	4	0	2	13	-89.0
YASS MAGPIES	15	14	0	0	0	0	0	0	0.0
YOUNG	216	186	190	176	16	0	7	199	4.7
<b>TOTAL</b>	<b>3657</b>	<b>3291</b>	<b>3768</b>					<b>3561</b>	<b>-5.5</b>

### Western

	2012- 2013	2013- 2014	2014- 2015	2015-2016					
				SW	NS	JD	LM	TOTAL	% Change
BARADINE	23	15	35	26	1	0	0	27	-22.9
BOURKE	138	62	138	83	44	0	0	127	-8.0
BREWARRINA YELLOWBELLY	0	23	0	0	0	0	0	0	-100.0
COBAR	106	101	107	86	10	0	0	96	-10.3
COOLAH	130	146	175	104	68	0	1	173	-1.1
COONA- BARABRAN	80	72	59	62	13	0	1	76	28.8

# Swimming NSW

## Membership Report

### Western Cont.

	2012-2013	2013-2014	2014-2015	2015-2016					
				SW	NS	JD	LM	TOTAL	% Change
COONAMBLE*	79	87	68	38	24	6	1	69	1.5
DUBBO CITY SWIMTECH	154	172	245	193	66	0	4	263	7.3
DUBBO RSL	68	53	76	53	4	0	7	64	-15.8
DUNEDOO	61	56	38	37	2	0	0	39	2.6
GILGANDRA	67	67	78	57	6	0	1	64	-17.9
GULARGAMBONE	32	32	28	32	4	0	0	36	28.6
GULGONG	0	37	1	0	0	0	0	0	-100.0
LIGHTNING RIDGE*	34	45	26	12	2	13	0	27	3.8
MENDOORAN MERRYGOEN	50	29	25	35	4	0	0	39	56.0
MUDGEE	63	137	158	119	5	0	0	124	-21.5
MUDGEE INDOOR	72	83	71	46	9	0	0	55	-22.5
NARROMINE	34	65	28	0	0	0	0	0	-100.0
NYNGAN	147	141	151	94	40	0	2	136	-9.9
ORANA AQUATIC	95	146	202	154	87	0	1	242	19.8
TOTTENHAM	78	76	85	48	27	0	1	76	-10.6
TRANGIE	71	75	81	57	29	0	1	87	7.4
WALGETT	85	76	97	53	20	0	0	73	-24.7
WARREN	79	87	87	87	10	0	0	97	11.5
WELLINGTON*	212	198	221	99	16	65	11	191	-13.6
YEOVAL	55	67	67	64	5	0	0	69	3.0
<b>TOTAL</b>	<b>2013</b>	<b>2148</b>	<b>2347</b>					<b>2250</b>	<b>-4.1</b>



# Swimming NSW Sponsors

Supported by the



## Office of Communities - Sport & Recreation

Office of Communities NSW - Sport and Recreation is a major supporter of Swimming New South Wales, providing Sport Development Grants and advice and assistance in many varied areas. The Department's Industry and Partnerships section in particular, provide a valuable service to our sport.



## Speedo

Speedo is the official supplier of swim wear and equipment to our representative teams and squads. Speedo is also the naming rights sponsor of the NSW State Age Championships, both Summer and Winter.



## Accor Hotels

Swimming NSW has partnered with Accor Hotels to deliver our members excellent value when they travel throughout NSW and Australia for both swimming and pleasure.



2XU is a world leading high performance sports brand & is excited to be associated with Swimming NSW. An extensive number of Olympic Gold Medallists & World Championship Teams now train, compete and recover in 2XU Compression.

2XU is a world leader in high performance compression garments and is also the Official Compression Partner of Swimming Australia, the Australian Institute of Sport and Athletics Australia!

A large, stylized graphic of a swimmer in motion, composed of overlapping curved shapes in various shades of blue, creating a sense of speed and fluidity.

**PO BOX 571 SYDNEY MARKETS NSW 2129**

**Tel: 02 9763 5833**

**E: [admin@nsw.swimming.org.au](mailto:admin@nsw.swimming.org.au)**

**[www.nsw.swimming.org.au](http://www.nsw.swimming.org.au)**