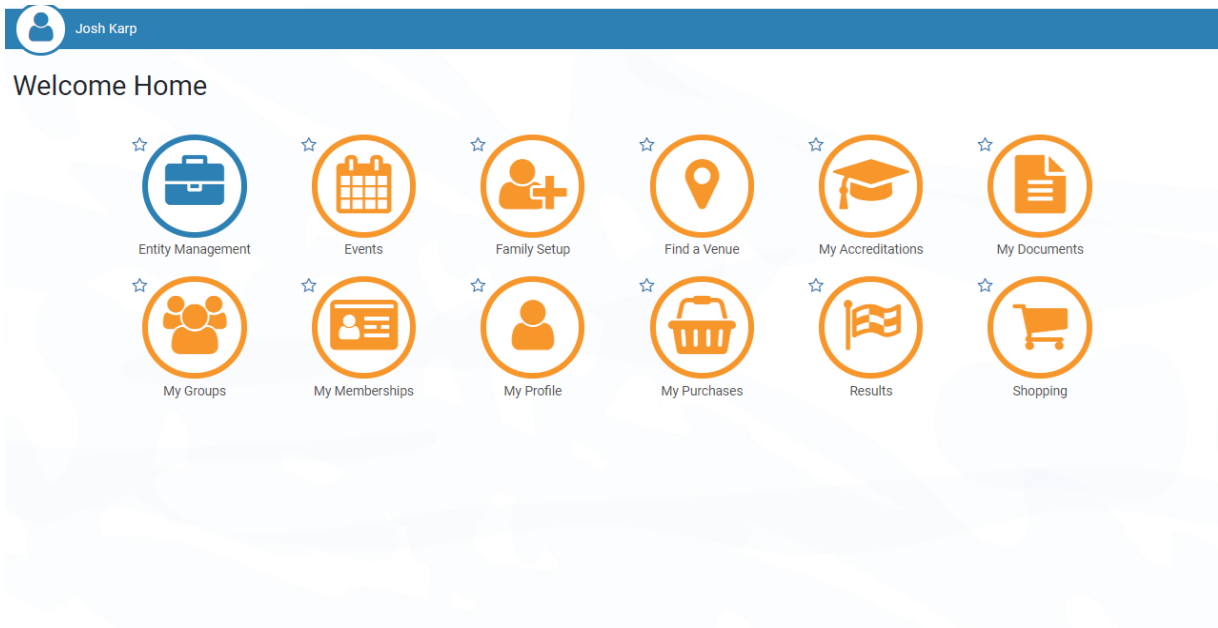


Some members will find that they do not have a primary membership selected on their account.

To select a primary membership, follow the steps below:

Click on the member's 'My Memberships section on their home page.



Click on the relevant membership from the list. There may only be one to choose from – which is fine. This should be the club that you are already associated with.

On the right-hand side, click **Make Primary**.

Entity Membership Status

Search Membership Status

Active Only


Membership Name	Expiry
✔ Junior Swimmer Swimming NSW Test Club	30-09-2019
Swimmer Kincumber Pacific Dolphins SC	30-09-2019 ▶

2 Records

Swimmer Details

Promote Membership ➔ Make Primary ✓



Transfer Options Available (1) Transfer ⇄



Josh Karp
SWIMMER

19

valid to 30 Sep

Once done, this allows Swim Central to see you as being affiliated with a club, and therefore you can enter subsequent meets with this membership.

My Memberships

Home  

Entity Membership Status

Search Membership Status
 Active Only

Membership Name ^	Expiry
<input checked="" type="checkbox"/> Swimmer Kincumber Pacific Dolphins SC	30-09-2019
Junior Swimmer Swimming NSW Test Club	30-09-2019


2 Records

Swimmer Details


My Primary Membership

Transfer Options Available (1)

Transfer 



Josh Karp
SWIMMER



19
valid to 30 Sep

