



swimming  
new south wales

# ANNUAL REPORT 2023/24





**SWIMMING NSW ACKNOWLEDGES THE TRADITIONAL OWNERS OF THE LAND ON WHICH WE, OUR SWIMMERS, COACHES, VOLUNTEERS, AND ADMINISTRATORS TRAIN, COMPETE AND OPERATE EVENTS.**

**WE HONOUR THE ONGOING SPIRITUAL RELATIONSHIP BETWEEN PEOPLE AND THEIR CONTINUING CONNECTION TO CULTURE, COMMUNITY, LAND, SKY AND PARTICULARLY THE WATERWAYS AND SEAS.**

**WE ALSO PAY OUR RESPECTS TO ELDERS PAST, PRESENT AND EMERGING AS WELL AS TO ALL OUR ABORIGINAL AND TORRES STRAIT ISLANDER MEMBERS.**

<b>Overview</b>	<b>4</b>
<b>Officers and Advisors</b>	<b>6</b>
<b>Life Members</b>	<b>7</b>
<b>Service Excellence Award</b>	<b>8</b>
<b>President's Report</b>	<b>10</b>
<b>CEO's Report</b>	<b>12</b>
<b>Focus Areas</b>	<b>16</b>
<b>Broaden Engagement</b>	<b>18</b>
<b>Regional Growth</b>	<b>22</b>
<b>Technology Evolution</b>	<b>26</b>
<b>Product Diversification</b>	<b>28</b>
<b>Performance Pathways</b>	<b>32</b>
<b>Infrastructure &amp; Accessibility</b>	<b>48</b>
<b>Leadership &amp; Governance</b>	<b>50</b>
<b>Financial Report</b>	<b>56</b>
<b>Championship Summary</b>	<b>82</b>
<b>Club Membership Summary</b>	<b>84</b>
<b>Partners &amp; Providers</b>	<b>103</b>



# OVERVIEW

Established within the 2022-2032 Swimming NSW Strategic Plan, our work will align with the below focus areas.

## VALUES



### LEAD

We create new possibilities through creativity and inclusion.



### BELIEVE

We are committed to success and fulfilling dreams.



### INTEGRITY

We are honest, transparent, and accountable.



### COLLABORATE

We work and learn together.



### ENCOURAGE

We are inclusive, respectful, and affirming.

Infrastructure & Accessibility



Product Diversification




## FOCUS AREAS

Performance Pathways



Broaden Engagement



Technology Evolution



Regional Growth

## VISION

To be the #1 swimming state in performance and participation.

## MISSION

To provide opportunities and pathways to enable everyone to enjoy swimming and develop the potential of all participants.

# OFFICERS AND ADVISORS

## BOARD OF DIRECTORS



**CHRIS FYDLER OAM**  
PRESIDENT



**JANELLE BARNETT**



**IAN THORPE AM**



**SARAH PLATTS**



**KERRY DIVAL**



**BENJAMIN TUXFORD**



**ALEXIS DODWELL**



**GRAEME FIELD**



**MATT LEVY OAM\*\***

\* Directorships either ceased or director resigned during reporting period.

\*\* Directors appointed during the reporting period.

## REPRESENTATIVES

Delegate to Swimming Australia Ltd  
**CHRIS FYDLER OAM**

Delegates to NSW Olympic Council  
**GRAHAM TOWLE OAM AND CHRIS FYDLER OAM**

Delegate to Aust Commonwealth Games  
**GRAHAM TOWLE OAM**

Auditors  
**ERNST & YOUNG**

# LIFE MEMBERS

SWIMMING NSW ACKNOWLEDGES THE SIGNIFICANT AND ENDURING CONTRIBUTION OF OUR LIFE MEMBERS.

10.09.42	J Taylor C.B.E*	15.06.85	H.J Lang*
10.09.42	E.S Marks C.B.E*	14.06.86	E Stewart*
18.09.44	B.R Galland*	14.06.86	J Valler*
12.09.46	C.D Bell*	13.06.87	S.W Aldritt*
08.09.49	J Dexter M.C*	13.06.87	I Wye M.B.E*
04.09.52	D Hellmrich*	18.06.88	I King O.A.M*
09.09.54	S.B Grange*	17.06.89	J Harrison*
06.09.56	W.J Williams*	17.06.89	H.J Schofield*
06.09.56	J.H Morison*	13.06.98	R Jordan*
04.09.58	R.F Pegram*	13.06.98	T Samuel*
06.09.62	J Brophy I.S.O, K.O.S.G*	19.06.99	C.B Rickards*
02.09.65	Hon. L.J Herron C.M.G*	17.06.00	H Wood
10.06.67	R.G Askew*	16.06.07	C Harris
14.06.69	P Flynn*	14.06.08	P Troy*
14.06.69	J.C Chapman Jnr*	23.07.16	N Rogers
14.06.69	W Berge-Phillips*	23.07.16	G Pye
13.06.70	J.P Henri*	28.07.18	S Bergersen
27.06.74	L Phillips*	22.07.23	G Towle OAM
18.06.77	K.F Knight*	22.07.23	L Lonngren
21.06.80	N.B Dixon*		
18.06.83	R.D Faraday*		

\*Denotes Deceased



# SERVICE EXCELLENCE AWARD

The Swimming NSW Service Excellence Award recognises outstanding service to the sport of swimming by an individual member through their involvement with initiatives that forward the sport from the grassroots to state level.

## 2023

Chris Hayes OAM  
Mark Payne

## 2022

Graeme Field  
Allan Gregson OAM  
Margaret Gregson OAM  
Bob McEvoy  
Gloria Wiegmann

## 2021

Bill Ford  
Faye Lewis  
Graham Taylor

## 2020

Barry Lovegrove  
Peter Lozan OAM  
Cherry Smith  
Tony Shaw

## 2017

Val Fenbow  
Gordon Fenbow  
Deborah Parmenter  
John Bladon  
Ken McLennan

## 2016

Ken Howard  
Keith Midgley

## 2015

Jennifer Riley  
Alan Forsyth

## 2013

Norman Roberts  
Stephen Hardy  
Ann Pilkie

## 2012

Michael Donnelly  
Leonardo Repeti  
Lesley Pike  
Joanna Wazny  
Patricia Roberts

## 2011

Helen Ashpole  
Pauline Corthorn  
Joan Kellet OAM  
John Skene OAM  
John McIntosh

## 2010

Neil Rogers  
Janelle Barnett  
Sunny Bidner  
Amanda Charnock  
Robert Guyer

## 2009

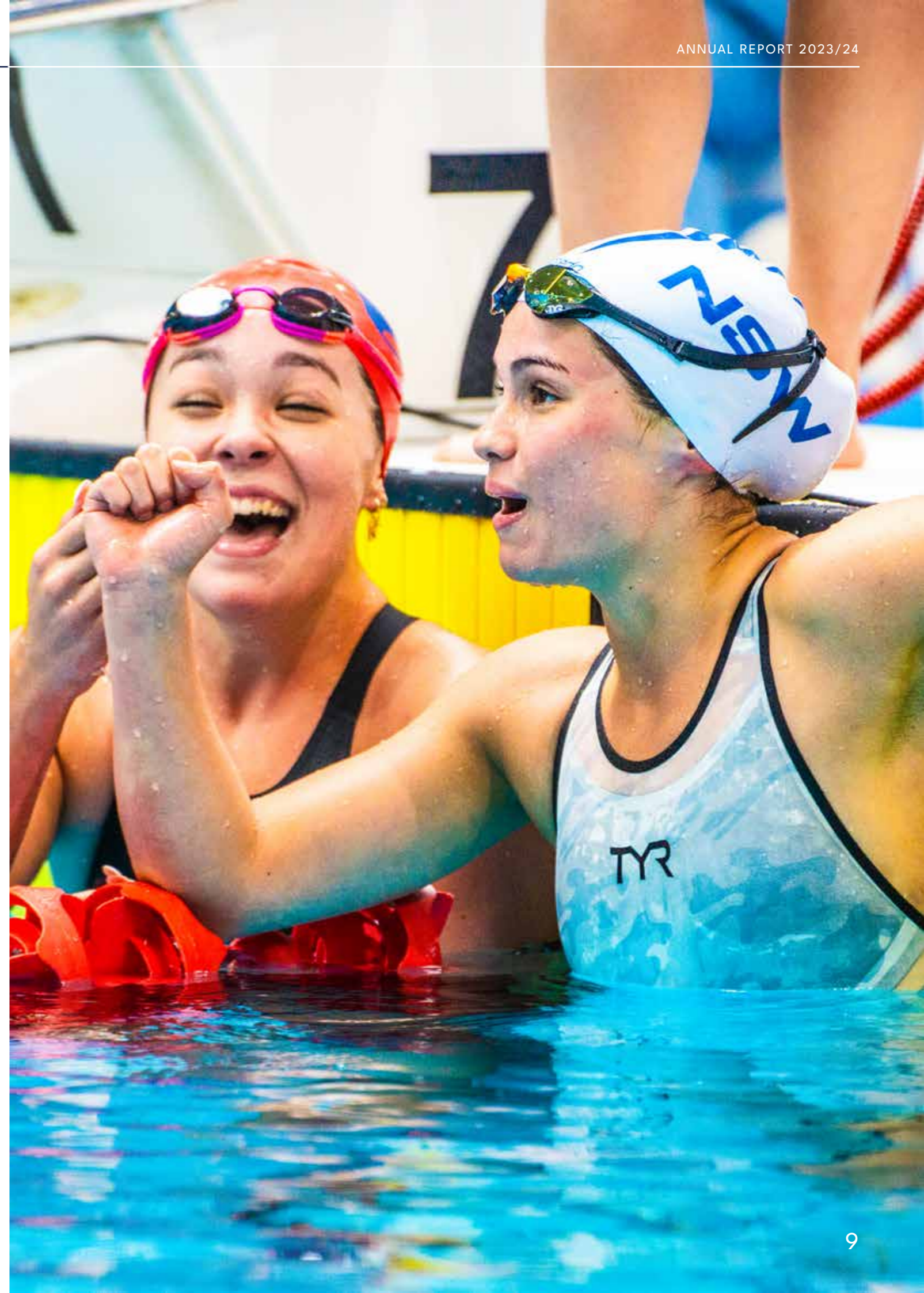
Dennis Browning  
Lynette Crossley  
Peter Hall  
Margaret Kniha  
Janice Tredinnick

## 2008

Faye Rowles  
Margaret Spurway  
Ian Lamb

## 2007

Albert Williams  
Jo Currell  
David Billinghamurst  
Gladys Pye  
Jim Pye





# PRESIDENT'S REPORT

CHRIS FYDLER OAM



**On behalf of the Swimming NSW (SNSW) Board, I am delighted to present the 127th Annual Report of Swimming NSW. The past twelve months have been bustling with activity and transformation as we pursue our vision to restore NSW to its premier status for performance and participation. The appointment of Kirsten Thomson OLY as our CEO has infused fresh leadership into Swimming NSW and marks the onset of a new era, characterised by evolution and growth.**

A primary focus for SNSW directors this year has been to strengthen our financial performance and identify avenues for growth. The introduction of new systems to monitor and review our financial performance has proven valuable throughout the year, instilling confidence in our ability to navigate the fiscal landscape effectively. Our end-of-year results reflect the concerted efforts of Management and the Board to steer the organisation toward financial stability.

We continue to focus on our 2032 Strategic Plan with the vision of being the number one state in performance and participation and a mission to provide opportunities and pathways to enable everyone to enjoy swimming. The past year has seen some important progress against this 10-year plan and these achievements are a credit to everyone involved in our swimming community.

## PARTICIPATION PROGRESS

Over the last year we have witnessed plenty of activity across regional NSW, with swimmers, parents, technical officials, clubs, and coaches actively engaged in various events and initiatives. Highlights include the successful delivery of the Regional Development Project (in partnership with the NSW Institute of Sport), providing invaluable training opportunities for regional swimmers and coaches to be mentored by world class coaches such as multi-Olympic coach Greg Salter. Development days held across regional NSW locations and the successful execution of Country Regionals underscore the vibrant spirit of swimming in regional NSW.

We have strengthened our partnership with our Areas via our regular Area Presidents meetings. The Area Presidents were instrumental in championing 50m form stroke events at Country and Metro Championships and driving increased participation at these events.

Swimming NSW event entries remained stable in 2023/24 season with a small increase of 5% in athlete numbers and a 3% increase in entries. With membership numbers also remaining stable on last year, despite cost-of-living challenges and significant changes to the NSW Government's Active Kids Voucher Program, our sport remains an attractive choice for families and participants.

We are also incredibly grateful and proud of our volunteers. SNSW volunteers are the strongest in the country and in 2023/24, 2,138 Technical Officials volunteered across 87 sessions at Swimming NSW events. A big congratulations to SNSW Technical Swimming Committee member Faye Lewis on her appointment to the 2024 Paris Olympic Games.

## EYES ON PERFORMANCE

SNSW cultivated several new partnerships over the past year notably in the creation of the Southern Performance Centre and in bolstering the current Performance Centre in Newcastle.

In November 2023, SNSW unveiled the Southern Performance Centre at the Sutherland Leisure Centre, a testament to our commitment to nurturing elite talent across NSW. This initiative was made possible through significant funding secured from the Sutherland Shire Council, for which we extend our appreciation. Additionally, our regional Performance Centre in Newcastle received a substantial boost in March 2024 through a collaborative effort with Newcastle University Sport and Regional Academies of Sport, aimed at providing increased support services to local talent.

Our Performance Centres serve as high performance training environments, led by renowned coaches, aimed at propelling talented athletes from across NSW to the peak of the sport. We warmly welcome Head Coach David

Proud and Assistant Coach Alyce Bradac to the Swimming NSW team, whose expertise will undoubtedly enrich our new program in Sutherland and James Greathead who has returned to the sport of swimming and the Sydney Olympic Park Aquatic Centre (SOPAC) Performance Centre. Ryan Frost progresses from our Performance Centre to the NSWIS SOPAC Hub, demonstrating the critical coaching pathways provided by our Performance Centres.

In 2023/24, NSW produced 20 athletes and 7 coaches selected for international teams. I extend our congratulations to Haig Buckingham, Matthew Galea, Shaun Champion, Bradley Woodward, Maddy Gough, Lillie McPherson, Samuel Higgs, Ricky Betar, Jasmine Greenwood, Tim Hodge, Ella Jones, Tane Bidois, Jessica Cole, Marcus Da Silva, Jaimie DeLutiis, Alexander Foreman, Bella Grant, Isabelle Johnson, Josh Kerr, Olivia Wunsch and their home coaches. A big congratulations also to the NSW coaches selected on to international teams - Misha Payne, Benjamin Tuxford, Michaela Pattinson, Cameron Gledhill, Amanda Isaac, Adam Kable and Chris Nesbit.

We are proud of these achievements, and they provide a pivotal platform for NSW to embark on the final stages of our Paris preparation as well as the next Olympic and Paralympic cycle.

## SWIMMING AUSTRALIA UPDATE

Swimming NSW continues to work with Swimming Australia to progress our sport and lobby for further investment in NSW. In 2024, we welcomed the appointment of Rob Woodhouse as the CEO of Swimming Australia and look forward to working with Rob and the team at Swimming Australia over the years ahead.

Swimming NSW remains steadfast in its commitment to our Vision and Mission. We will foster a safe and inclusive sporting environment while nurturing talent and promoting participation at all levels. As we reflect on the accomplishments of the past year, we extend our heartfelt gratitude to all volunteers, members, corporate partners and staff whose unwavering support is instrumental in driving the continued growth and success of our sport. Together, we look forward to shaping a brighter future for swimming in NSW.



# CEO'S REPORT

KIRSTEN THOMSON OLY



**Swimming NSW (SNSW) has energetically pursued our vision to return NSW to number one for performance and participation. It has been a year of revitalisation and transformation that has seen our sport grow and evolve.**

We extend our gratitude to the Area committees, coaches, support staff, parents, volunteers, and clubs for their invaluable contributions to the implementation of our events and initiatives over the past year. The SNSW team appreciates the ongoing support and acknowledges the

critical role these contributions play in the continual growth and development of our sport.

It has been another busy year for regional NSW. A highlight was the delivery of the SNSW and SCTA NSW “Her Sport Her Way” program aimed at increasing female coach participation and capability. The grant made significant strides in increasing the number of female coaches and teachers in swimming across NSW, assisting 95 female coaches to undertake base level foundation coaching courses. We thank SCTA NSW for their ongoing partnership and commitment to supporting NSW coaches.

Other regional highlights included 16 regional swimmers who just missed out on our state pathway squads being provided with an opportunity to train in at the AIS and a “Ready Set Race” initiative was held in Charlestown. Sixty swimmers attended this session, and it showed the thirst for development in regional NSW. Development Days were also held in Narooma, Katoomba, Forbes, Molong, Dubbo, Lockhart, Bingara, Kootingal, and Coonamble.

Country Regionals continue to go from strength to strength. We extend our gratitude to Charlestown, Wagga, and Orange for hosting the events and their significant contributions. SNSW Director Graeme Field and I had the pleasure of attending Wagga to see our swimmers in action. This experience offered a valuable chance to engage with regional athletes, coaches, and parents, gaining deeper insights into the distinct challenges faced by our regional membership base.

Participation also flourished in the SNSW Performance Pathways Program across both Olympic and Paralympic Pathways encompassing five squads and one team that included 154 swimmers and 67 coaches, from 55 different NSW/ACT programs. Supplementing these were the Regional Development Program (21 swimmers) and the Junior Development Program (24 swimmers) participants, which was a talent identification opportunity for swimmers and coaches. SNSW supported a National Flipper touring team to South Australia that included the opportunity for coaches Laura Brindley (Cruiz), Mitch Brown (Albury North Lavington) and Debby Tattoli (KPD) to attend.

The Para Development Squad, selected from performances at the 2023 Australian Age & Open Championships consisted of 29 swimmers representing 25 clubs. In the Para participation space, SNSW also delivered seven Para Classification days designed to increase inclusivity and accessibility to our sport.

The 2024 Senior State Age Championships saw the introduction of the ‘Gregson Award’, awarded to the top male and female multi-class swimmers with the first ever recipients being Tim Hodge and Taylor Corry. The Gregson Award is in honor of Margaret Gregson OAM and the late Allan Gregson OAM as a symbol of excellence and dedication in Para swimming. It was a privilege to be able to recognise the enduring legacy of a remarkable family.

Congratulations to the NSW athletes that represented Australia across junior and senior teams throughout 2023/24. At the 2023 World Swimming Championships in Fukuoka, NSW was proudly represented by Shaun Champion, Bradley Woodward and Maddy Gough. The 2023 World Para Swimming Championships in Manchester also featured Ricky Betar, Jasmine Greenwood, Tim Hodge, and Ella Jones. We are proud of the achievements of all athletes that represented our country throughout the year.

Our events would not be possible without our amazing technical officials. In 2024/25, SNSW will further increase our investment into recognising our Technical Officials and we have embarked on a project with Swimming Australia to develop a National Technical Official Platform that will utilise existing SNSW training modules to deliver a consistent approach nationally. The platform will be an important milestone for our sport.

SNSW also continues to be recognised as a leading State Sporting Organisation in relation to the ongoing implementation of safe sporting initiatives. In 2023/24, SNSW completed the Office of the Children’s Guardian Child Safe Assessment, an important step to improve safe practices in our sport. The results of this Assessment will be utilised to build a Child Safe Action Plan that will be placed on the SNSW website and reported against within future Annual Reports.

In terms of growth, SNSW has developed several new partnerships throughout the year. In particular, in November 2023 SNSW announced the introduction of the Southern Performance Centre at the Sutherland Leisure Centre. Our Performance Centres are high performance training environments, led by nationally and internationally recognised coaches and designed to support talented athletes to reach their potential. We thank Sutherland Shire Council for their significant support of this initiative.

We remember life members and key contributors to swimming in NSW. This past year saw the passing of Allan Gregson, Russell Waugh, John Devitt AM, Thekla Samuel OAM and Ursula Carlile. Ursula was an incredible and pioneering woman and there is a tribute detailing her many contributions to our sport later in this report.

I would also like to extend special acknowledgement to our sponsors and partners, Speedo, NSWIS, ACTAS, and the NSW Office of Sport. As well as our SNSW Performance Centre Partners NUsport, Sydney Olympic Park Aquatic Centre, and the Australian Catholic University as we continue to build world class daily training environments.

SNSW would like to thank everyone who generously contributed to our activities throughout the 2023/24 season. The team at SNSW are immensely appreciative of the continued support and recognise that these contributions are vital to the ongoing development of our sport.

Finally, I would like to thank my team of staff and coaches at SNSW for your unwavering commitment to our organisation and our sport. Each of you turn up to work every day with passion, dedication, and resilience and it is a privilege to work with you. To the SNSW Board, I am grateful for your ongoing guidance, encouragement and support. You graciously give so much of your time to our organisation. It is an exciting time to be part of swimming in NSW as we build momentum towards a promising future.





### Members

# 28,001



### National Team Representatives

# 20 Athletes | 7 Coaches



### Performance Pathways

# 154 Swimmers | 67 Coaches



### Development Pathways

# 438 JX Clinic swimmers

# 5 Squads & 1 Travelling Team

# 138 Performance Clinic swimmers

# 17 Activities | 1 New Performance Centre

# 576 Total swim clinic attendees

## ENGAGEMENT



### Website Traffic

# 3 million Visits | 215k New Users



### Instagram

April 23 to March 24

# 73.7k Reach | 36k Content interactions

# 1.7k Link clicks | 905 Net follows in this period



### Facebook

April 23 to March 24

# 695.1k Reach | 33.5k Content interactions

# 23.5k Link clicks | 1,047 Net follows in this period

## EVENTS



# 21 Competitive Events



# 45 Event days



# 10,500 swimmers at SNSW Events



# 5% increase in participants | 3% increase in event entries



# 2,138 Technical Officials appointments across 87 sessions



# 367% Swim Shop online growth



# FOCUS AREAS

1

## **BROADEN ENGAGEMENT**

Enhance large and small engagement moments

2

## **REGIONAL GROWTH**

Facilitate regional growth and performance

3

## **TECHNOLOGY EVOLUTION**

Use technology to innovate where opportunity exists

4

## **PRODUCT DIVERSIFICATION**

Evolve the Swimming NSW product offering

5

## **PERFORMANCE PATHWAYS**

Create and deliver clear and compelling performance pathways

6

## **INFRASTRUCTURE & ACCESSIBILITY**

Ensure Swimming is accessible to all

7

## **LEADERSHIP & GOVERNANCE**

Build the systems, practices and processes to ensure organisational performance



# BROADEN ENGAGEMENT

Engage with members and use insights  
to inform decision making

## MEMBER SURVEY

SNSW continued to progress initiatives to address feedback following the member survey. The main objectives were to delve into three key areas: perception, participation, and potential.

The survey revealed several areas where our sport excels. Notably, many clubs have been successful in fostering a strong culture and providing good value for membership. Member satisfaction with club activities, including training sessions and competitions, was high. Additionally, the survey underscored the effectiveness of club social media channels in engaging members. To support this, SNSW Club Support Officers (CSO's) actively encouraged clubs to use their social media channels to engage with their members. SNSW CSO's are highly active in this space, especially within the SNSW Facebook community.

The survey also identified areas for improvement, such as enhancing coach capability, strengthening the connection between clubs and coaches, addressing the disparity in participation rates among individuals with disabilities, and improving SNSW communications. SNSW has proactively acknowledged these areas for improvement and is taking steps to implement necessary changes. The Her Sport, Her Way Program has been a great start, and we have also forged ahead with our multi-class classification program, the biggest in the country, to enable more multi-class athletes to take part in our sport.

SNSW communications have evolved over the last year to become more frequent and tailored to various audiences. Splash News was added to SNSW communications, a short email with links to the latest information across news and events. We encourage all members to sign up for this communication. In addition to this, Management now provides Area President's with regular memos with critical updates to be shared with Area Committees and clubs and supplements the regular Area President's meetings.

## CLUB SUPPORT

SNSW club support was strengthened throughout the year via the transition to a state-wide service. The role of our Club Support Officers (CSOs) is to provide participation, development, and administrative support to clubs across NSW.

This year Riley Miles joined our team. Riley is based on the NSW South Coast and has a wealth of experience as a swimmer, coach, and Club President. Riley, together with Lyn Connell, are crucial in connecting SNSW with our member clubs.

The CSO's also operate the SNSW Committee Members Facebook group, an important community platform allowing members to ask questions, support each other, and share ideas in relation to club operations. The online community has grown rapidly to approximately 1,000 members.

## AREA PRESIDENTS COMMITTEE

The SNSW CEO and President met on a regular basis with Area Presidents to seek feedback on critical matters that impact our sport. SNSW appreciates the collaborative approach taken by Area Presidents to improve decision making across many facets of our sport. These meetings have contributed to several positive outcomes including:

- » Finalisation of the revised Area Development Program
- » Inclusion of 50m form stroke events at the Country and Metro Championships (resulting in a 14% & 19% increase in participants, respectively)
- » Navigating the challenging cost of living environment
- » Developing ideas for consideration within the SNSW Participation Plan (to be developed in 2024)
- » Feedback in relation to the 2024/25 SNSW Performance & Pathways Strategy
- » Future event calendars and opportunities
- » Amending the application of the Meet Levy to exclude club nights.

SNSW Directors also attended Area AGMs to provide an update from SNSW and the opportunity for members to ask questions during these sessions.

The delivery of our sport is a team effort, and we are grateful for the many volunteers that generously give up their time and expertise to support the ongoing evolution of swimming in NSW.







### DEVELOPING AND RETAINING OUR VOLUNTEERS

SNSW takes great pride in the development and retention of Technical Officials across the state. NSW has more than double the number of officials from grassroots to international level, than the next highest participating state.

Several factors have continued to contribute to engagement and retention:

- » Officiating structure (Area Coordinators managing grassroots accreditations and becoming the 'face' for TO's in their area)
- » Swimming NSW Online Training website – the only one of its kind across the country
- » Swimming NSW Technical Officials Facebook Group – a community of wonderful, like-minded individuals who share a passion for officiating and wish to learn from and/or provide mentoring to other officials
- » Referee Course – a free course which aims to support participants be assessed as Referees within 12 months.

The inaugural Young Officials course began in February, designed to provide young adults aged between 16-25 a chance to dive into officiating. SNSW recognises that swimming officiating may not be at the top of our busy swimmers' minds, with school, university and beginning full time jobs, taking precedence at this stage of life. Our expert Technical Swimming Committee (TSC) members have acknowledged this challenge and taken it upon themselves to engage and connect with these young people. SNSW also engaged two young officials that have progressed to a national level to participate in the program – thank you to the TSC and Lucy Graham and Isaak Wilson for your support.

Proudly, we have eight young officials registered for the course, and they are navigating their busy lives to join our video sessions every few weeks with passion and interest. Later this year, SNSW will ensure these officials have a chance to meet the broader SNSW officiating community at one of our meets, and have the opportunity to officiate.

Over the last year, 2,138 Technical Official appointments were volunteered across 87 sessions at SNSW events, a huge achievement and a testament to the commitment of our dedicated volunteers. In 2024/25, SNSW has increased our investment in recognising our Technical Officials. SNSW has also commenced the development of a National Technical Official Platform with Swimming Australia, by providing our training modules to the national system to support consistency and growth in this area. The platform is due to go live towards the end of 2024 and will be an exciting milestone for our sport and an example of SNSW leading the national system and collaborating for the benefit of our sport.

NSW/ACT is also the highest represented state or territory at national meets, such is the quality of our officials, as well as their amazing mentors. Across the last 12 months, SNSW officials have again dominated the appointments to national meets.

- » 2023 World Championships Trials – 15 out of 50 appointments
- » 2023 Short Course Nationals – 20 out of 50 appointments (hosted in NSW)
- » 2024 Open Water Nationals – 13 out of 48 appointments
- » 2024 Age Nationals – 12 out of 49 appointments
- » 2024 Open Nationals – 11 out of 45 appointments

Total: 71/242 appointments

Given that only one of these events were held in NSW, the ratio of our officials' attendance at these meets is extremely impressive.

We have also had several international appointments and we wish to particularly congratulate Faye Lewis, who, as a World Aquatics Official, has been appointed to the Paris 2024 Olympic Games – one of only two officials from Australia.



### EVOLVING OUR EVENTS

#### Create programs that drive participation in swimming

SNSW event programs evolved through the summer and winter seasons following feedback from members and coaches. The Competitions Committee worked closely with Management and, with the input of Area Presidents, updates were made that lifted participation and provided increasing opportunities for Country and Metro swimmers. Updated schedule of events, qualifying times and age groupings were made to deliver age appropriate opportunities for participants, whilst also ensuring the wellbeing of athletes, coaches, volunteers, and their families.

10,500 swimmers participated in SNSW events in 2023/24, a 5% increase on the previous year. This also led to an increase in the number of entries by 3%, which are incredibly positive outcomes for our sport in a challenging economic environment.

As part of the SNSW Country Championships and, as celebrations took place across Australia to celebrate NAIDOC Week, SNSW encouraged participation, for the second consecutive year, in our NAIDOC Week Relays. The event saw eighteen athletes from across NSW, proudly representing their Indigenous heritage, come together to compete in two relays.

Five relay teams, a growth from last year's four teams, competed in the 4x50m Freestyle and 4x50m Medley Relay. Teams were named after water animals and derived from the Dharug Language - the traditional language of the Wann-gal People, on whose land the competition took place.

SNSW continued to support a diverse membership base by delivering seven Multi Class Classification days during

2023/24, held during various SNSW meets at SOPAC. SNSW continues to work with Swimming Australia to build new opportunities for multi class participation in our sport.

The 2024 Senior State Age Championships saw the introduction of the 'Gregson Award', awarded to the top male and female multi-class swimmers with the first ever recipients being Tim Hodge and Taylor Corry. The Gregson Award is in honor of Margaret Gregson and the late Allan Gregson OAM as a symbol of excellence and dedication in Para Swimming, it stands as a testament to the enduring legacy of a remarkable family whose passion for the sport continues to ripple through the swimming community.





# REGIONAL GROWTH

Drive swimming participation and growth in regional NSW

## DRIVING PARTICIPATION

It has been another busy year for swimmers, parents, technical officials, clubs, and coaches in regional NSW.

A highlight was the delivery of the SNSW and SCTA NSW “Her Sport Her Way” program. The NSW Government grant initiative designed to increase the number of female coaches in NSW. The program assisted 95 female coaches to undertake base level foundation coaching courses, along with assisting 11 existing female coaches to advance their knowledge and education through conference participation. Thank you to the expert female coaches and teachers who were program mentors (Debby Tattoli, Lynn Lonngren, Janelle Pallister, Ruth Everuss, Sarah Tattoli). This program has created a more accessible and supportive environment for women in coaching. The overwhelming response and enthusiastic participation in all courses and conferences underscore the importance and success of this initiative.

The Regional Development Project provided 16 regional swimmers who narrowly missed out on SNSW state pathway squads the opportunity to train in a high performance environment for four days at the AIS. The camps also expose regional coaches to this environment and provide them with the opportunity to work with other athletes and develop their skills.

Development Days were held in Narooma, Katoomba, Forbes, Molong, Dubbo, Lockhart, Bingara, Kootingal, Coonamble, and a NARS camp was held at the AIS. A “Ready Set Race” session was held on the Friday night before the Country Regionals in Charlestown. Sixty swimmers attended this session which provided an important opportunity for regional athletes and coaches.

Country Regionals continue to go from strength to strength and showcase regional talent. We extend our gratitude to Charlestown, Wagga, and Orange for hosting the events and their significant contributions. There is nothing like a regional carnival, sitting close to the action and the tents surrounding the pool.

SNSW CEO Kirsten Thomson OLY and Director Graeme Field had the opportunity to attend the Country Regional Meet at Wagga to witness our swimmers in action. It provided a wonderful opportunity for the pair to meet with regional athletes, coaches and parents and better understand the unique challenges of our regional membership base.

This year the SNSW Country Championships was the biggest meet of its kind with 1,228 swimmers hailing from 98 clubs participating. It was still great to see SOPAC full of enthusiastic swimmers and coaches, providing a wonderful opportunity for these participants to compete and encourage them to continue their swimming pursuits. It gave regional swimmers and coaches the opportunity to represent their clubs with pride and passion. Thanks to the technical officials, coaches, and parents for making this meet so special for our regional swimmers.



CVSA	1 Camp	6 Development Clinics
	109 Swimmers	14 Clubs
	4 Coaches	6 Support Staff
MPS	1 Camp	1 Development Clinic
	20 Swimmers	5 Clubs
	3 Coaches	3 Support Staff
SNC	7 Development Clinics	
	31 Swimmers	11 Clubs
	10 Coaches	5 Support Staff
SISA	1 Camp	2 Development Activities
	97 Swimmers	15 Clubs
	4 Coaches	3 Upskilled Technical Officials
SMNE	1 touring team (Singapore)	
	7 Development Clinics	178 Swimmers
	50 Clubs	14 Coaches



## AREA DEVELOPMENT

SNSW continued to support Area Development via the provision of Area Development grants. Five Areas delivered 27 activities across National Age Area Representative Squads (NAARs), Senior Age Area Representative Squad (SAARs) and Junior Age Area Representative Squads (JAARs).

SMNE invested Area funds into a touring team to Singapore. A team of 12 athletes competed at the 2023 Singapore Championships and won an impressive 32 medals – 14 gold and 7 out of nine relays. The swimmers competed in 12 races over four days and SMNE provided athletes with a subsidy to attend and coordinated tour logistics.

SNSW Management worked collaboratively with Area Presidents during the reporting period to develop a revised Area Development Program for 2024/25. Led by SNSW Regional Coaching Director Chris Myers, the program will aim to provide increased development opportunities across NSW including free development clinics and coach development sessions across each of our 12 Areas.

The purpose of the SNSW Area Development Program is to:

- » Bring together swimmers across NSW in a social and non-competitive environment to encourage participation in swimming.

- » Enhance participant skill acquisition and stroke development.
- » Provide coaches with development opportunities.

SNSW looks forward to delivering this program to our members in 2024/25 and would like to thank our Area Presidents and Committees for their important input into the development of the program.

## ENGAGE REGIONAL COACHES

Regional Coaching Director Chris Myers undertook his annual road show through regional NSW. This included attending the NENW Winter Area Championships in Armidale. This was a fabulous meet, and it was great to see so many coaches and swimmers in attendance in an area where there are not many heated pools.

Chris attended over 50 club programs and engaged with over 100 coaches (including 18 at the Forbes development day) along with Area Championships, local and national meets. He expertly delivered development squad activities in the Areas where swimmers and coaches benefited from his wealth of knowledge. Chris also lectured at the SCTA NSW Foundation Course and spoke at the Country Pool Managers Conference on the virtues of a strong relationship between Pool Managers, Coaches and Clubs.

As the lead conduit between SNSW and regional coaches, Chris continued to build relationships with coaches in a role that encompasses everything from elite programming advice to general support on everyday issues. In Quandialla, five parents qualified as coaches to grow their club and Chris was able to be on hand to support them embarking on their coaching journey.

Internationally recognised coach Greg Salter also embarked on an extensive tour across NSW, visiting a diverse array of swim clubs and engaging with coaches. His journey began with a visit to Shannon Comerford's program at Casino and during the season Greg visited nine clubs, including Port Macquarie, McKeon Swim School, Dapto, Corrimal, Alstonville, Coffs Harbour, Maitland, and Kingscliff, amongst others. Each interaction provided valuable insights into the unique challenges and opportunities within the NSW swimming community. From discussions with dedicated coaches to observing promising athletes in action, Greg's tours reaffirmed the importance of fostering a collaborative and supportive environment for coaches and swimmers. Greg's holistic approach to coach development and talent cultivation reflects the ongoing evolution of swimming in NSW. We thank the NSW Institute of Sport for their support of this initiative.

## REGIONAL COACHING PATHWAYS

Over the course of the year SNSW led coach development opportunities for regional coaches to attend Pathway Squad activities. A total of 14 regional coaches attended various pathway activities, including:

- » Flipper & Stroke Group camps staged at the AIS
  - » Internationally recognised SNSW Performance Centre Head Coaches Shannon Rollason and Sander Ganzevles were Stroke Group Lead Coaches with seven regional coaches involved over the two weekends. Seventeen regional swimmers attended the stroke camps.
  - » Jason Lewis (Orange Aquatic) also attended on a SNSW/sctaNSW scholarship
- » National Flippers Tour – Adelaide, South Australia
  - » Laura Brindley (Cruiz), Mitch Brown (Albury North Lavington) and Debby Tattoli (KPD) were team coaches on a highly successful tour – Seven regional swimmers attended.
- » Target Squad Camp at the AIS
  - » Michael Tattoli (KPD) and Tom Davis (Nelson Bay) attended the camp with a total of 11 regional athletes
- » Sharks Squad Training Days
  - » Over the two training days a total of six coaches and 13 athletes attended.



## LINK REGIONAL ATHLETES WITH PERFORMANCE CENTRES

SNSW progressed the concept of Performance Centres delivering value beyond the clubs and athletes that train within the centres by providing opportunities for regional athletes to attend these environments for training and clinics. By invitation, identified regional athletes and coaches attended Performance Centres for sessions and camps as part of their preparation of the 2024 Australian Age and Open Championships providing a vital link and development opportunity for both the athletes and coaches.

### JX clinics

The national Junior Excellence (JX) program recognises the performances of swimmers aged 9 – 13 to encourage and inspire the next generation of competitive swimmers. States and Territories are required to facilitate two clinics every 12 months. Such was the success of the first two clinics, SNSW requested to deliver a third within regional NSW.

Across three clinics, 450 young swimmers dived into skills, drills, dryland sessions, and interactive talks with Olympic and Paralympic athletes including Tim Hodge, Meg Bailey, Jasmine Greenwood and Matt Wilson. The feedback has been overwhelmingly positive, and there is considerable appetite for these clinics to continue. SNSW will deliver more clinics in 2024/25 with a regional focus.

SNSW will continue to broaden engagement between Performance Centres and our regional communities in 2024/25 through the introduction of Performance Centre clinics, some of which will see Performance Centre coaches deliver clinics in regional NSW. These clinics will be designed to cater for athletes that qualify for the NSW State or Country Championships and invitations will also be extended to their coaches. Identified athletes and their coaches will also continue to be invited to our Performance Centres for training camps.





# TECHNOLOGY EVOLUTION

**Evolve systems and processes  
using technology**

## EVOLVING SYSTEMS

SNSW invested in upgrades to financial systems and processes via the introduction of a revised financial technology stack including Xero and Dext platforms.

The introduction of these platforms has enabled Management to improve financial reporting and transparency and removed outdated systems and processes. SNSW would like to thank Sports Accounting Australia for partnering with us on this critical project.

Management continues to work with information technology provider Datcom to improve our IT systems and processes including striving to achieve improved cyber maturity.

SNSW continued to work with Swimming Australia and other States to improve the national Swim Central platform to ease the burden on volunteers. Importantly, Service NSW made significant updates to their provision of the Active Kids Voucher, which required back-end changes in Swim Central. SNSW would like to thank Swimming Australia for their promptness in working with us to ensure that members could continue using vouchers through Swim Central.

SNSW also worked alongside Swimming Australia to improve reporting processes, relay entries, system security, non-swim meet events administered in Swim Central, and transaction refunds. SNSW is also strong advocate for ensuring event accreditation and Working with Children Checks are operational through the platform. We look forward to continuing to partner with Swimming Australia to build the Swim Central platform to be fit for purpose and reduce the administrative burden on volunteers.

Swimming Australia also released Swim Finder, a tool which

enables newcomers to the sport an easy way to locate pools, clubs and coaches in their area. Our CSOs worked diligently with Swimming Australia to ensure up to date data in Swim Central for clubs across NSW.

## OFFICE OF SPORT DATA CAPABILITY PROJECT

SNSW, along with two other SSO's (Athletics & Volleyball), worked closely with the Office of Sport in a trial of a new membership analysis tool. This software has many features that will provide useful data insights. Due to the success of the trial, this dashboard is being rolled out to all SSOs across NSW.

SNSW recognises the importance of data in driving our decision-making, and we are striving to ensure the data we obtain through our membership dashboard allows us to make thoughtful and proactive decisions. Some of the data available to us now includes percentage of members per Local Government Area's (LGA) population, various distance of travel to pools by members across the state, and membership types by LGA.

We are looking forward to further embedding this tool in our operations to shape our decision making. We thank the Office of Sport for supporting SNSW on this important project.

SNSW has commenced a review across digital platforms with the aim of consolidating websites and improving user experience. The project will aim to ensure SNSW members can readily access relevant information and services and that our sport can more effectively engage and attract new members.





# PRODUCT DIVERSIFICATION

Delivering new products and services

## NEW PRODUCTS

In 2023/24, SNSW pursued an ambitious agenda to roll out the Swim League product, aiming to host numerous events across Areas, schools and clubs.

Despite a few successful regional and metropolitan events, Swim League faced challenges and required review.

The analysis highlighted several issues, notably the promotion of a "Gala Day" for an event that generally took less than 2 hours. Delivery of Swim League events was highly customised making it difficult to scale the product across NSW. However, the review also identified strengths such as positive feedback on the event style to support participation in our sport and bridging the gap between school and club swimming.

The review resulted in the development of two new products that better meets the needs of the market. These initiatives include "School Splash," an out of the box product tailored for schools that encourages swimming participation and "Club Splash" aimed at linking children in learn to swim squads with clubs and also providing opportunities for clubs to grow membership. Both of these events have standardised formats making them readily available and easy to deliver.

A successful pilot with SLC Aquadot saw 70 swimmers take part in a Club Splash delivered across a series of club nights. Forty of these swimmers were already club members and 30 were new to the club. Of the 30 new participants, 12 have gone on to become members of the club and some of their siblings have also joined.

Throughout 2023/24, SNSW collaborated with Oly Timing to test new timing technology that once finalised has the potential to support clubs and Areas for future events. Spearheaded by Ben Ramsden, a SNSW technical official, the initiative is aimed to streamline timekeeping. In addition to granting access to SNSW events for testing purposes during the system's developmental phase, we also facilitated opportunities to validate Oly Timing's accuracy against the existing electronic timing setup at SOPAC. We look forward to seeing the potential of this product realised in the future.

SNSW is reviewing all available technologies to assist in the delivery of events. The Management team have engaged with other state swimming organisations that have installed the Hawk-Eye System. These types of technology are currently out of scope financially for SNSW to purchase. However, we are actively perusing ways in which funding for these developments might be achieved. The Hawk-Eye System would remove the need for volunteer time keepers at all SNSW meets.

## IMPROVING EXISTING PRODUCTS AND SERVICES



In February 2024, with the launch of new Sport Integrity Australia guidelines, SNSW took significant steps to ensure the safety and wellbeing of our young swimmers. Aligning our events with the best practices outlined by Sport Integrity Australia was paramount, especially concerning event photography and coach accreditation. Recognising swimming as a sport that demands heightened vigilance, SNSW implemented stringent measures to exercise greater control over the photography of our swimmers and access to the pool deck.

As part of our commitment to safeguarding, SNSW has instituted a policy prohibiting poolside photography by anyone other than accredited photographers at all SNSW events. This policy extends to athletes, parents, coaches, and officials. While photography remains unrestricted in spectator zones, SNSW has encouraged all clubs and Areas to adopt similar best practice standards tailored to their environments.





Coach accreditation has now been integrated into Swim Central, mirroring practices employed by Swimming Australia. Currently, coach accreditation is required for every event, with Working with Children Checks conducted prior to each event. Looking ahead, Swimming Australia is working towards automating this process in 2024/25, facilitating a more streamlined approach to ensure the safety and welfare of all participants. Our dedication to safeguarding children remains steadfast, underpinning every decision and initiative we undertake.

**Electronic Timing Equipment (ETE) review**

SNSW has historically provided electronic timing services to clubs and schools across NSW. An objective within

the 2023-2025 SNSW Business Plan was to review these services to ensure they were aligned with the mission of SNSW and the 2032 Strategic Plan. This project was critical due to ageing assets including touch pads that were becoming increasingly expensive to maintain.

As a result of the review, SNSW will:

- » Cease the use of our Swiss Timing System and touch pads.
- » Offer use of Colorado Dolphin and Wylas systems (without touch pads) for hire to affiliated clubs, noting that this service will not include an operator. A list of qualified operators will be shared with hiring clubs.
- » Clubs will be required to pick up and return the system from the SNSW office.

The above will form part of a phasing out of old systems and technology that will be replaced by new systems and suppliers within the market.

**Online Store**

The online capabilities of the SNSW Swim Shop have undergone significant enhancements, resulting in a more expansive and accessible range of products online. Transitioning from a focus solely on race suits to a comprehensive swim shop offering, the availability of stock online has broadened. This expansion has enabled SNSW to extend the benefits of the member discount to all members throughout NSW for their all swim equipment requirements.

With a remarkable increase in sales resulting in 367% growth, the store has upgraded its logistics infrastructure to facilitate quicker and more efficient order processing. Bolstered by an improved communications strategy, the SNSW Swim Shop, located within SOPAC, is poised to become an even more valuable resource for SNSW and our members.

**GROWING OUR SPORT AND MEMBERSHIP BASE**

In 2023/24, SNSW membership rose to 28,000 members including Life Members and the new Come and Try free 60-day membership. This is an outstanding achievement considering the amendments to the Active Kids Voucher Program, of which swimming was the highest sport for voucher use.

The Come and Try membership provides an opportunity to introduce participants to swimming and we hope to see its year one success continue. It can be used by clubs in the lead into membership season when purchasing a full membership does not make financial sense or for an introductory series of club nights or events like the SNSW Club Splash product.

SNSW will continue to work with Swimming Australia on suitable membership options to support membership growth and provide greater flexibility and opportunity to our

members. This discussion will be an initial focus area for the newly created SNSW Participation Committee.

SNSW introduced several new collaborations in 2023/24, aimed at providing increased value to our members and affiliated clubs. These included FLUIDRA, a commercial pool equipment company offering a discount to SNSW member clubs (and the aquatic centres they use) and global apparel brand Mizuno offered a discount on footwear. Management will continue to foster partnerships with organisations interested in providing tailored discounts to our members and audiences.

Our partnership efforts will be supported by the newly established SNSW Commercial Committee, designed to identify and recommend strategies that maximise commercial opportunities and develop philanthropic and commercial networks for SNSW. In a restricted economic environment in which investment in Olympic and Paralympic sports is decreasing, this Committee will play a pivotal role in building our financial sustainability.

SNSW also continued to partner with the NSW Government to seek increased investment in our sport and to improve opportunities for NSW to host national and international events. The Sydney Olympic Park Aquatic Centre provides a home for the majority of SNSW meets and this relationship is vital to ensuring our sport can afford to host meets at this Olympic / Paralympic legacy venue. We thank the NSW Government for supporting SNSW and Swimming Australia to host the 2023 National Short Course Championships in September.

SNSW welcomed the release of the Sport NSW Impact 32 – 2032 Brisbane Olympic and Paralympic Games Legacy Program in February 2024. Management worked closely with Sport NSW and other State Sporting Organisations to create this important strategy that calls for increased investment by the NSW Government in grassroots sport. By investing in programs, facilities, leadership, capability building and events, the NSW Government can support and encourage people of all ages and abilities to be active participants in sport. Hosting the Olympic and Paralympic Games in 2032 is the ideal backdrop for these investments.





# PERFORMANCE PATHWAYS

World class pathways

## PERFORMANCE PATHWAY PROGRAM

The 2023/24 SNSW Performance Pathway Program delivered many activities throughout the year, providing important opportunities to emerging athletes across NSW. The revised program was established following a review that included input from SCTA NSW, NSWIS and Swimming Australia.

The SNSW Performance Squad structure included the following:

### OLYMPIC PATHWAY

- » NSW National & State Flippers Squad (delivered in partnership with Swimming Australia)
- » NSW Target Squad
- » NSW Sharks Squad
- » NSW Open Water Squad

### NSW TEAM TOUR:

- » NSW National Flippers Squad Tour – South Australia

### PARA PATHWAY:

- » NSW Para Development Squad

### SNSW DEVELOPMENT PROGRAMS:

- » Regional Development Program
- » Junior Development Program



SNSW delivered 17 activities across the year that ranged from training days and camps to an interstate tour.

The SNSW Performance Pathway Program was launched at a Pathway Program Induction that was held at SOPAC to applaud the swimmers and coaches who have worked so hard to be selected onto the NSW Pathway. Attended by athlete guest speakers from NSWIS, Melissa Wu and Gordon Allen, who inspired with their journeys of becoming elite athlete, swimmers were presented with a certificate of recognition and SNSW squad cap, while coaches received a certificate and a coaching workbook. It was a wonderful opportunity for the athletes to meet their fellow squad members, as well as share what it means to be a member of the 'Mighty Blues' team.

Participation in the Performance Pathways Program across both Olympic and Paralympic Pathways encompassed the following:

 **5 Squads**



**1** Domestic touring team



154 swimmers and 67 coaches, from 55 different NSW/ACT programs

**21** Swimmers Regional Development Program

**24** Swimmers Junior Development Program



### NSW NATIONAL & STATE FLIPPERS SQUAD

Thirty-two athletes qualified for the NSW National & State Flippers Squad. As a national squad member, athletes received NSWIS servicing that included strength and conditioning, biomechanical analysis, and physiology support. The entire squad participated in testing days, where athletes followed Swimming Australia Talent ID benchmarking and testing protocols, dry land screenings and coaches received mentoring from NSW Technical Lead, Leigh Nugent.

The NSW National & State Flippers Squad also combined with the top Queensland Flippers athletes for a 7-day camp at the AIS. We continued with the 'LA Dreaming' theme, recognising the aspirations of this group to be a part of the 2028 Games.

The camp was led by Justin Rothwell (Manly) and Shaun Crowe (Nudgee) who worked with a team of six coaches from NSW and Queensland over three stroke groups. The NSW coaches who attended were Nick Dobson (Knox Grammar), Mitch Brown (Albury North Lavington) and Leanne Speechley (Knox Pymble). Also attending was Tatiana Matts (Macquarie Uni) who attended as a scholarship coach. The camp's focus was on skills within

race modelling, with a sport scientist attached to a group for the entirety of the camp. A huge thank you to Sean Byrne (NSWIS), Ethan Forge (QAS) and Gio Postiglione (Sydney University/Knox Pymble) who did an amazing job. The squad also took part in the ACT Winter Championships where they competed in two races. The races were filmed, and the skill component highlighted and a debrief was undertaken with each swimmer and the group coaches.

Once again collaboration between two states proved beneficial to those who attended. Thank you to Swimming QLD and the coaches and support staff involved in the camp. It was a great opportunity to bring the country's two largest swimming states together.

Another activity for this squad was the National Flipper Stroke Group Camps held over two weekends at the AIS. On the first weekend the Breaststroke and Freestyle groups came together led by Shannon Rollason and Nick Dobson (Breaststroke) and Sander Ganzevles and Paul Bruce (Freestyle). The camp was overseen by Leigh Nugent and attended by an additional six coaches. The second weekend brought together swimmers who were allocated to the Butterfly/Backstroke group and the Medley Group. These groups were led by Ben Tuxford and Amanda Isaac (Butterfly/Backstroke) and Justin Rothwell and Matthew

Brown (Medley) with an additional four coaches. Also attending both weekends were a Flipper group from Victoria led by Tracey Menzies-Stegbauer (Swimming Australia) with five coaches in attendance. Over the two weekends a total of 47 NSW athletes and 17 coaches came together for some great stroke specific sessions and left with newfound knowledge and skills to take back to their home programs. Thank you to Swimming Australia for their support of this initiative.

### NSW TARGET SQUAD

A total of 26 athletes were selected for the NSW Target Squad, qualifying from their results at the 2023 Australian Age & Open Championships. Athletes were selected from nine metropolitan and six regional clubs, with 17 coaches placing swimmers onto the squad.

The squad took part in the first round of testing (with the National & State Flippers Squad) to give them and the attending coaches the experience of the Swimming Australia Protocols/Testing. All the information from the testing was sent to home coaches.

The main activity for this squad was the Target Squad camp at the AIS over five days. The focus of the camp was set around skills within the race and specific targets established through a baseline test (included lactate testing) at the second session. The environment created by both the swimmers and coaches was outstanding with many swimmers attaining new PB's.

A huge congratulations to Gio Postiglione who devised the testing protocol and to the attending coaches. These included Steve Critoph (Barker), Pat Teleki (Knox Pymble), Tom Davis (Nelson Bay), Josh Stapley (The Hills), Ryan Frost (SOPAC) and Michael Tattoli (KPD).

### NSW SHARKS SQUAD

Forty-six swimmers between 13 – 16 years old were selected for the Sharks Squad following their performances at the 2023 Australian Age Swimming Championships. The activities of the squad were aimed at completing prescribed testing both in and out of the pool. It was also an opportunity to bring together some of our talented swimmers to provide holistic personal development and boost motivation to continue participating in the sport with their peers.

The squad completed two testing days and of particular interest was the strength and conditioning tests undertaken by Keiran Qaium that demonstrated the difference between the two testing opportunities where growth and strength attributes were recorded and compared. Thanks to Keiran and the 18 coaches who attended over the two days.



### NSW OPEN WATER SQUAD

The Open Water Squad travelled to the Sunshine Coast in Queensland for a training camp and to compete at the 2023 Queensland Open Water Championships.

The tour gave the swimmers the opportunity to practice open water skills and compete in a highly competitive environment. The group experienced a mix of pool training and open water sessions and were taken through stretching and activation routines with Kirsten Norden from Swimnastics. The final activity for the squad was competing at the 2023 Queensland Open Water Championships. There were some great results that included:

- » Macy Beuzeville (Warringah) – Gold Women's 15yrs 7.5km
- » Chloe Brodrick – Ginninderra) – Bronze Women's 16yrs 7.5km
- » Max Moylan (Cranbrook) – Gold Men's 17yrs 7.5km





### NSW NATIONAL FLIPPER SQUAD TOUR – ADELAIDE, SOUTH AUSTRALIA

A team of 15 swimmers and seven team coaches took part in the 2024 South Australian Open Championships in January 2024. The purpose was to bring our best swimmers together as a team to compete in a strong domestic competition.

The team managed some great results. Some of the performances over the three days included:

- » Marcus Da Silva (Cranbrook) – Gold Men’s 800m Freestyle, bronze Men’s 400m Freestyle, 4th Men’s 100m Freestyle in a time (49.45) that equalled the NSW State 17rs 100m record.
- » Bella Grant (Trinity Grammar) – Gold Women’s 200m Backstroke, silver Women’s 100m Backstroke, bronze Women’s 200m Butterfly.
- » Olivia Wunsch (Carlile) – Gold Women’s 50m Butterfly, silver Women’s 100m Butterfly, bronze Women’s 200m IM
- » The team also combined to win seven gold relay medals and broke two South Australia All Comers records.

### PARA DEVELOPMENT SQUAD

The Para Development Squad was selected from performances at the 2023 Australian Age & Open Championships. The squad consisted of 29 swimmers representing 25 clubs.

The Para Development Squad came together twice, in August 2023 and January 2024, both times the training days were held at Cranbrook School.

The activity in January was set over two days and was well received. On day one the swimmers undertook the Swimming Australia Para Testing Protocols. On day two the swimmers were divided into groups for filming and biomechanical support with an emphasis on their technique. After, they enjoyed a two-team competition where they went head-to-head in a variety of races. It was a great way to finish with both swimmers and coaches (and parents) really getting involved!

A big thank you to the Cranbrook School for their continued support of our Pathway Squad Programs.

### SNSW DEVELOPMENT PROGRAMS

#### Regional Development Program

Overseen by Regional Coaching Director Chris Myers, 21 talented swimmers hailing from regional NSW were invited to the AIS in October to participate in a four day training camp. The focus of the camp was developing all four strokes. There were six swim sessions conducted and presentations were given by Chris and Hayley Baker.

Thank you to the coaching group, led by Chris, Team Managers, Jen Noel (Coach/Manager) and Neil Rogers, the AIS and the ACT Performance Centre for their support in making the camp a success.

#### JUNIOR DEVELOPMENT PROGRAM

For the Junior Development Program, 12 metro-based and 12 regionally based swimmers were invited to take part in

a clinic, held at SOPAC during the NSW State Short Course Championships on Friday 1st September. Swimmers were invited to the clinic after achieving a top three placing in the 11/12 year girls and 12/13 year boys age groups at either Junior Metro or Country Championships in the Individual Medley events. Under the guidance of Coaching Director Jon Shaw and Regional Coaching Director Chris Myers, six coaches from around NSW led the swimmers through a skills-focused clinic on each stroke. Thank you to stroke lead coaches: Alex Clarke (Revesby), Brandon Lawrence (Kinross Wolaroi), Jen Noel (Mingara) and Dan Marshall (Carlile).

Benchmark Event: The pinnacle event identified by the National Sporting Organisation (NSO) each year (Olympic and Paralympic Games, Junior and Senior World Championships).

### NSW positioned as a national ecosystem leader for high performance programs

SNSW Performance Centres are high performance training environments, led by nationally and internationally recognised coaches and established to help talented athletes from across NSW develop to the highest levels of the sport.

SNSW operated the following Performance Centres during the reporting period:

- » SOPAC Performance Centre (in partnership with NSWIS and SOPAC)
- » ACU Blacktown (in partnership with the Australian Catholic University and Blacktown City Council)
- » ACT Performance Centre (in partnership with ACTAS)
- » NUsport Performance Centre (in partnership with the University of Newcastle)

In 2023/24, SNSW developed a partnership with Sutherland Shire Council and NSWIS to commence a Southern Performance Centre that will operate out of Sutherland Leisure Centre from April 2024. We thank Sutherland Shire Council for their significant support of this initiative that will provide important pathways for athletes and coaches within the local area. We also welcome Head Coach David Proud and Assistant Coach Alyce Bradac to the SNSW team.

In March 2024, SNSW joined forces with Newcastle University Sport and Regional Academies of Sport Ltd to support local talent. Regional Academies of Sport will provide performance support services including strength and conditioning, nutrition education and sport psychology sessions to identified athletes within the NUsport Swimming NSW Performance Centre.

Additionally, Head Coach Sander Ganzevles will extend guidance and coaching support to the swimming squads of the Hunter and Central Coast Academies of Sport for up to three training sessions annually.



Due to the planned redevelopment of Blacktown Aquatic Centre in 2025 and associated closure period, SNSW commenced a staged transition plan of service delivery for the ACU Blacktown Performance Centre. Support will continue to be provided to Head Coach Misha Payne and athletes preparing for the Paralympic Games through until September 2024. We look forward to an exciting future for Blacktown Aquatic Centre post the redevelopment project, providing critical aquatic infrastructure in NSW.

## 16 NSW athletes representing Australia at benchmark events this year

World Para Championships	World Junior Championships	World Aquatics Championships
<span style="font-size: 2em; font-weight: bold;">4</span> Athletes	<span style="font-size: 2em; font-weight: bold;">9</span> Athletes	<span style="font-size: 2em; font-weight: bold;">3</span> Athletes
<span style="font-size: 2em; font-weight: bold;">1</span> Coach	<span style="font-size: 2em; font-weight: bold;">2</span> Coaches	<span style="font-size: 2em; font-weight: bold;">3</span> Coaches



# AUSTRALIAN REPRESENTATION & SQUADS



## 2023 WORLD PARA SWIMMING CHAMPIONSHIPS – MANCHESTER, UK

Athlete	Club	Coach
Ricky Betar	Cruiz	Martin Roberts
Jasmine Greenwood	Cruiz	Martin Roberts
Tim Hodge	ACU Blacktown	Misha Payne
Ella Jones	Kincumber Pacific Dolphins	Hannah Watkins

Team Coach	Club
Misha Payne	ACU Blacktown

## 2023 WORLD JUNIOR CHAMPIONSHIPS – NETANYA, ISRAEL (AUSTRALIAN JUNIOR TEAM)

Athlete	Club	Coach
Tane Bidois	Knox Pymble	Nick Dobson
Jessica Cole	West's Illawarra	Pat Stellino
Marcus Da Silva	Cranbrook	Rebecca Wheatley
Jaimie DeLutiis	West's Illawarra	Pat Stellino
Alexander Foreman	Kincumber Pacific Dolphins	Debby Tattoli
Bella Grant	Trinity Grammar	Benjamin Tuxford
Isabella Johnson	Cruiz	Shannon Rollason
Josh Kerr	Manly	Justin Rothwell
Olivia Wunsch	Carlisle	Michaela Pattinson

Team Coach	Club
Benjamin Tuxford	Trinity Grammar
Michaela Pattinson	Carlisle

## 2023 COMMONWEALTH YOUTH GAMES – COUDA, TRINIDAD

Athlete	Club	Coach
Samuel Higgs	Warringah Aquatic	Cameron Gledhill
Lillie McPherson	Manly	Justin Rothwell

Team Coach	Club
Cameron Gledhill	Warringah Aquatic



**2023 WORLD CHAMPIONSHIPS – FUKUOKA, JAPAN**

Athlete	Club	Coach
Shaun Champion	Abbotsleigh	Amanda Isaac
Bradley Woodward	Mingara	Adam Kable (NSWIS)
Maddy Gough	Carlile	Chris Nesbit

Team Coach	Club
Amanda Isaac	Abbotsleigh
Adam Kable	NSWIS HUB
Chris Nesbit	Carlile

**2023 AUSTRALIA A TEAM – TYR PRO-CHAMPIONSHIPS, IRVINE, CALIFORNIA**

Athlete	Club	Coach
Haig Buckingham	SOPAC	Adam Kable (NSWIS)
Matthew Galea	SOPAC	Adam Kable (NSWIS)

**2023-24 SNSW PATHWAY SQUADS – OLYMPIC PATHWAY****NATIONAL & STATE FLIPPERS SQUAD**

Athlete	Club	Coach
<b>NSW National Flippers</b>		
Tane Bidois	Knox Pymble	Nick Dobson
Sydney Brown	Westes Illawarra	Pat Stellino
Haig Buckingham	SOPAC	Adam Kable
Jessica Cole	Westes Illawarra	Pat Stellino
Marcus Da Silva	Cranbrook	Rebecca Wheatley
Jaimie Delutiis	Westes Illawarra	Pat Stellino
Chloe Douglas-Byrne	Cruiz	Laura Brindley
Alexander Foreman	Kincumber Pacific Dolphins	Debby Tattoli
Matthew Galea	SOPAC	Adam Kable (NSWIS)
Bella Grant	Trinity Grammar	Benjamin Tuxford
Tameeka Johnson	Sydney Uni	Paul Bruce
Isabella Johnson	Cruiz	Shannon Rollason
Joshua Kerr	Manly	Justin Rothwell

Oscar Kreutzberger	North Albury	Mitchell Brown
Lillie McPherson	Manly	Justin Rothwell
Jamie Mooney	Wagga Wagga	Gennadiy Labara
Olivia Wunsch	Carlile	Michaela Pattinson

**NSW State Flippers**

Gabriel Gorgas	Knox Pymble	Leanne Speechley
Alistair Gorgijovski	Westes Illawarra	Pat Stellino
Joseph Hamson	Knox Pymble	Nick Dobson
Kayla Hardy	Cruiz	Shannon Rollason
Lexi Harrison	ACU Blacktown	Misha Payne
Rafaela Kopellou	SOPAC	Matthew Brown
Kai Lilienthal	Knox Pymble	Nick Dobson
Angus Menzies	Knox Pymble	Nick Dobson
Stuart Swinburn	City of Sydney	Adam Kable (NSWIS)
Anneke van Zoggel	SOPAC	Matthew Brown
Abbey Webb	Ginninderra	Shannon Rollason

**National Flipper - Open Water**

Daniel Carter	The Hills	Josh Stapley
Caleb Dryer	Trinity Grammar	Ben Tuxford
Samuel Higgs	Warringah	Cameron Gledhill
Euan Liney	Knox Pymble	Nick Dobson

**SNSW TARGET SQUAD**

Athlete	Club	Coach
Marius Boll	Carlile	Chris Nesbit
Koby Bujak-Upton	Knox Pymble	Nick Dobson
Mia Fildissis	SOPAC	Matthew Brown
Bianca Fuller	Cruiz	Shannon Rollason
James Gauci	SOPAC	Matthew Brown
Nicholas Gladen	Macquarie University	Tatiana Matts
Hayden Hoang	SOPAC	Matthew Brown
Talika Irvine	Westes Illawarra	Pat Stellino
Ava Jankovic	Valley Aquatic	Sam Frame
Chelsea Jones	Westes Illawarra	Pat Stellino
Matthew Kim	SOPAC	Ryan Frost
Sebastian King	Newington	Jared Goldthorpe
Sarah Locke	Westes Illawarra	Pat Stellino



<b>Dijana Mazumdar</b>	Barker	Steve Critoph
<b>Dominique Melbourn</b>	Warringah	Cameron Gledhill
<b>Ivy Miller</b>	Wests Illawarra	Pat Stellino
<b>Aya Milton</b>	Wests Illawarra	Pat Stellino
<b>Ella Mounter</b>	NUSWIM	Paul Sharman
<b>Ebony Nix</b>	Nelson Bay	Tom Davis
<b>Bree Spalding</b>	Kincumber Pacific Dolphins	Michael Tattoli
<b>Callum Thomas</b>	The Hills	Josh Stapley
<b>Ruby Tonelli-Smith</b>	Trinity Grammar	Benjamin Tuxford
<b>Gabriel Wilczak</b>	Trinity Grammar	Benjamin Tuxford
<b>Brayden Woodford</b>	Wests Illawarra	Pat Stellino
<b>Caleb Yago</b>	The Hills	Josh Stapley
<b>Bella Zhang</b>	Knox Pymble	Leanne Speechley

### SNSW OPEN WATER SQUAD

<b>Athlete</b>	<b>Club</b>	<b>Coach</b>
<b>Macy Beuzeville</b>	Warringah	Cameron Gledhill
<b>Chloe Brodrick</b>	Tuggeranong Vikings	Steve Meredith
<b>Daniel Carter</b>	The Hills	Josh Stapley
<b>Charlie Gray</b>	Revesby Workers	Alex Clarke
<b>Mitchell Hickey</b>	ACU Blacktown	Sarah-Jane Weir
<b>Noah Katehos</b>	SLC Aquadot	Alex Sheil
<b>Euan Liney</b>	Knox Pymble	Nick Dobson
<b>Max Moylan</b>	Cranbrook	Rebecca Wheatley
<b>Kai Robertson</b>	Revesby Workers	Alex Clarke
<b>Brodie Vella</b>	ACU Blacktown	Sarah-Jane Weir

### SNSW SHARKS SQUAD

<b>Athlete</b>	<b>Club</b>	<b>Coach</b>
<b>Malik Amin</b>	ACU Blacktown	Sarah-Jane Weir
<b>Charli Barbour</b>	Manly	Blake Medhurst
<b>Torrion Bartlett</b>	Knox Pymble	Steve Goodier
<b>Bridget Bass</b>	SLC Aquadot	Alex Sheil
<b>Ned Cane</b>	SOPAC	Ryan Frost
<b>Heli Childs</b>	PLC Sydney	Aaron Funnell
<b>Lachlan Davies</b>	Warringah	Cameron Gledhill
<b>Stella Dodwell</b>	St Catherine's	Richard Campbell

<b>Grayson Doig</b>	Trinity Grammar	Benjamin Tuxford
<b>Abbie Donelan</b>	Wagga Wagga	Gennadiy Labara
<b>Tilly Fickers</b>	Wests Illawarra	Pat Stellino
<b>Denise Grabe</b>	Campbelltown	Justin McEvoy
<b>Isabelle Hanger</b>	Cranbrook	Rebecca Wheatley
<b>Luke Higgs</b>	Warringah	Cameron Gledhill
<b>Gemma Humphery</b>	Wests Illawarra	Pat Stellino
<b>Joshua Jeung</b>	Trinity Grammar	Calum Timms
<b>Joseph Kim</b>	Knox Pymble	Steve Goodier
<b>Archie Kreutzberger</b>	North Albury	Mitch Brown
<b>Milla Lawrence</b>	Barker	Steve Critoph
<b>Jaya Lilienthal</b>	Knox Pymble	Leanne Speechley
<b>Kira Long</b>	Wenona	Michael Creighton
<b>Nicholas Macher</b>	Revesby Workers	Alex Clarke
<b>William Mackay</b>	Carlisle	Michaela Pattinson
<b>Jade Mayne</b>	SOPAC	Ryan Frost
<b>Chloe McCormack</b>	SLC Aquadot	Alex Sheil
<b>Jodie Mead</b>	Woy Woy	Graeme Carroll
<b>Cash Milner</b>	Kincumber Pacific Dolphins	Michael Tattoli
<b>Isobel Mulcahy</b>	Carlisle	Michaela Pattinson
<b>Jonathan Nam</b>	Trinity Grammar	Benjamin Tuxford
<b>Sylas Phillips</b>	ACU Blacktown	Sarah-Jane Weir
<b>Jaslyn Plummer</b>	Warringah	Cameron Gledhill
<b>Eva Potts</b>	Novocastrian	Ben Fricker
<b>Isabelle Rae</b>	Albury	Wayne Gould
<b>Mila Raven</b>	PLC Sydney	Aaron Funnell
<b>Asha Ring</b>	SOPAC	Ryan Frost
<b>Bailey Screen</b>	Warringah	Cameron Gledhill
<b>Alexandra Sharp</b>	Wenona	Michael Creighton
<b>Heidi Shumack</b>	SOPAC	Ryan Frost
<b>Brody Steele</b>	Kinross Wolaroi	Brandon Lawrence
<b>Lachlan Thompson</b>	Orange	Jason Lewis
<b>Sienna Toohey</b>	Albury	Wayne Gould
<b>Sterling Tuxford</b>	Trinity Grammar	Calum Timms
<b>Indianna Vale</b>	Knox Pymble	Rafael Rodrigues
<b>Felicity Walker</b>	Alstonville	Graham Walker
<b>Lily Young</b>	Woden	Yuriy Vdovychenko
<b>Dylan Zhou</b>	Knox Pymble	Steve Goodier



# 2023-24 SNSW PATHWAY SQUADS – PARA PATHWAY

## NATIONAL PARA FLIPPERS SQUAD

Athlete	Club	Coach
Amelie Springett-Kelly	City of Sydney	Karen Swinburn
Alexander Tuckfield	Southern Sydney	Gavin Stewart
Darren Sisman	Engadine	Craig Stevens
Chloe Osborn	AUC Blacktown	Mathew Robinson
Hannah Price	Campbelltown	Justin McEvoy
Mckinley Arnison	Alstonville	Graham Walker
Beau Matthews	SLC Aquadot	Alex Sheil
Riley Moore	Woy Woy	Graeme Carroll

## SNSW PARA DEVELOPMENT SQUAD

Athlete	Club	Coach
Georgia Bealing	Wenona	Michael Creighton
Rada (Jasmine) Bhummisri	City of Sydney	Karen Swinburn
Ethan Blockey	Macksville Marlins	Renee Pickvance
Stephanie Bruzzese	Trinity Grammar	Calum Timms
Declan Budd	Knox Pymble	Rafael Rodrigues
Millicent Campbell	NUSwim	Paul Sharman
Elizabeth Cockburn	Young	Kylie Rutter
Georgi Duggan	ACU Blacktown	Matt Robinson
Michelle Fawer	Engadine	Craig Stevens
Stella Flynn	Leichhardt	Angelo Basalo
Jack Gibson	Dapto	Phil McIlwraith
Knox Gibson	Orange	Jason Lewis
Alyssa Gillespie	Narrabeen	Analiene Melbourn
Emmeline Giraud	Randwick City	Pascal Giraud
Josh Graham	Young	Kylie Rutter
Ali Green	Ascham	Michael Mead
Maddison Hinds	Hornsby	Matt McSorley
Krystal Jessen	Aquablitz	Alyce Bradac
Harry Keane	Wagga Wagga	Gennadiy Labara
Summer Klein	Kincumber Pacific Dolphins	Richard Mathews

Savanah Maynier	Mingara	Jen Noel
Matilda Mobbs	Nepean	Jackie Barck
Lexie Phillips	Novocastrian	Ben Fricker
Emilee Pratt	Novocastrian	Ben Fricker
Poppy Richards	Sydney University	Paul Bruce
Daniel Rigby	Knox Pymble	Pat Teleki
Victoria Robinson	NUSwim	Paul Sharman
Gemma Sellick	Warringah	Sandi Edwards
Liam Togher	Knox Pymble	Pat Teleki
Jayden Van Stralen	Picton	Anna Barnes
Yasmine-Bella Younes	Bankstown Sports	Tony Sobkowski

# 2023-24 PATHWAY RECOGNITION PROGRAMS

## REGIONAL DEVELOPMENT PROGRAM


Athlete	Club	Coach
James Biddington	Woden Valley	Yuriy Vdovychenko
Caleb Cashman	Kinross Wolaroi	Brandon Lawrence
Charlie Della Franca	Griffith	Peter Della Franca
Baylee Edwards	Wagga Wagga	Gennadiy Labara
Millie Edwards	Coffs Harbour	Daniel Bannerman
Cameron Gawn	NUSwim	Paul Sharman
Jordan Gellatly	NUSwim	Paul Sharman
Sophie Hamilton	Novocastrian	Ben Fricker
Eva Keen	Forster	Peter Sanders
Hayden McGregor	Kincumber Pacific Dolphins	Michael Tattoli
Leah Pickvance	Macksville Marlins	Renee Pickvance
Isaac Rees	NUSwim	Paul Sharman
Ava Rollason	Cruiz	Shannon Rollason
Felicity Ruzek	Kincumber Pacific Dolphins	Richard Matthews
Jackson Schultz	Goulburn	Laura Brindley
Kyah Shipley	West Illawarra	Pat Stellino
Matilda Smith	Valley Aquatic	Sam Frame
Alicia Spiers	North Albury	Mitchell Brown
Stephanie Staniforth	Corrimal	Tracey Waters



<b>Cameron Waite</b>	Charlestown	Karen Leth
<b>Alexander Walker</b>	Charlestown	Karen Leth

### JUNIOR DEVELOPMENT PROGRAM

<b>Athlete</b>	<b>Club</b>	<b>Coach</b>
<b>Kaitlin Barry</b>	Carlile	Danny Marshall
<b>Coco Becker</b>	Coffs Harbour	Daniel Bannerman
<b>Bodi Bone</b>	Charlestown	Jen Noel
<b>Ruby Cooper</b>	Wagga Wagga	Gennadiy Labara
<b>Lukas Dunn</b>	Knox Pymble	Steve Goodier
<b>Ethan Haegebaert</b>	Knox Pymble	Steve Goodier
<b>Avery Koh</b>	Sydney PLC	Kevin Hyun
<b>Andre Labara</b>	Wagga Wagga	Gennadiy Labara
<b>Charlotte Lim</b>	Sydney PLC	Aaron Funnell
<b>Jocelyne Melbourn</b>	Warringah Aquatic	Lachlan Van Tempest
<b>Xavier Miles</b>	Narooma	Riley Miles
<b>Christopher Montana</b>	Trinity Grammar	Calum Timms
<b>Max Moore</b>	Knox Pymble	Patrick Teleki
<b>Hanna Mounter</b>	NUSwim	Paul Sharman
<b>Lexi Mulcahy</b>	Carlile	Danny Marshall
<b>Bryce Parish</b>	Camden	Joe Grant
<b>Charlie Potts</b>	Valley Aquatics	Sam Frame
<b>Campbell Quartly</b>	Woden	Yuriy Vdovychenko
<b>Georgia Robinson</b>	Ginninderra	Steve Merdith
<b>Ryan Sinclair</b>	Albury	Wayne Gould
<b>Samuel Skrabak</b>	Revesby Workers	Alex Clarke
<b>Charlotte Williams</b>	Kinross Wolaroi	Brandon Lawrence
<b>Lily Young</b>	Woden	Yuriy Vdovychenko
<b>Matilda Young</b>	Warringah Aquatic	Lachlan Van Tempest





# INFRASTRUCTURE & ACCESSIBILITY

Strengthen relationships with  
aquatic venue managers

## AQUATIC VENUES

The availability and access of water space remains an ongoing and significant challenge for our sport. SNSW would like to thank our venue partners for their invaluable support in the delivery of our competitions, camps, and Performance Centres:

- » Sydney Olympic Park Aquatic Centre
- » Australian Institute of Sport
- » Blacktown City Council
- » Sutherland Leisure Centre
- » NUsport (University of Newcastle)

SNSW successfully delivered the Country Regional Championships across three locations in 2024 including Wagga Wagga, Charlestown and Orange. We thank the local councils, aquatic venues, and Area Committees for making this possible. This event is a special celebration of regional NSW and provides a unique opportunity for our members to compete in regional locations.

SNSW supported several grant applications for aquatic venues across the state by meeting with Local Government, providing advice to developers, and sharing letters of support. We are pleased to see several aquatic venues within NSW successfully securing funding for venue upgrades and redevelopment.





# LEADERSHIP & GOVERNANCE

Develop our people to  
deliver against strategy

## DEVELOPMENT

An important part of the SNSW Strategic Plan is for staff to feel empowered within their roles and to have the capability and support to deliver against organisational objectives. In 2023/24, SNSW implemented revised staff excellence planning including Personal Excellence Plans and Professional Development Plans to support staff to achieve outcomes and progress their capability.

Development opportunities for staff included on the job learning and mentoring with senior staff and coaches partnering with junior team members on key projects and initiatives, attendance at industry seminars and workshops and webinar opportunities provided by Sport NSW, Sport Integrity Australia and the Office of Sport. The SNSW coaching team worked across NSW in partnership with SCTA NSW to support the development of coaches via delivery of the SNSW Coach Development Framework.

SNSW provided all staff with first aid and CPR training and provided WHS Committee Members with associated courses to meet legislative requirements.

## DEVELOP AND DELIVER SAFE SPORTING ENVIRONMENTS

SNSW continues to be recognised as a leading State Sporting Organisation in relation to the ongoing implementation of safe sporting initiatives. In 2023/24, SNSW completed the Office of the Children's Guardian Child Safe Assessment, an important step to improve safe practices in our sport.

The results of this Assessment will now be utilised to build a Child Safe Action Plan that will be placed on the SNSW website and reported against within future Annual Reports.

Member welfare matters were addressed in alignment with the National Integrity Framework and SNSW worked closely with the Swimming Australia Integrity Unit to strengthen our practices and educate our members. SNSW promoted the following education opportunities to members:

- » What to do when you receive an integrity complaint – Sport Integrity Australia
- » MPIO courses (ongoing) - Play by the Rules
- » Transporting and travelling with Children and Young People – Sport Integrity Australia
- » Recognising boundaries and managing behaviours - Sport Integrity Australia
- » Understanding Grooming in Sport - Sport Integrity Australia

In December 2023, SNSW supported Swimming Australia to communicate the National Integrity Framework to members, including a revised process for complaints. SNSW developed a new Integrity page on our website to provide members with access to information related to integrity matters.

As part of our commitment to safe sporting environments, SNSW improved pool deck access for events by revising coach accreditation processes and procedures with all coaches to now complete an online application prior to events and wear accreditation passes on pool deck at all times. Swimming



Australia will look to support states in this area with the planned roll out of a revised coach framework in 2025 and improvements to the accreditation processes provided by Swim Central. SNSW looks forward to working collaboratively with Swimming Australia on this project that will aim to provide consistency across all states and territories.

Following the release of Sport Integrity Australia's – "Photography and filming of children and young people in Sport" in February 2024, Management updated procedures in relation to photography at SNSW events. As a result, all event programs now explicitly say that no photography will be allowed poolside except for the official photographer. We thank our members for adhering to this important policy to keep our participants safe.

With the planned introduction of SNSW Touring Teams in 2024 and to ensure best practice environments for SNSW camps, Management introduced revised Touring Team and Camp Guidelines to align with the requirements of the National Integrity Framework and the NSW Child Safe Standards. All staff responsible for delivering tours and camps have been trained in the requirements of the guidelines.

## FIT FOR PURPOSE GOVERNANCE

SNSW continued to review our governance model to ensure it aligns with legislative requirements.

As part of ongoing policy reviews, Management revised the Code of Ethics and Confidentiality Policy to better align with the National Integrity Framework and organisational needs. The revised policy requires all SNSW directors and Committee members to sign a declaration and will be part of the onboarding process from 2024 onwards. A revised corporate level risk register and Enterprise Risk Management Framework were also established to support the effective identification and management of key organisational risks.

Financial capability and reporting were strengthened via the introduction of a revised financial technology stack including the introduction of Xero and Dext platforms. Upgrades to technology and a new partnership with Sports Accounting Australia have significantly improved the level of reporting provided to the SNSW Board and have enabled Management to achieve improved outcomes.



# COMMITTEE REPORTS

## AUDIT & RISK COMMITTEE

### MEETING ATTENDANCE

Member	Attendance 8 meetings held in the reporting period
Kerryn Divall (Chair)	8/8
Alexis Dodwell	7/8
David Kennedy	4/8
Tim LaForest	4/6
Todd Stevenson	5/6

### ROLES AND RESPONSIBILITIES OF THE COMMITTEE

The Audit and Risk Committee is established under Clause 30.7 of the Constitution of Swimming NSW (the Company) with the Charter set out in By Law 18. It is a standing committee of the Board without any executive function. The Committee assists the Board with the Company's governance and the exercising of due diligence throughout its operations while supporting the Board in the development of Board policy and monitoring the activity of the Company within the scope of its remit. The Committee also acts as a support to the Board in its strategic decision-making process by the review and provision of advice about:

- » the integrity and reliability of financial, budgeting and audit reporting processes (including the application of appropriate accounting policies)
- » the adoption of risk management strategies to manage/monitor both current and emerging financial and operational risks
- » the investment of the Company's surplus funds, and the performance of those investments and the investment manager
- » compliance with the Company's Work Health and Safety policies and practices, and relevant legislation
- » the protection of the Company's assets • the effectiveness of the Company's system of internal controls
- » the independence, objectivity and effectiveness of the annual audit process.

### MEMBERSHIP OF THE COMMITTEE

The Committee consists of two directors of the Company appointed by the Board (one of whom is to be Chair) and four independent persons also appointed by the Board. These independent appointees collectively possess appropriate financial and business skills and have a knowledge of the sport. The Committee is supported by

SNSW's CEO, Kirsten Thomson OLY, Finance Manager, Michelle Boon and General Manager, People & Services Daniel Blattman.

### WORK OF THE COMMITTEE

Throughout 2023/24, there was a continued focus to monitor the finances of Company. Pleasingly, the financial and cash flow position has considerably improved from the end of 2022/23. The other tasks undertaken included:

- » Reviewing the monthly management accounts and reporting to the Board on those accounts
- » Overseeing the preparation of the annual financials and making recommendations to the Board
- » Overseeing and reviewing the Company's Risk Management Framework
- » Overseeing the management of the investments of the Company
- » Monitoring compliance with the Company's work, health and safety obligations
- » Monitoring of the performance of the Company's retail shop at SOPAC
- » Reviewing the terms and coverage of the Company's insurance policies
- » Monitoring performance with relevant Board policies and making recommendations about proposed changes
- » Overseeing the preparation of the annual financial statements and the annual audit of those statements.

### MEMBERSHIP

Tim LaForest and Todd Stevenson joined the Committee in September 2023, and we appreciate their contribution to our organisation.

The Committee recognises Kirsten Thomson OLY, Michelle Boon and Daniel Blattman for their diligent and professional support.

**KERRY N DIVALL**  
CHAIR  
AUDIT & RISK COMMITTEE





## COMPETITIONS COMMITTEE

### What a busy 2023/24 season it has been. As we move into the 2024 winter season we can reflect on the events.

Our 2023 winter commenced well after the Australian Age and Open Championships. It is always a time when some swimmers take a bit of a rest and recharge the batteries ready to return to the hectic winter swimming schedule. Championships were well attended and gave our swimmers the chance to race fast and compete against quality opposition.

December saw our biggest meet (State Senior Champs) of the year and all those hard training hours paid off for many of our swimmers. Participation and support for the Championships was outstanding and gave our swimmers a great platform for them to keep moving forward during the season. While the sessions were long, there was some great swimming and laid the foundations for many to perform outstandingly during the season and carry these performances through to the Australian Age and Open Championships in April.

Our Country and Metropolitan Championship also gave our swimmers some fantastic race practise during the season and as always were well attended.

Of course, our Open Championships is our feature event on our competition calendar and this year it did not disappoint with high profile swimmers from around the country attending to get much needed racing in the lead-up to the Australian Olympic Trials and then on to Paris 2024. The Championships had some outstanding times being posted.

The committee has continued to have robust conversations around our competition programs and all have had great input into these discussions. There have been some changes to competition programs this year as we continue to try to improve our programs for all our swimmers and give them the best competition opportunities in Australia. We are trying to get dates and qualifying times for the next few seasons out to clubs early so coaches, swimmers and parents can do some forward planning.

I would like to thank the committee for their continued support and their collective work to plan the best ways to cater for all NSW swimmers. Your input is very much valued and appreciated. Thank you to James Hickman for his insights and valuable contribution to the committee since joining SNSW.

Thank you to our previous Events Manager Greta Bodie, who provided support to the committee over the last few years. We welcomed Melissa Gorgijovski, who has now filled this role. It is fabulous to have you on board Melissa.

A big thank you to the technical officials who have officiated at meets over the winter and summer seasons. Your commitment ensures our meets are professionally conducted and provide the best opportunities for all our swimmers.

Thank you to the Swimming NSW office staff who provide invaluable support to everyone throughout the year.

We look forward to continuing to provide the best competition for our swimmers.

GO THE MIGHTY BLUES

**NEIL ROGERS**  
CHAIR  
COMPETITIONS COMMITTEE

## TECHNICAL SWIMMING COMMITTEE

### A new Committee was appointed by the Board in April, 2023, with the members being Dave Cooper, Faye Lewis, Kayleen Murphy, Peter Shell, Graham Towle OAM (Chair) and John Williams.

The Board extended a huge thank you to the previous Committee members, some of whom had served a number of terms on the TSC.

The swimming year started with World Aquatics effecting rule changes on 1st and 21st February and these new rules were adopted by Swimming Australia and Swimming NSW and operated for the rest of the year.

Congratulations were extended to Murray Smith who was included in the World Aquatics Referees' List.

NSW Technical Officials were very well represented in the appointments to all of the Australian Championships throughout the year.

Some officials were also appointed to the World Championship Trials in Melbourne. In addition, Faye Lewis and Nick Keith officiated at the Pacific Games in the Solomon Islands in November.

Congratulations to all of our Technical Officials who represented NSW at all of the abovementioned Championships.

All of the NSW run swim meets throughout the year were very well run and the attendances by our Technical Officials were greatly appreciated. Heartfelt thanks to everyone for giving up their time to support the NSW meets this year.

New Para Swimming Rules were adopted and took effect from 1st June.

At the AGM in July, Service Excellence Awards were given to Chris Hayes OAM and Mark Payne. Also at the AGM Life Membership of Swimming NSW was granted to Lynn Lonngren and Graham Towle, OAM. Congratulations to these four people and thank you for the many years of service to Swimming NSW.

Also in July the Technical Swimming Committee Awards Ceremony was held. The Award winners were:- Appreciation Award - Darren Johnson; Berry Rickards Encouragement Award - Belinda Havron; ATSCC of the Year Award - Peter Ticehurst; Services to Officiating Award - Susan Towle; Officials' Official of the Year - Matt Neal; Open Water Technical Official of the Year - Kathy Thompson; Technical Official of the Year - Brett Patrick.

The Technical Forum was held in July and it was well attended. There were four sessions this year. Session 1 was "Assessments at Australian Swim Meets" and the presenters were Neil Rogers and Ken Jones. Session 2 was "Recent Changes in the Rules" presented by Faye Lewis. Session 3 was "Video Officiating and Hawk-Eye" presented by Faye Lewis. Session 4 was "Q and A Panel" presented by Faye Lewis, Murray Smith and Ken Jones.

Congratulations to Sue Worthington who was included in the World Aquatics Open Water Referees' List .

The Referees' Training Course was again conducted during the year and the modules were completed by the Technical Officials signed up for the program. Particular thanks to the TSC members Faye Lewis, Dave Cooper, John Williams and Peter Shell for their expert assistance in running these sessions throughout the year.

The TSC conducted a Technical Officials Development weekend at Woy Woy on 23rd and 24th September. Sincere appreciation to Murray Smith, Brett Patrick, Faye Lewis, Dave Cooper and John Williams for giving up their weekend to help develop the next wave of new Technical Officials.

The TSC during the year developed a Young Officials Program and a number of young officials have nominated to join the program that is moving forward and will be fully implemented in the next year.

In conclusion, thank you to all the members of the Technical Swimming Committee for their wonderful commitment and effort this year and sincere appreciation to the Staff in the NSW Office particularly, Josh Karp, who services the TSC Committee and is our very important link with our members.

**GRAHAM TOWLE, OAM**  
CHAIR  
TECHNICAL SWIMMING COMMITTEE



# FINANCIAL REPORT

For the year ended 31 March 2024

## DIRECTORS' REPORT

The directors submit the financial report of Swimming New South Wales Limited (the consolidated entity) for the financial year ended 31 March 2024.

### DIRECTORS

The names and details of directors throughout the year and at the date of this report are:

**Mr Christopher Fydler OAM, OLY**, B Comm, LLB (Hons), GAICD, Chair of Pymble Ladies College, Chief Executive Officer, tambla Ltd. President.

**Mrs Janelle Barnett**, Office Administration, Payroll Manager, Accredited Level 3 Swimming Referee

**Mr Ian Thorpe AM, OLY**, Board Member ReachOut, Chair of AIS Athlete Wellbeing and Engagement Committee

**Mrs Sarah Platts**, B.Ed Post Grad Human Resources Management; Director Catalyst Enhancing Performance

**Mr Benjamin Tuxford**, BA, M Teach (Primary), Accredited Gold Licence Coach, Director of Swimming, Trinity Grammar School, President sctANSW, (sctANSW representative)

**Ms Kerryn Divall**, B Comm, FCPA, GAICD, CFO / Company Secretary RSL NSW

**Ms Alexis Dodwell**, B Economics, LLB, Grad Dip Applied Corporate Governance, Non-Executive Director

**Mr Graeme Field**, ASM, BA, BHISc

**Mr Matthew Levy OAM, PLY**, MBA (Leadership), GAICD, founder of Matt Levy Mentoring and scholarships. 3x Paralympic Gold medallist. (Appointed 30/5/23)

### DIRECTORS' MEETINGS

The number of meetings of directors (including meetings of committees) held during the year and the numbers of meetings attended by each director were as follows:

	Directors' Meetings Attended	Directors' Meetings Eligible to Attend	Meetings of Committees	
			Audit & Risk Committee Meetings Attended	Audit & Risk Committee Meetings Eligible to Attend
Number of Meetings Held:	8		8	
Mr Christopher Fydler OAM OLY	7	8	n/a	n/a
Mr Benjamin Tuxford	6	8	n/a	n/a
Mr Matthew Levy OAM PLY	5	6	n/a	n/a
Mr Ian Thorpe AM OLY	4	8	n/a	n/a
Mrs Sarah Platts	8	8	n/a	n/a
Ms Kerryn Divall	7	8	8	8
Mrs Janelle Barnett	7	8	n/a	n/a
Ms Alexis Dodwell	6	8	7	8
Mr Graeme Field	6	8	n/a	n/a



# DIRECTORS' REPORT

## CORPORATE INFORMATION

Swimming New South Wales Limited is a company limited by guarantee and domiciled in Australia. The registered office and principal place of business of the company is Unit 29, 11-21 Underwood Road, Homebush, NSW, 2140.

## PRINCIPAL ACTIVITIES

The principal activities of the company during the financial year were:

- » To provide opportunities and pathways to enable everyone to enjoy swimming; and
- » To develop the potential of all participants

## KEY STRATEGY OBJECTIVES

The company's objectives are to:

- » Create and deliver clear and compelling performance pathways;
- » Ensure swimming is accessible to all;
- » Evolve the Swimming NSW product offering;
- » Enhance large and small engagement moments;
- » Use technology to innovate where opportunity exists; and
- » Facilitate regional growth and performance

## STRATEGY FOR ACHIEVING THE OBJECTIVES

To achieve these objectives, the company has adopted the following strategies:

- » Continue to support our Clubs and Areas through effective communication and well resourced programs and initiatives;
- » Reward and recognise the volunteers, technical officials, coaches and swimmers who contribute to our success;
- » In conjunction with Swimming Australia, promote, develop and implement the National Integrity Framework;
- » Review the sport's governance model to ensure it is fit for purpose;
- » Develop our volunteers to the highest standards nationally and retain them in the sport;
- » Develop partnerships that strengthen the value of the swimming brand and grow the profile of swimming;
- » Continue to evolve the SNSW event experience for all stakeholders; swimmers, coaches, volunteers and spectators;
- » Work with Swimming Australia to support the development of female coaches in our sport at all levels;
- » Create programs that ensure that our junior and non-elite level swimmers have a fun and enduring love of the sport;

- » Provide education and leadership to ensure swimmers, coaches and volunteers can thrive in a supportive and safe environment;
- » Create greater links between regional clubs and coaches and SNSW Performance Centres;
- » Continue to develop strong partnerships with aquatic infrastructure owners, operators and local government for the mutual benefit of our organisations;
- » In partnership with Swimming Australia and NSWIS, continue to develop and strengthen key programs to create more 'first-choice' Olympic & Paralympic High Performance programs in NSW;
- » Develop appropriate and well-resourced development activities for athletes at every level along the pathway and outcomes which achieved simultaneously will deliver the vision of Swimming NSW;
- » In partnership with SCTA NSW, continue to invest in the education, development and support of our coaches through our Coach Development Framework;
- » Continue to develop and invest in the Technical Official pathway from Area, to State, to National and to International level;
- » Launch the School Splash and Club Splash products to maximise their enjoyment for participants and scalability for new markets;
- » Increase the value proposition of current membership products through events and partnerships;
- » Create new products/offers that meet the needs of indigenous swimmers, swimmers with disability, and swimmers from culturally and linguistically diverse backgrounds;
- » Evolve our competition structures to be attractive to our members and encourage participation in our sport;
- » Continue to ensure that our IT systems and data are adequately protected against cyber security threats;
- » Develop technology that eases the burden on volunteers across the sport and improves overall organisational effectiveness;
- » Continue to support new technologies that improve our ability to communicate and engage with our members;

## SIGNIFICANT CHANGES

There were no significant changes in the state of affairs during the financial year.

## MEMBERSHIP

Swimming New South Wales Limited is a company limited by guarantee and without share capital. Member liability is limited to \$1 for payment of debts and liabilities of the company, should the company be wound up.

# DIRECTORS' REPORT

The number of members as at 31 March 2024 is 28,001 (2023: 26,789).

## EMPLOYEES

The company had 23 full-time equivalent (FTE) employees as at 31 March 2024 (2023: 19).

## DIVIDENDS

The company is a not for profit organisation and is prevented by its constitution from paying dividends.

## OPERATING RESULTS

The net loss from ordinary activities for the consolidated entity amounted to \$15,377 (2023: net loss of \$304,627).

The company's financial performance objective is to generate an annual financial return that sustains the business.

## SIGNIFICANT EVENTS AFTER THE BALANCE DATE

There have been no significant events occurring after balance date which may affect either the company's operations or results of those operations or the company's state of affairs.

## LIKELY DEVELOPMENTS AND EXPECTED RESULTS

The Directors continue to monitor the challenges associated with the cost of living including higher operating costs due to soaring energy and material prices.

If the business of the Company is impacted more severely than is currently projected, the Company will seek to take steps to appropriately restructure its operations.

## INDEMNIFICATION AND INSURANCE OF DIRECTORS

During the year, Swimming New South Wales Limited paid a premium for Directors' and Officers' liability insurance policies, which cover all Directors and Officers of Swimming New South Wales Limited. Details of the nature of the liabilities covered, and the amount of the premium paid in respect of the Directors' and Officers' insurance policies, are not disclosed, as disclosure is prohibited under the terms of the contracts.

## INDEMNIFICATION OF AUDITORS

To the extent permitted by law, Swimming New South Wales Limited has agreed to indemnify its auditors, Ernst & Young, as part of the terms of its audit engagement against claims by third parties arising from the audit (for an unspecified amount). No payment has been made to indemnify Ernst & Young during the financial year or since the financial year end.

## ENVIRONMENTAL REGULATIONS AND PERFORMANCE

The company is not subject to any particular or significant environmental regulation.

## AUDIT INDEPENDENCE AND NON-AUDIT SERVICES

The directors have received a declaration from the auditor of Swimming New South Wales Limited which can be found on page 77.

Signed in accordance with a resolution of the Board of Directors.



**C. FYDLER OAM**  
DIRECTOR



**K. DIVALL**  
DIRECTOR

Sydney  
Dated 28 May 2024



# CONSOLIDATED STATEMENT OF COMPREHENSIVE INCOME

FOR THE YEAR ENDED 31 MARCH 2024	Notes	CONSOLIDATED ENTITY	
		2024 \$	2023 \$
<b>REVENUE</b>			
Operating activities	3 (i)	5,162,977	4,586,822
Non-operating activities	3 (ii)	58,698	51,565
<b>Total revenue</b>		<b>5,221,675</b>	<b>4,638,387</b>
Cost of sales		635,609	611,512
Operating expenses		1,980,525	1,859,513
Employee benefits		2,506,637	2,362,307
Interest paid		2,563	1,124
Depreciation and amortisation		111,718	108,558
<b>Total expenses</b>		<b>5,237,052</b>	<b>4,943,014</b>
Net (deficit) for the year		(15,377)	(304,627)
<b>OTHER COMPREHENSIVE GAIN / (LOSS)</b>			
Fair value gain / (loss) on equity instruments measured at FVOCI		71,048	(57,896)
Other comprehensive gain / (loss) for the year		71,048	(57,896)
<b>Total comprehensive income / (loss) for the year</b>		<b>55,671</b>	<b>(362,523)</b>

The above Consolidated Statement of Comprehensive Income should be read in conjunction with the accompanying notes.

# CONSOLIDATED STATEMENT OF FINANCIAL POSITION

AS AT 31 MARCH 2024	Notes	CONSOLIDATED ENTITY	
		2024 \$	2023 \$
<b>CURRENT ASSETS</b>			
Cash and cash equivalents	4	1,374,971	1,474,346
Investments	5	80,000	300,000
Trade and other receivables	6	406,539	379,691
Inventories	7	148,370	168,192
<b>TOTAL CURRENT ASSETS</b>		<b>2,009,880</b>	<b>2,322,229</b>
<b>NON-CURRENT ASSETS</b>			
Investments	5	972,305	864,506
Property, plant and equipment	8	672,233	659,794
Right-of-use asset	15	69,141	88,178
Intangibles	9	76,661	95,444
<b>TOTAL NON-CURRENT ASSETS</b>		<b>1,790,340</b>	<b>1,707,922</b>
<b>TOTAL ASSETS</b>		<b>3,800,220</b>	<b>4,030,151</b>
<b>CURRENT LIABILITIES</b>			
Trade and other payables	10	1,222,784	1,436,013
Lease liabilities		19,950	21,090
Provisions	11	280,936	349,246
<b>TOTAL CURRENT LIABILITIES</b>		<b>1,523,670</b>	<b>1,806,349</b>
<b>NON-CURRENT LIABILITIES</b>			
Lease liabilities		50,484	67,479
Provisions	11	88,225	74,153
<b>TOTAL NON-CURRENT LIABILITIES</b>		<b>138,709</b>	<b>141,632</b>
<b>TOTAL LIABILITIES</b>		<b>1,662,379</b>	<b>1,947,981</b>
<b>NET ASSETS</b>		<b>2,137,841</b>	<b>2,082,170</b>
<b>MEMBERS' FUNDS</b>			
Accumulated funds		2,086,705	2,102,082
Fair value reserve of financial asset at FVOCI		51,136	(19,912)
<b>TOTAL MEMBERS' FUNDS</b>		<b>2,137,841</b>	<b>2,082,170</b>

The above Consolidated Statement of Financial Position should be read in conjunction with the accompanying notes.



# CONSOLIDATED STATEMENT OF CASH FLOWS

FOR THE YEAR ENDED 31 MARCH 2024	Notes	CONSOLIDATED ENTITY	
		2024 \$	2023 \$
<b>CASH FLOWS FROM OPERATING ACTIVITIES</b>			
Receipts from members, customers, sponsors and government		5,273,620	4,478,200
Payments to suppliers and employees		(5,502,628)	(4,776,035)
<b>NET CASH FLOWS FROM OPERATING ACTIVITIES</b>		(229,008)	(297,835)
<b>CASH FLOWS FROM INVESTING ACTIVITIES</b>			
Payments for property, plant and equipment and intangibles		(86,336)	(31,671)
Proceeds from investment sales		220,000	-
Interest received		16,667	7,265
Interest paid		(2,563)	(1,124)
<b>NET CASH FLOWS FROM INVESTING ACTIVITIES</b>		147,768	(25,530)
<b>CASH FLOWS FROM FINANCING ACTIVITIES</b>			
Payments for finance leases		(18,135)	(34,452)
<b>NET CASH FLOWS FROM FINANCING ACTIVITIES</b>		(18,135)	(34,452)
<b>NET (DECREASE) IN CASH HELD</b>		(99,375)	(357,817)
Add opening cash brought forward		1,474,346	1,832,163
<b>CLOSING CASH CARRIED FORWARD</b>	4	1,374,971	1,474,346

The above Consolidated Statement of Cash Flows should be read in conjunction with the accompanying notes.

# CONSOLIDATED STATEMENT OF CHANGES IN EQUITY

FOR THE YEAR ENDED 31 MARCH 2024	Accumulated funds \$	Fair value reserve of financial asset at FVOCI \$	Total members' funds \$
<b>At 31 March 2022</b>	2,406,709	37,984	2,444,693
Deficit for the year	(304,627)	-	(304,627)
Other comprehensive loss	-	(57,896)	(57,896)
<b>Total Comprehensive Income as at 31 March 2023</b>	2,102,082	(19,912)	2,082,170
<b>At 31 March 2023</b>	2,102,082	(19,912)	2,082,170
Deficit for the year	(15,377)	-	(15,377)
Other comprehensive income	-	71,048	71,048
<b>Total Comprehensive Income as at 31 March 2024</b>	2,086,705	51,136	2,137,841

The above Consolidated Statement of Changes in Equity should be read in conjunction with the accompanying notes.



# NOTES TO THE FINANCIAL STATEMENTS

## FOR THE YEAR ENDED 31 MARCH 2024

### 1. CORPORATE INFORMATION

The consolidated financial report of Swimming New South Wales Limited and its controlled entities (the consolidated entity) for the year ended 31 March 2024 was authorised for issue in accordance with a resolution of the Directors on 28 May 2024.

Swimming New South Wales Limited (the Company) is a company limited by guarantee and without share capital. It is incorporated and domiciled in Australia.

The nature of the operations and principal activities of the Company are described in the Directors' Report.

### 2. MATERIAL ACCOUNTING POLICY INFORMATION

#### (a) Basis of preparation

The consolidated financial report is a general purpose financial report, which has been prepared in compliance with the requirements of the Corporations Act 2001, Australian Accounting Standards – Simplified Disclosures and other authoritative pronouncements of the Australian Accounting Standards Board. The Group is a not-for-profit entity for the purposes of preparing this consolidated financial report. The consolidated financial report has been prepared on a historical cost basis, except for financial assets designated at fair value through OCI which have been measured at fair value.

The consolidated financial report is presented in Australian dollars.

The consolidated financial report has been prepared on a going concern basis, which contemplates continuity of normal business activities and realisation of assets and settlement of liabilities in the ordinary course of business.

Management have provided a detailed cash flow forecast to support the going concern assumption to the Directors. The Group operated at a profit in the financial year ended 31 March 2024 and the cash flow forecast supports the ability of the Group to continue as a going concern and pay its liabilities as and when they fall due.

The consolidated financial report does not include any adjustments relating to the recoverability and classification of recorded asset amounts or to the amounts and classification of liabilities that might be necessary should the entity not continue as a going concern.

#### (b) Statement of compliance

The consolidated entity is a not-for-profit entity which is not publicly accountable. Therefore the consolidated financial report of the consolidated entity is a tier two general purpose financial report which has been prepared in accordance with Australian Accounting Standards – Simplified Disclosures (including Australian interpretations) adopted by the Australian Accounting Standards Board (AASB) and the Corporations Act 2001.

The consolidated financial report complies with Australian Accounting Standards. Australian Accounting Standards contain requirements specific to not-for profit entities, including Standards AASB 116 Property, Plant and Equipment, AASB 136 Impairment of Assets and AASB 1004 Contributions.

#### (c) Basis of consolidation

For the year ended 31 March 2024, the consolidated financial report incorporates the financial statements of the Company and the entities controlled by the Company, being New South Wales Swimming Nominees Pty Ltd, NSW Swimming Foundation Trust and Swimming NSW Aquatic Management Pty Ltd.

Control is achieved where the Company has the power to govern the financial and operating policies of an entity so as to obtain benefits from its activities. The results of the subsidiaries included in the consolidated statement of comprehensive income are from the effective date of acquisition. All intra-group transactions, balances, income and expenses are eliminated in full on consolidation. In the separate financial statements of the Company, all intra-group transactions are generally accounted for by reference to the existing book value of the items.

#### (d) Changes in accounting policy, disclosures, standards and interpretations

##### *New and amended standards and interpretations*

The accounting policies adopted are consistent with those of the previous financial year except for the adoption of new standards and interpretations effective as of 1 April 2023.

There are several amendments and interpretations applied for the first time on 1 April 2023 as follows, but they do not have an impact on the consolidated financial statements of the Company: AASB 2021-2 Amendments to Disclosure of Accounting Policies, Definition of Accounting Estimates and Other Amendments (effective for annual reporting periods from 1 January 2023).

# NOTES TO THE FINANCIAL STATEMENTS

The amending standard made amendments to the following standards: Making Material Judgements – Disclosure of Accounting Policies – Amendments to AASB 7, AASB 101, AASB 134 Interim Financial Reporting and AASB Practices Statement 2.

The amendments to AASB 101 require disclosure of material accounting policy information, instead of significant accounting policies. Unlike 'material', 'significant' was not defined in the Australian Accounting Standards. The amendments to AASB Practice Statement 2 supplement the amendments to AASB 101 by illustrating how the four-step materiality process can identify material accounting policy information.

#### **Accounting Standards and Interpretations issued but not yet effective**

Certain Australian Accounting Standards and interpretations have recently been issued or amended but are not yet effective and have not been adopted by the Company for the annual reporting year ended 31 March 2024. The Company intends to adopt the new or amended standards or interpretations when they become effective.

#### (e) Cash and cash equivalents

Cash and short term deposits in the balance sheet comprise cash at bank and on hand and short term deposits with an original maturity of three months or less.

For the purposes of the consolidated statement of cash flows, cash and cash equivalents consist of cash and cash equivalents as defined above, net of outstanding bank overdrafts.

#### (f) Trade and other receivables

If not received at balance date, revenue is reflected in the Statement of Financial Position as receivables. Receivables are carried at original invoice amounts less allowance for doubtful debts. An allowance for doubtful debts is recognised approximating the lifetime expected credit loss of receivables calculated in accordance with AASB 9 Financial Instruments. Bad debts are written off when identified.

#### (g) Investments and other financial assets

A financial instrument is any contract that gives rise to a financial asset of one entity and a financial liability or equity instrument of another entity. The classification of financial assets at initial recognition depends on the financial asset's contractual cash flow characteristics and the consolidated entity's business model for managing them.

#### **Financial assets designated at fair value through OCI:**

Upon initial recognition, the consolidated entity can elect to classify irrevocably its equity investments as equity instruments designated at fair value through OCI when they meet the definition of equity under IAS 32 Financial Instruments: Presentation and are not held for trading. The classification is determined on an instrument-by-instrument basis.

Gains and losses on these financial assets are never recycled to profit or loss. Dividends are recognised as other income in the statement of profit or loss when the right of payment has been established, except when the consolidated entity's benefits from such proceeds as a recovery of part of the cost of the financial asset, in which case, such gains are recorded in OCI. Equity instruments designated at fair value through OCI are not subject to impairment assessment.

#### (h) Inventories

Trading stock is valued at the lower of cost and net realisable value. Inventories which are not treated as trading stock are held at cost.

#### (i) Intangibles

Intangible assets acquired are initially measured at cost.

The useful lives of intangible assets are assessed to be either finite or infinite. Intangible assets with finite lives are amortised over a 3 to 5 year useful life and tested for impairment whenever there is indication that the intangible asset may be impaired. The amortisation period and the amortisation method for an intangible asset with a finite useful life are reviewed at least at each financial year end. The amortisation expense on intangible assets with finite lives is recognised in the consolidated statement of comprehensive income in the expense category consistent with the function of the intangible asset.

#### (j) Trade and other payables

Liabilities are recognised for amounts to be paid in the future for goods and services received, whether or not billed to the company. Trade account payables are settled within 30 days.

#### (k) Provisions

Provisions are recognised when the consolidated entity has a present obligation (legal or constructive) as a result of past events, it is probable that an outflow of resources embodying economic benefits will be required to settle the obligation and a reliable estimate can be made of the amount of the obligation.



# NOTES TO THE FINANCIAL STATEMENTS

If the effect of the time value of money is material, provisions are discounted using a current rate that reflects the risk specific to the liability.

## (l) Leases

The Company assesses at contract inception whether a contract is, or contains, a lease. That is, if the contract conveys the right to control the use of an identified asset for a period of time in exchange for consideration.

### Company as a lessee

The Company applies a single recognition and measurement approach for all leases, except for short-term leases and leases of low-value assets. The Company recognises lease liabilities to make lease payments and right-of-use assets representing the right to use the underlying assets.

### Right-of-use assets

The Company recognises right-of-use assets at the commencement date of the lease (i.e., the date the underlying asset is available for use). Right-of-use assets are measured at cost, less any accumulated depreciation and impairment losses, and adjusted for any remeasurement of lease liabilities. The cost of right-of-use assets includes the amount of lease liabilities recognised, initial direct costs incurred, and lease payments made at or before the commencement date less any lease incentives received. Right-of-use assets are depreciated on a straight-line basis over the shorter of the lease term and the estimated useful lives of the assets, as disclosed in Note (m):

If ownership of the leased asset transfers to the Company at the end of the lease term or the cost reflects the exercise of a purchase option, depreciation is calculated using the estimated useful life of the asset.

The right-of-use assets are also subject to impairment. Refer to the accounting policies in Note (m)(ii).

### Lease liabilities

At the commencement date of the lease, the Company recognises lease liabilities measured at the present value of lease payments to be made over the lease term. The lease payments include fixed payments (including in-substance fixed payments) less any lease incentives receivable, variable lease payments that depend on an index or a rate, and amounts expected to be paid under residual value guarantees. The lease payments also include the exercise price of a purchase option reasonably certain to be exercised by the Company and payments of penalties

for terminating the lease, if the lease term reflects the Company exercising the option to terminate. Variable lease payments that do not depend on an index or a rate are recognised as expenses (unless they are incurred to produce inventories) in the period in which the event or condition that triggers the payment occurs.

In calculating the present value of lease payments, the Company uses its incremental borrowing rate at the lease commencement date because the interest rate implicit in the lease is not readily determinable. After the commencement date, the amount of lease liabilities is increased to reflect the accretion of interest and reduced for the lease payments made. In addition, the carrying amount of lease liabilities is remeasured if there is a modification, a change in the lease term, a change in the lease payments (e.g., changes to future payments resulting from a change in an index or rate used to determine such lease payments) or a change in the assessment of an option to purchase the underlying asset.

## (m) Property, plant and equipment

Buildings are stated at cost less accumulated depreciation and any impairment in value.

Plant and equipment are measured at cost less accumulated depreciation.

Land is not depreciated.

### (i) Depreciation

Items of property, plant and equipment are depreciated over their estimated useful lives.

The depreciation rates and methods used for each class of asset, for the current and previous years, are as follows:

	Depreciation rate	Depreciation method
Building	2.5%	Straight line
Motor vehicles	12.5%	Straight line
Office equipment	10%-33%	Straight line
Pool technical equipment	18%-33%	Straight line
Right-of-use asset	20%-33%	Straight line

### (ii) Impairment

The carrying values of property, plant and equipment are reviewed for impairment at each reporting date, with recoverable amount being estimated when events or

# NOTES TO THE FINANCIAL STATEMENTS

changes in circumstances indicate that the carrying value may be impaired.

The recoverable amount of property, plant and equipment is the higher of fair value less costs to sell and value in use. In assessing the value in use the estimated future cash flows are discounted to their present value using a discount rate that reflects current market assessments of the time value of money and the risk specific to the asset.

For an asset that does not generate largely independent cash inflows, recoverable amount is determined for the cash generating unit to which the asset belongs, unless the asset's value in use can be estimated to be close to its fair value.

An impairment exists when the carrying value of an asset or cash generating units exceeds its estimated recoverable amount. The asset or cash generating unit is then written down to its recoverable amount. For property, plant and equipment losses are recognised in the consolidated statement of comprehensive income.

### (iii) Derecognition and disposal

An item of property, plant and equipment is derecognised upon disposal or when no further future economic benefits are expected from its use or disposal.

Any gain or loss arising on derecognition of the asset (calculated as the difference between the net disposal proceeds and the carrying amount of the assets) is included in the consolidated statement of comprehensive income in the year the asset is derecognised.

## (n) Taxation

The company is a non-profit organisation formed for the development of swimming and is exempt from income tax. The company is registered for GST.

## (o) Employee entitlements

### (i) Wages, salaries, annual leave and time in lieu

Liabilities for wages, salaries, time in lieu and annual leave expected to be settled within 12 months of the reporting date are recognised in trade and other payables and provisions in respect of employees' services up to the reporting date. They are measured at the amounts expected to be paid when the liabilities are settled.

### (ii) Long service leave

The liability for long service leave is recognised in the provision for employees' benefits and measured as the present value of

expected future payments to be made in respect of services provided by employees up to the reporting date. Consideration is given to expected future wage and salary levels, experience of employee departures, and periods of service. Expected future payments are discounted using the market yields at the reporting date on notional government bonds with terms to maturity and currencies that match, as closely as possible, the estimated future cash outflows.

## (p) Revenue from contracts with customers

Revenue from contracts with customers is recognised when control of the goods or services are transferred to the customer at an amount that reflects the consideration to which the Company expects to be entitled in exchange for those goods or services. The Company has generally concluded that it is the principal in its revenue arrangements.

The specific recognition criteria described below must also be met before revenue is recognised.

### Membership registration fees

The performance obligation for the Membership Fees revenue is for the Company to provide a platform for participation for individuals to enter into swimming competitions in Australia. As such, revenues are recognised over the membership period.

### Swim meet entry fees

Swim meet entry fee revenue is recognised upon providing the performance obligation of holding the event of which the tickets have been purchased. Thus, revenue is recognised at a point in time.

### Retail sales

Retail sales revenue is recognised at the point in time when the performance obligation is met at the transfer of the goods to the customer.

### Squad income

Squad income is recognised at the point in time when the participant has enrolled or remains enrolled in the relevant swimming coaching program.

## (q) Government grants

Government grants are recognised where there is reasonable assurance that the grant will be received and all attached conditions will be complied with. When the grant relates to an expense item, it is recognised as income on a systematic basis over the periods that the related costs, for which it is intended to compensate, are expensed. When the



# NOTES TO THE FINANCIAL STATEMENTS

grant relates to an asset, it is recognised as income in equal amounts over the expected useful life of the related asset.

## (r) Other taxation

Revenue, expenses and assets are recognised net of the amount of GST except:

- » When the GST incurred on a purchase of goods and services is not recoverable from the taxation authority, in which case the GST is recognised as part of the cost of acquisition of the asset or as part of the expense item as applicable; and
- » Receivables and payables, which are stated with the amount of GST included.

The net amount of GST recoverable from, or payable to, the taxation authority is included as part of receivables or payables in the balance sheet.

Cash flows are included in the consolidated statement of cash flows on a gross basis and the GST component of cash flows arising from investing and financing activities, which is recoverable from, or payable to, the taxation authority are classified as operating cash flows.

Commitments and contingencies are disclosed net of the amount of GST recoverable from, or payable to the taxation authority.

## (s) Fair value measurement

The consolidated entity measures its financial instruments at fair value at each reporting date.

Fair value is the price that would be received to sell an asset or paid to transfer a liability in an orderly transaction between market participants at the measurement date. The fair value measurement is based on the presumption that the transaction to sell the asset or transfer the liability takes place either:

- » In the principal market for the asset or liability, or
- » In the absence of a principal market, in the most advantageous market for the asset or liability.

The principal or the most advantageous market must be accessible by the consolidated entity.

The fair value of an asset or a liability is measured using the assumptions that market participants would use when pricing the asset or liability, assuming that market participants act in their economic best interest.

A fair value measurement of a non-financial asset takes into account a market participant's ability to generate economic benefits by using the asset in its highest and best use or by selling it to another market participant that would use the asset in its highest and best use.

The consolidated entity uses valuation techniques that are appropriate in the circumstances and for which sufficient data are available to measure fair value, maximising the use of relevant observable inputs and minimising the use of unobservable inputs.

## (t) Comparatives

Where necessary, comparatives have been reclassified and repositioned for consistency with current year disclosures.

## (u) Significant accounting judgements, estimates and assumptions

The directors evaluate estimates and judgments incorporated into the financial report based on historical knowledge and best available current information. Estimates assume a reasonable expectation of future events and are based on current trends and economic data, obtained both externally and within the consolidated entity.

### Leases - Estimating the incremental borrowing rate

The Company cannot readily determine the interest rate implicit in the lease, therefore, it uses its incremental borrowing rate (IBR) to measure lease liabilities. The IBR is the rate of interest that the Company would have to pay to borrow over a similar term, and with a similar security, the funds necessary to obtain an asset of a similar value to the right-of-use asset in a similar economic environment. The IBR therefore reflects what the Company 'would have to pay', which requires estimation when no observable rates are available or when they need to be adjusted to reflect the terms and conditions of the lease. The Company estimates the IBR using observable inputs (such as market interest rates) when available and is required to make certain entity-specific estimates.

# NOTES TO THE FINANCIAL STATEMENTS

FOR THE YEAR ENDED 31 MARCH 2024	CONSOLIDATED ENTITY	
	2024 \$	2023 \$
<b>3. REVENUE</b>		
(i) Revenue from contracts with customers		
Retail sales revenue	1,229,662	1,144,136
Registration fees	1,262,108	1,097,643
Swim meet income	1,519,415	1,100,440
Squad income	408,619	363,924
Donations, sponsorships and government grants	712,528	781,181
Training subsidy income	20,340	76,558
Advertising	909	371
Other	9,396	22,569
<b>Total revenue from contracts with customers</b>	<b>5,162,977</b>	<b>4,586,822</b>
(ii) Non-operating activities		
Interest received	17,068	9,480
Dividends and distributions received	41,630	41,493
Fair value gain on redemption	-	592
<b>Total non-operating revenue</b>	<b>58,698</b>	<b>51,565</b>
<b>Total revenue</b>	<b>5,221,675</b>	<b>4,638,387</b>
(iii) Timing of revenue recognition		
Goods and services at a point in time	3,900,869	3,489,179
Goods and services transferred over time	1,262,108	1,097,643
<b>Total revenue from contracts with customers</b>	<b>5,162,977</b>	<b>4,586,822</b>

Swimming New South Wales Limited had a contract liability balance totalling \$629,686 as at 31 March 2024 (2023: \$574,516) comprising registration fees received in advance and prepaid funding income. These amounts are shown in note 10.



# NOTES TO THE FINANCIAL STATEMENTS

FOR THE YEAR ENDED 31 MARCH 2024	CONSOLIDATED ENTITY	
	2024 \$	2023 \$
<b>4. CASH AND CASH EQUIVALENTS</b>		
Cash on hand	2,000	2,500
Cash at bank+	1,372,971	1,471,846
	1,374,971	1,474,346

+Cash at bank earns interest at floating rates based on daily bank deposit rates. +Cash held by the NSW Swimming Foundation Trust, a discretionary trust, is only available for use by Swimming New South Wales Limited if the Trustee of the Trust, NSW Swimming Nominees Pty Limited makes, at its discretion, trust distributions, grants, or loans to Swimming New South Wales Limited. The Trustee is a controlled entity of Swimming New South Wales Limited. At year end, the NSW Swimming Foundation Trust held \$ 466,400 (2023: \$465,428) in cash balances.

## 5. INVESTMENTS

### Current

Term deposits	80,000	300,000
---------------	--------	---------

### Non-Current

Financial assets designated at fair value through Other Comprehensive Income	972,305	864,506
---	---------	---------

Cash on deposit has a maturity date greater than three months. Interest is received on these investments.

## 6. TRADE AND OTHER RECEIVABLES

Trade debtors	307,717	188,145
Allowance for impairment loss (a)	(1,644)	(2,430)
	306,073	185,715
Prepayments	74,746	109,994
Other Receivables	25,720	83,982
	406,539	379,691

(a) Allowance for impairment loss

Movements in the allowance for impairment loss were as follows:

At 1 April	2,430	2,430
Amounts provided for	-	-
Amounts written off	(786)	-
At 31 March	1,644	2,430

# NOTES TO THE FINANCIAL STATEMENTS

FOR THE YEAR ENDED 31 MARCH 2024	CONSOLIDATED ENTITY	
	2024 \$	2023 \$
<b>7. INVENTORIES</b>		
Swim Trade	40,329	37,414
Speedo Swim Shop stock	108,041	130,778
	148,370	168,192

## 8. PROPERTY, PLANT AND EQUIPMENT

Land and Building – at cost	1,023,923	1,023,923
Less: Accumulated depreciation	(477,246)	(451,648)
	546,677	572,275
Motor vehicle – at cost	39,196	39,196
Less: Accumulated depreciation	(20,415)	(15,515)
	18,781	23,681
Office equipment – at cost	336,116	286,097
Less: Accumulated depreciation	(253,131)	(245,440)
	82,985	40,657
Pool technical equipment – at cost	185,707	214,043
Less: Accumulated depreciation	(161,917)	(190,862)
	23,790	23,181
Total Property, Plant and Equipment - at cost	1,584,942	1,563,259
Less: Accumulated depreciation	(912,709)	(903,465)
	672,233	659,794



# NOTES TO THE FINANCIAL STATEMENTS

FOR THE YEAR ENDED 31 MARCH 2024	CONSOLIDATED ENTITY	
	2024 \$	2023 \$
<b>8. PROPERTY, PLANT AND EQUIPMENT (CONTINUED)</b>		
(a) Movements in carrying amounts		
Movements in the carrying amounts for each class of property, plant and equipment between the beginning and the end of the current financial year:		
<b>Land and Building</b>		
Balance at the beginning of year	572,275	597,873
Depreciation	(25,598)	(25,598)
Carrying amount at the end of the year	546,677	572,275
<b>Motor vehicle</b>		
Balance at the beginning of year	23,681	28,581
Depreciation	(4,900)	(4,900)
Carrying amount at the end of the year	18,781	23,681
<b>Office equipment</b>		
Balance at the beginning of year	40,657	37,321
Additions	67,679	21,347
Depreciation	(25,351)	(18,011)
Carrying amount at the end of the year	82,985	40,657
<b>Pool technical equipment</b>		
Balance at the beginning of year	23,181	24,849
Additions	12,386	7,485
Depreciation	(11,777)	(9,153)
Carrying amount at the end of the year	23,790	23,181
Total carrying amount at the end of the year	672,233	659,794

# NOTES TO THE FINANCIAL STATEMENTS

FOR THE YEAR ENDED 31 MARCH 2024	CONSOLIDATED ENTITY	
	2024 \$	2023 \$
<b>9. INTANGIBLES</b>		
Intangibles	173,401	173,401
Less: Accumulated amortisation	(96,740)	(77,957)
	76,661	95,444
Intangibles represent the development costs of the Swimming New South Wales Limited "SwimMate" digital app, the purchase of swimming biomechanical analysis software and the purchase of the Swim League Scoreboard app.		
<b>(a) Movements in carrying amounts</b>		
Movements in the carrying amounts for intangibles between the beginning and the end of the current financial year:		
Balance at the beginning of year	95,444	109,202
Additions	-	3,932
Amortisation	(18,783)	(17,690)
Carrying amount at the end of the year	76,661	95,444
<b>10. TRADE AND OTHER PAYABLES</b>		
<b>Current</b>		
Registration fees and subscriptions received in advance	620,755	510,260
Prepaid income	8,931	64,256
Creditors and accruals	593,098	861,497
	1,222,784	1,436,013
Trade payables are non interest bearing and are normally settled on 30 day terms.		



# NOTES TO THE FINANCIAL STATEMENTS

FOR THE YEAR ENDED 31 MARCH 2024	CONSOLIDATED ENTITY	
	2024 \$	2023 \$
<b>11. PROVISIONS</b>		
<b>Current</b>		
Employee entitlements - Annual leave and time in lieu	245,972	318,812
Employee entitlements - Long service leave	34,964	30,434
	280,936	349,246
<b>Non-Current</b>		
Employee entitlements - Long service leave	88,225	74,153

## 12. RELATED PARTY DISCLOSURES

The following table provides the total amount of transactions that have been entered into with related parties for the relevant financial year.

		Sales to related parties	Amounts owed by related parties
Other related party - SCTA NSW	2024	25,307	7,000
	2023	23,000	-

### Terms and conditions of transactions with related parties

Outstanding balances at the year end are unsecured and interest free and settlement occurs in cash. There have been no guarantees provided or received for any related party receivables or payables.

### Compensation of key management personnel of the Group

Compensation expense of key management personnel amounted to \$1,019,511 during the year ended 31 March 2024 (2023: \$781,743).

## 13. AUDITOR'S REMUNERATION

	2024 \$	2023 \$
Amounts received or due & receivable by Ernst & Young Australia for:		
- an audit of the financial report of the consolidated entity	42,000	43,000
- other audit services	3,198	-
	45,198	43,000

## 14. COMMITMENTS AND CONTINGENCIES

### Commitments

There were no commitments as at the reporting period which would have a material effect on the consolidated entity's financial statements as at 31 March 2024 (2023: \$nil).

### Contingent liabilities

At 31 March 2024 the Group has a contingent liability of \$10,000 in the form of a bank guarantee as security for the lease of retail space at SOPAC. This expires on 30 June 2025.

# NOTES TO THE FINANCIAL STATEMENTS

FOR THE YEAR ENDED 31 MARCH 2024	CONSOLIDATED ENTITY		
	2024 \$	2023 \$	2023 \$
<b>15. LEASES</b>			
<b>Consolidated entity as a lessee</b>			
The consolidated entity has lease contracts for photocopier equipment and a company motor vehicle. These leases generally have lease terms between 3 and 5 years. The consolidated entity's obligations under its leases are secured by the lessor's title to the leased assets. Generally the consolidated entity is restricted from assigning and subleasing the leased assets.			
Set out below are the carrying amounts of right-of-use assets recognised and the movements during the period:			
	Photocopier	Motor vehicles	Total
At 1 April 2023	83,382	4,796	88,178
Additions	-	6,272	6,272
Disposals	-	-	-
Depreciation expense	(17,377)	(7,932)	(25,309)
At 31 March 2024	66,005	3,136	69,141

Presented below is a maturity analysis of future lease payments:

Not later than 1 year	22,035	23,838
Later than 1 year and not later than 5 years	53,550	72,450
	75,585	96,288

## 16. PARENT ENTITY INFORMATION

Information relating to Swimming New South Wales Limited:

Current assets	1,634,520	1,940,535
Total assets	2,979,511	3,306,518
Current liabilities	1,623,370	1,903,865
Total liabilities	1,796,935	2,182,733
Members accumulated surplus	1,182,576	1,123,785
Total (deficit) for the year	(2,257)	(303,897)

The parent entity has resolved to guarantee the debts of Swimming NSW Aquatic Management Pty Ltd as and when they fall due. The parent entity has not resolved to guarantee the debts of any other subsidiaries. The parent entity has a contingent liability as per note 14. The contractual commitments of the parent entity are as per note 15.

## 17. EVENTS AFTER THE REPORTING PERIOD

There have been no significant events occurring after the reporting period which may affect either the consolidated entity's operation or results of those operations or the consolidated entity's state of affairs.



# DIRECTOR'S DECLARATION

In accordance with a resolution of the directors of Swimming New South Wales Limited (the Company), we state that:

In the opinion of the Directors:

- (a) the financial statements and notes of the Company and its controlled entities (the consolidated entity), set out on pages 60 to 75, are in accordance with the Corporations Act 2001, including:
- (i) giving a true and fair view of the financial position of the consolidated entity as at 31 March 2024 and of its performance, as represented by the results of its operations and its cash flows, for the year ended on that date; and
  - (ii) complying with Australian Accounting Standards - Simplified Disclosures and the Corporations Regulations 2001; and
- (b) there are reasonable grounds to believe that the company will be able to pay its debts as and when they become due and payable.

Signed in accordance with a resolution of the directors.



**C. FYDLER OAM**  
DIRECTOR



**K. DIVALL**  
DIRECTOR  
Sydney  
Dated: 28 May 2024

# AUDITOR'S INDEPENDENCE DECLARATION



Ernst & Young  
200 George Street  
Sydney NSW 2000 Australia  
GPO Box 2646 Sydney NSW 2001

Tel: +61 2 9248 5555  
Fax: +61 2 9248 5959  
ey.com/au

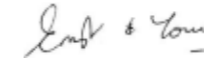
**Building a better  
working world**

## Auditor's independence declaration to the directors of Swimming New South Wales Limited

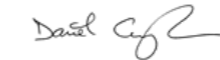
As lead auditor for the audit of the financial report of Swimming New South Wales Limited for the financial year ended 31 March 2024, I declare to the best of my knowledge and belief, there have been:

- a. No contraventions of the auditor independence requirements of the *Corporations Act 2001* in relation to the audit;
- b. No contraventions of any applicable code of professional conduct in relation to the audit; and
- c. No non-audit services provided that contravene any applicable code of professional conduct in relation to the audit.

This declaration is in respect of Swimming New South Wales Limited and the entities it controlled during the financial year.



Ernst & Young



Daniel Cunningham  
Partner  
28 May 2024

A member firm of Ernst & Young Global Limited  
Liability limited by a scheme approved under Professional Standards Legislation  
ACN 004 860 860



# INDEPENDENT AUDITOR'S REPORT



Ernst & Young  
200 George Street  
Sydney NSW 2000 Australia  
GPO Box 2646 Sydney NSW 2001

Tel: +61 2 9248 5555  
Fax: +61 2 9248 5959  
ey.com/au

## Independent auditor's report to the members of Swimming New South Wales Limited

### Opinion

We have audited the financial report of Swimming New South Wales Limited (the Company) and its subsidiaries (collectively the Group), which comprises the consolidated statement of financial position as at 31 March 2024, the consolidated statement of comprehensive income, consolidated statement of changes in equity and consolidated statement of cash flows for the year then ended, notes to the financial statements, including material accounting policy information, and the directors' declaration.

In our opinion, the accompanying financial report of the Group is in accordance with the *Corporations Act 2001*, including:

- Giving a true and fair view of the consolidated financial position of the Group as at 31 March 2024 and of its consolidated financial performance for the year ended on that date; and
- Complying with Australian Accounting Standards - Simplified Disclosures and the *Corporations Regulations 2001*.

### Basis for opinion

We conducted our audit in accordance with Australian Auditing Standards. Our responsibilities under those standards are further described in the *Auditor's responsibilities for the audit of the financial report* section of our report. We are independent of the Group in accordance with the auditor independence requirements of the *Corporations Act 2001* and the ethical requirements of the Accounting Professional and Ethical Standards Board's APES 110 *Code of Ethics for Professional Accountants (including Independence Standards)* (the Code) that are relevant to our audit of the financial report in Australia. We have also fulfilled our other ethical responsibilities in accordance with the Code.

We believe that the audit evidence we have obtained is sufficient and appropriate to provide a basis for our opinion.

### Information other than the financial report and auditor's report thereon

The directors are responsible for the other information. The other information is the directors' report accompanying the financial report.

Our opinion on the financial report does not cover the other information and accordingly we do not express any form of assurance conclusion thereon.

In connection with our audit of the financial report, our responsibility is to read the other information and, in doing so, consider whether the other information is materially inconsistent with the financial report or our knowledge obtained in the audit or otherwise appears to be materially misstated.

If, based on the work we have performed, we conclude that there is a material misstatement of this other information, we are required to report that fact. We have nothing to report in this regard.

A member firm of Ernst & Young Global Limited  
Liability limited by a scheme approved under Professional Standards Legislation



Page 2

### Responsibilities of the directors for the financial report

The directors of the Company are responsible for the preparation of the financial report that gives a true and fair view in accordance with Australian Accounting Standards - Simplified Disclosures and the *Corporations Act 2001* and for such internal control as the directors determine is necessary to enable the preparation of the financial report that gives a true and fair view and is free from material misstatement, whether due to fraud or error.

In preparing the financial report, the directors are responsible for assessing the Group's ability to continue as a going concern, disclosing, as applicable, matters relating to going concern and using the going concern basis of accounting unless the directors either intend to liquidate the Group or to cease operations, or have no realistic alternative but to do so.

### Auditor's responsibilities for the audit of the financial report

Our objectives are to obtain reasonable assurance about whether the financial report as a whole is free from material misstatement, whether due to fraud or error, and to issue an auditor's report that includes our opinion. Reasonable assurance is a high level of assurance, but is not a guarantee that an audit conducted in accordance with the Australian Auditing Standards will always detect a material misstatement when it exists. Misstatements can arise from fraud or error and are considered material if, individually or in the aggregate, they could reasonably be expected to influence the economic decisions of users taken on the basis of this financial report.

As part of an audit in accordance with the Australian Auditing Standards, we exercise professional judgment and maintain professional scepticism throughout the audit. We also:

- ▶ Identify and assess the risks of material misstatement of the financial report, whether due to fraud or error, design and perform audit procedures responsive to those risks, and obtain audit evidence that is sufficient and appropriate to provide a basis for our opinion. The risk of not detecting a material misstatement resulting from fraud is higher than for one resulting from error, as fraud may involve collusion, forgery, intentional omissions, misrepresentations, or the override of internal control.
- ▶ Obtain an understanding of internal control relevant to the audit in order to design audit procedures that are appropriate in the circumstances, but not for the purpose of expressing an opinion on the effectiveness of the Group's internal control.
- ▶ Evaluate the appropriateness of accounting policies used and the reasonableness of accounting estimates and related disclosures made by the directors.
- ▶ Conclude on the appropriateness of the directors' use of the going concern basis of accounting and, based on the audit evidence obtained, whether a material uncertainty exists related to events or conditions that may cast significant doubt on the Group's ability to continue as a going concern. If we conclude that a material uncertainty exists, we are required to draw attention in our auditor's report to the related disclosures in the financial report or, if such disclosures are inadequate, to modify our opinion. Our conclusions are based on the audit evidence obtained up to the date of our auditor's report. However, future events or conditions may cause the Group to cease to continue as a going concern.

A member firm of Ernst & Young Global Limited  
Liability limited by a scheme approved under Professional Standards Legislation



# INDEPENDENT AUDITOR'S REPORT



Page 3

- ▶ Evaluate the overall presentation, structure and content of the financial report, including the disclosures, and whether the financial report represents the underlying transactions and events in a manner that achieves fair presentation.
- ▶ Obtain sufficient appropriate audit evidence regarding the financial information of the entities or business activities within the Group to express an opinion on the financial report. We are responsible for the direction, supervision and performance of the Group audit. We remain solely responsible for our audit opinion.

We communicate with the directors regarding, among other matters, the planned scope and timing of the audit and significant audit findings, including any significant deficiencies in internal control that we identify during our audit.

Ernst & Young

Daniel Cunningham  
Partner  
Sydney  
28 May 2024

A member firm of Ernst & Young Global Limited  
Liability limited by a scheme approved under Professional Standards Legislation





# CHAMPIONSHIP SUMMARY

## WINTER SHORT COURSE SEASON 2023

SWIMMING NSW MEET	TEAMS	COMPETITORS	ENTRIES
Country Short Course Championships	78	795	3541
Metropolitan Short Course Championships	66	944	3395
Junior State Age Short Course Championships	95	783	2280
Senior State Age Short Course Championships	102	1133	3855

## SUMMER LONG COURSE SEASON 2023/24

SWIMMING NSW MEET	TEAMS	COMPETITORS	ENTRIES
Sydney Open inc. UniSport National Championships	116	536	1828
Junior Metropolitan Championships	60	696	2614
Senior State Age Championships	148	1858	7861
Open Water Championships	96	439	487
NSW Country Regional Meets (Across 3 Locations)	161	1314	7574
Country Championships	98	1221	5540
Senior Metropolitan Championships	67	1079	4060
Speedo Sprint Series Finals	12 Areas	930	2269
State Open Championships	130	895	2867
Junior State Age Championships	132	1253	3679



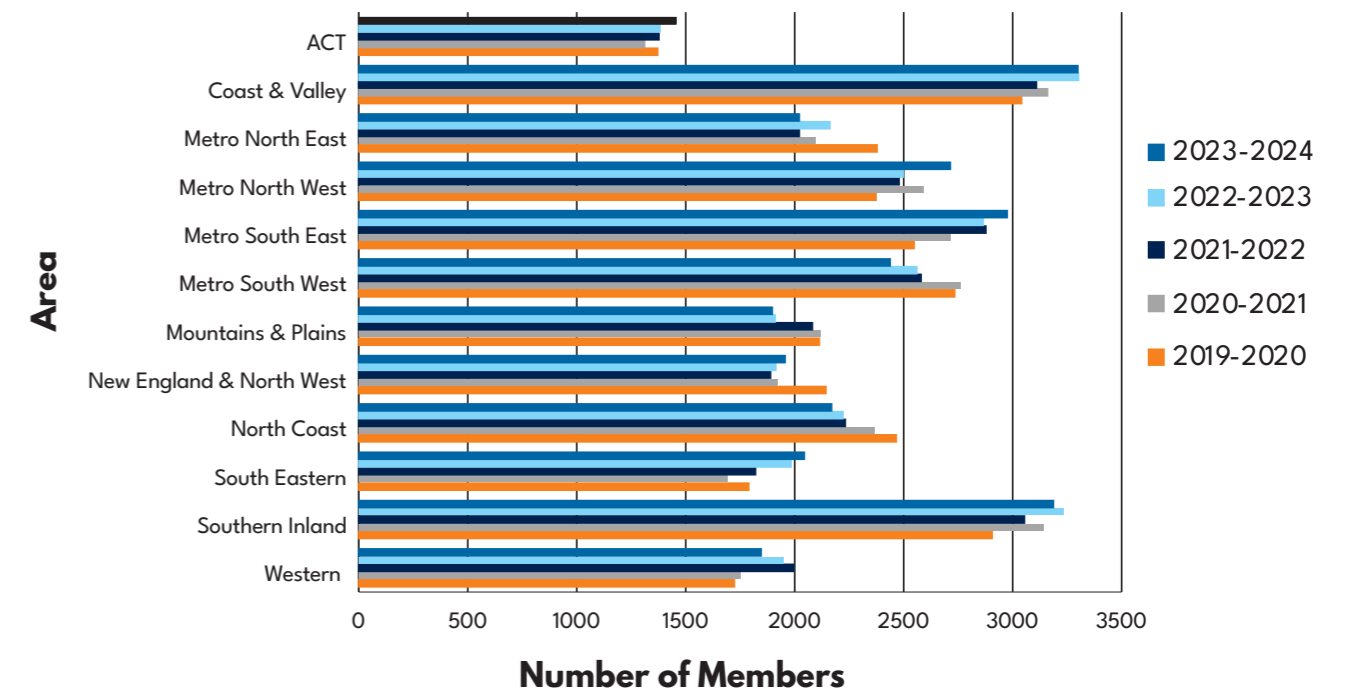




# CLUB MEMBERSHIP SUMMARY

## Membership Distribution by Area 2023-2024

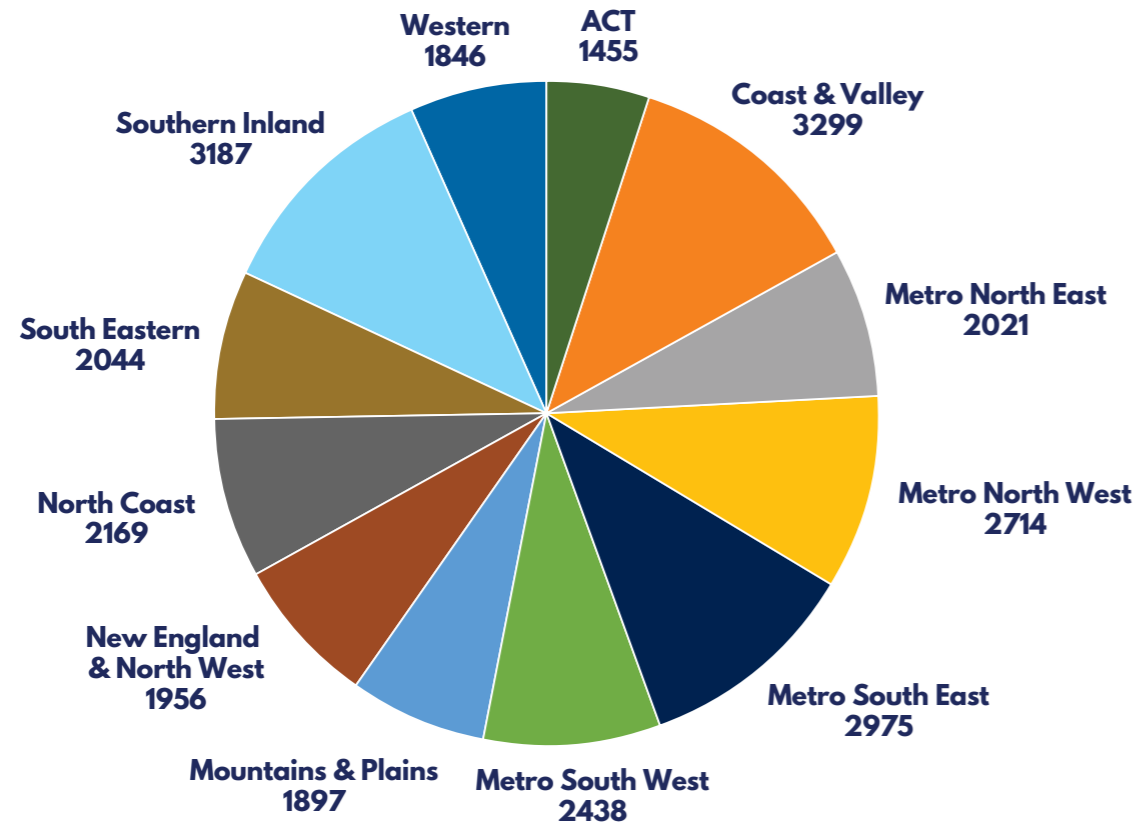
This table below depicts an historical snapshot of membership numbers for the 2019-2024 seasons by Area



Area	2022-2023	2023-2024	
ACT	1382	1455	▲
Coast & Valley	3302	3299	▼
Metro North East	2161	2021	▼
Metro North West	2498	2714	▲
Metro South East	2865	2975	▲
Metro South West	2560	2438	▼
Mountains & Plains	1910	1897	▼
New England & North West	1913	1956	▲
North Coast	2221	2169	▼
South Eastern	1983	2044	▲
Southern Inland	3234	3187	▼
Western	1950	1846	▼
<b>TOTAL</b>	<b>27979</b>	<b>28001</b>	▲



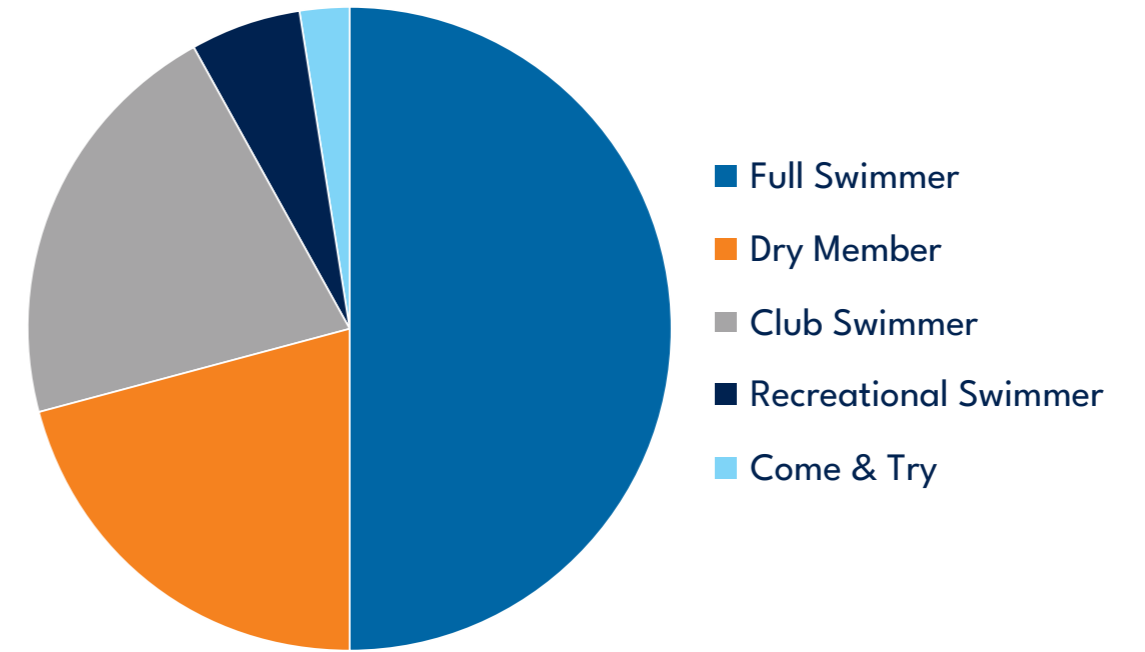
### Membership Distribution by Area 2023-2024



Area	2023-2024
ACT	1455
Coast & Valley	3299
Metro North East	2021
Metro North West	2714
Metro South East	2975
Metro South West	2438
Mountains & Plains	1897
New England & North West	1956
North Coast	2169
South Eastern	2044
Southern Inland	3187
Western	1846
<b>TOTAL</b>	<b>28001</b>

### Memberships by Category 2023-2024

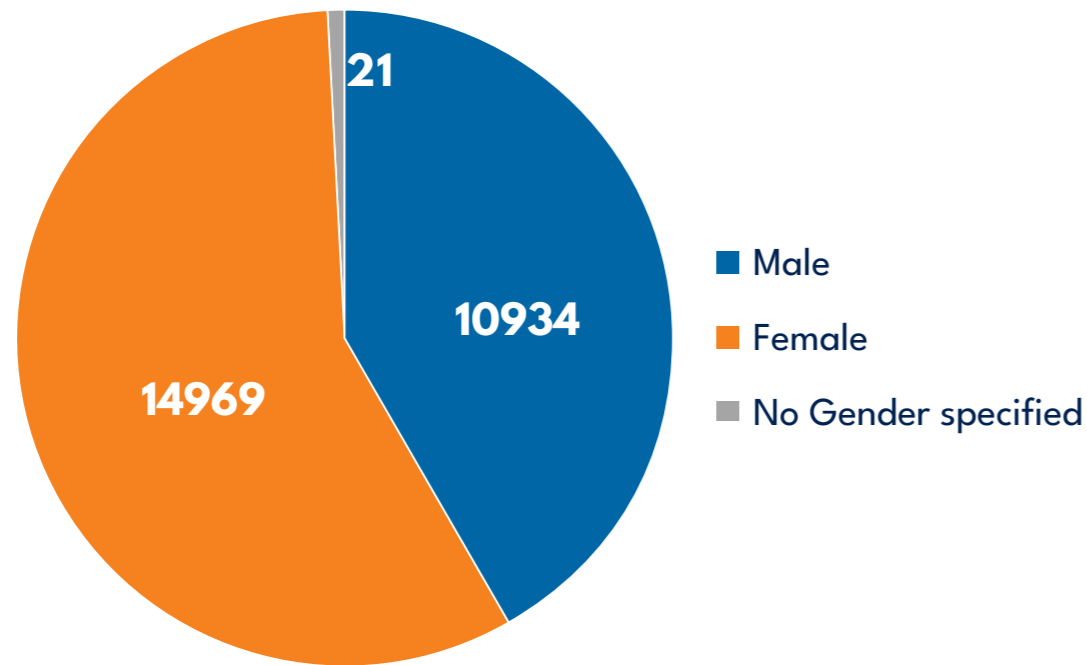
(does not include Life Members)



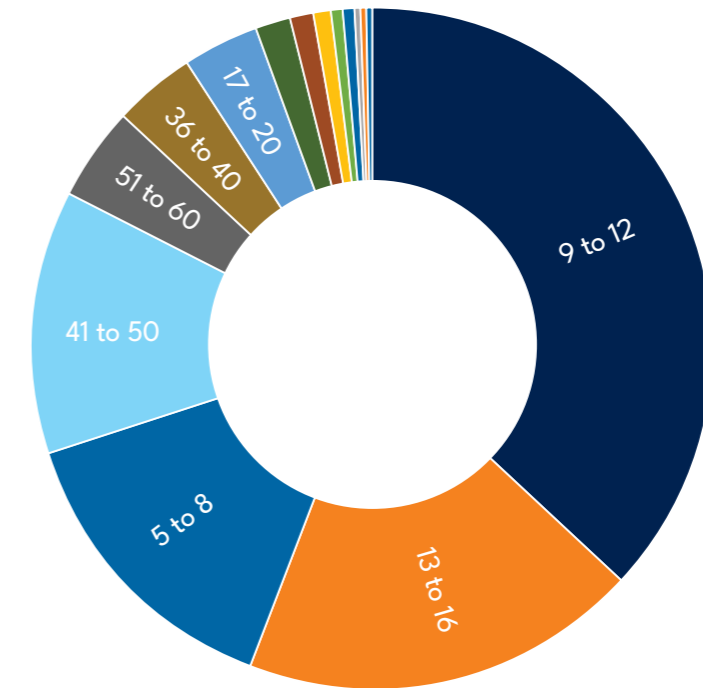
Member Type	2023-2024
Full Swimmer	13276
Dry Member	5582
Club Swimmer	5562
Recreational Swimmer	1504
Come & Try	603



### Membership by Gender 2023-2024



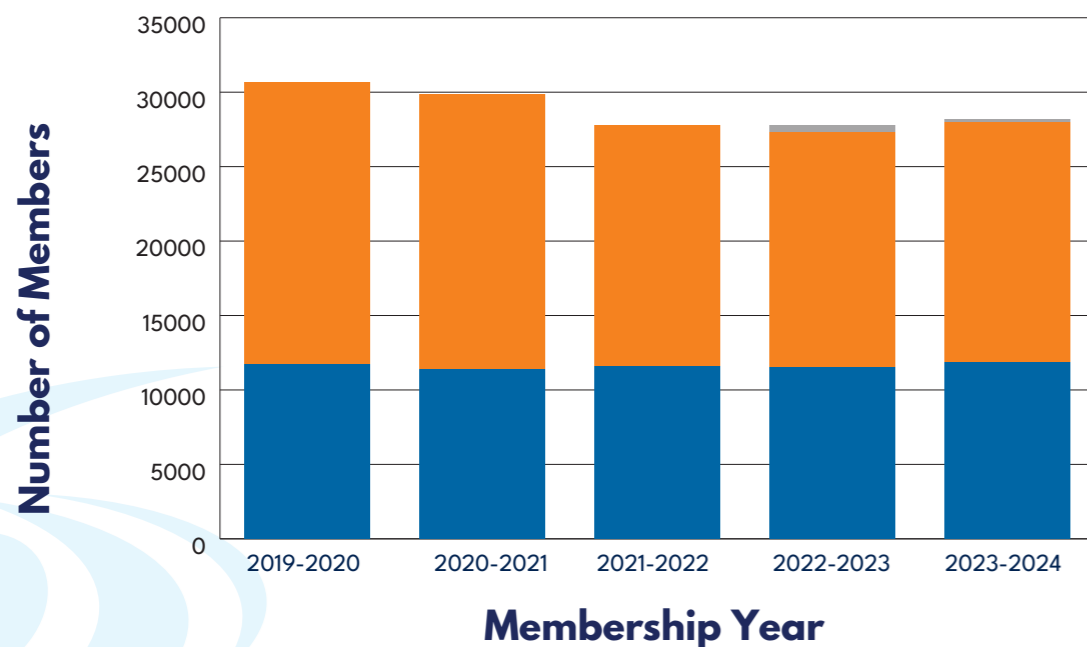
### Membership by Age 2023-2024



Gender	2019-2020	2020-2021	2021-2022	2022-2023	2023-2024
Male	11715	11400	11553	11490	11836
Female	18959	18481	16219	15809	16142
No Gender specified				51	21

Age (Years)	As at 31.03.2020	As at 31.03.2021	As at 31.03.2022	As at 31.03.2023	As at 31.03.2024
0 to 4	110	90	143	164	132
5 to 8	3737	3434	3434	3890	3698
9 to 12	9745	9363	9583	9924	9730
13 to 16	4970	5143	5467	5104	4893
17 to 20	1029	964	988	891	931
21 to 24	207	455	395	232	314
25 to 30	148	167	180	202	169
31 to 35	414	425	358	364	371
36 to 40	1272	1296	1111	1201	1062
41 to 50	3665	3861	3460	3392	3234
51 to 60	1315	1433	1373	1387	1100
61 to 70	573	554	560	571	204
71 to 80	292	312	327	345	74
81 to 90+	108	122	158	168	11
No Age				144	1

### Membership by Gender by Year





# CLUB MEMBERSHIP FIGURES 2019-2024

ACT													
	2018-19	2019-20	2020-21	2021-22	2022-23	Dry Member	Club Swimmer	Rec Swimmer	Full Swimmer	Come & Try	Life Member	TOTAL	% Change
Aquatots Sea Dragons	17	39	41	13	25	3	0	0	22	0	3	28	12.0
Braidwood	50	24	29	19	55	3	29	9	7	0	0	48	-12.7
Burley Griffin	195	206	128	147	161	73	0	67	58	0	3	201	24.8
Canberra	239	201	157	112	115	59	0	1	82	0	4	146	27.0
Crookwell	65	15	0	0	0	0	0	0	0	0	0	0	0.0
Cruiz	37	45	118	202	235	111	0	0	117	0	5	233	-0.9
Dickson	75	64	69	52	43	6	0	30	0	0	6	42	-2.3
Ginninderra	148	137	150	175	178	75	0	19	91	0	15	200	12.4
Goulburn	157	245	196	159	89	32	18	0	40	0	6	96	7.9
Queanbeyan Leagues	42	30	21	18	30	7	0	0	30	0	3	40	33.3
Telopea	38	60	38	31	30	3	0	1	6	0	14	24	-20.0
Tuggeranong Vikings	236	188	202	246	224	86	2	15	96	0	10	209	-6.7
Woden Valley	139	117	162	203	182	69	0	0	116	0	3	188	3.3
<b>TOTAL</b>	<b>1489</b>	<b>1371</b>	<b>1311</b>	<b>1377</b>	<b>1367</b>	<b>527</b>	<b>49</b>	<b>142</b>	<b>665</b>	<b>0</b>	<b>72</b>	<b>1455</b>	<b>6.4</b>

COAST & VALLEY													
	2018-19	2019-20	2020-21	2021-22	2022-23	Dry Member	Club Swimmer	Rec Swimmer	Full Swimmer	Come & Try	Life Member	TOTAL	% Change
All Coast Academy Swim Club	0	0	0	0	14	4	19	0	17	14	0	54	285.7
Beresfield	166	156	141	153	145	3	72	0	14	0	11	100	-31.0
Boolaroo Speers Point	148	22	165	215	229	1	67	95	0	0	14	177	-22.7
Branxton Greta	90	113	130	132	106	1	57	62	0	0	3	123	16.0
Central Newcastle	118	80	90	19	16	0	0	0	0	0	18	18	12.5
Cessnock	104	53	3	79	115	0	112	0	7	0	4	123	7.0
Charlestown	82	71	90	107	121	24	26	0	77	0	9	136	12.4
Clarencetown Comets	42	36	3	3	3	0	0	0	0	0	4	4	33.3
Coalfields United	317	79	172	171	219	8	75	0	106	0	3	192	-12.3
Dungog	58	1	1	81	51	1	0	37	2	0	3	43	-15.7
East Maitland Olympic	285	271	216	202	192	7	159	0	17	0	9	192	0.0
Gosford Stingrays	69	57	53	65	74	9	2	1	22	0	10	44	-40.5
Hunter	177	197	230	222	208	74	17	101	0	0	14	206	-1.0
Hunter Valley All Stars	48	42	39	48	37	5	8	17	0	0	3	33	-10.8
Jamie's	43	21	34	7	6	0	0	0	0	0	7	7	16.7
Kincumber Pacific Dolphins	353	181	206	173	193	33	102	0	92	0	9	236	22.3
Kurri Kurri	31	24	19	11	0	0	0	0	0	0	0	0	0
Macquarie Shores	35	20	39	36	43	5	0	0	36	0	6	47	9.3
Maitland	86	77	89	78	47	2	48	0	10	0	6	66	40.4
Mingara Aquatic	167	158	123	135	140	40	0	0	67	0	15	122	-12.9
Morrisset Meteors	64	55	38	1	0	0	0	0	0	0	0	0	0
Nelson Bay	44	34	38	37	48	11	0	0	25	0	4	40	-16.7
Newcastle Premiers	19	31	44	13	23	0	29	0	0	0	5	34	47.8
Novocastrian	162	143	162	135	153	15	38	0	101	22	7	183	19.6
NU Swim	202	234	154	200	235	110	0	0	142	6	2	260	10.6
Raymond Terrace	28	6	3	4	1	0	0	0	0	0	4	4	300.0
Singleton	143	98	130	123	95	8	21	0	44	31	4	108	13.7
Stockton	82	40	67	60	60	0	48	0	13	0	3	64	6.7
Swansea Sharks	88	124	91	105	93	31	54	0	5	13	3	106	14.0
Terrigal Orcas	0	0	0	27	45	0	0	0	0	0	0	0	-100.0
The Entrance	108	108	102	8	9	0	0	0	0	0	10	10	11.1
Tilligerry Stingrays	54	11	0	0	0	0	0	0	0	0	0	0	0
Titans	107	87	126	100	69	21	5	0	23	0	3	52	-24.6
Toukley	50	41	34	33	40	2	14	0	9	0	5	30	-25.0
Valentine Torpedoes	109	58	0	0	34	4	15	2	2	0	0	23	-32.4
Valley Aquatic	55	58	70	66	103	56	20	0	76	0	0	152	47.6
Wallsend Warriors	60	2	49	68	80	2	58	0	14	0	8	82	2.5
West Wallsend Indoor	88	70	11	9	6	0	0	0	0	0	7	7	16.7
Woy Woy	111	101	124	76	79	40	3	0	53	0	11	107	35.4
Wyee Point	41	29	27	55	53	0	16	0	44	0	0	60	13.2
Wyong	85	52	47	52	57	4	41	0	3	0	6	54	-5.3
<b>TOTAL</b>	<b>4119</b>	<b>3041</b>	<b>3160</b>	<b>3109</b>	<b>3242</b>	<b>521</b>	<b>1126</b>	<b>315</b>	<b>1021</b>	<b>86</b>	<b>230</b>	<b>3299</b>	<b>1.8</b>



METRO NORTH EAST													
	2018-19	2019-20	2020-21	2021-22	2022-23	Dry Member	Club Swimmer	Rec Swimmer	Full Swimmer	Come & Try	Life Member	TOTAL	% Change
Abbotsleigh	94	108	83	76	88	10	0	0	54	0	5	69	-21.6
Balmoral Swimmers	22	21	17	19	18	0	19	0	0	0	1	20	11.1
Brook Withers	7	20	23	0	0	0	0	0	0	0	0	0	0
Bush School Learn To Swim	201	110	16	16	16	0	0	0	0	0	16	16	0.0
Carlile	279	255	74	0	0	0	0	0	0	0	0	0	0
Ezyswim	64	71	10	0	0	0	0	0	0	0	0	0	0
Hunters Hill	19	30	17	45	43	4	0	0	3	0	1	8	-81.4
Knox Pymble	364	291	331	322	338	78	0	4	263	0	9	354	4.7
Ku-Ring-Gai	215	175	173	180	146	30	56	0	65	9	13	173	18.5
Lane Cove	306	253	258	295	292	24	141	0	95	0	20	280	-4.1
Manly Swimming Club	229	272	230	172	214	29	0	0	136	0	5	170	-20.6
Monte	40	33	12	0	0	0	0	0	0	0	0	0	0
Mosman	0	0	0	53	62	12	2	0	51	0	1	66	100.0
Narrabeen	144	153	188	172	161	42	24	7	44	0	8	125	-22.4
North Sydney	38	42	4	4	3	0	0	0	0	0	3	3	0.0
Northbridge	16	5	5	5	5	0	0	0	0	0	5	5	0.0
Ravenswood	150	143	121	108	140	55	11	0	58	0	2	126	-10.0
Seahorses	17	12	25	66	82	6	30	0	29	30	0	95	15.9
Shore	0	0	0	0	29	6	22	0	37	4	0	69	137.9
Terrey Hills	12	14	21	41	32	7	0	58	19	0	0	84	162.5
Warringah Aquatic	218	181	214	224	260	52	10	1	132	8	8	211	-18.8
Wenona	0	0	128	121	122	44	33	0	56	0	0	133	9.0
Willoughby	164	189	146	102	8	6	0	0	0	0	8	14	75.0
<b>TOTAL</b>	<b>2599</b>	<b>2378</b>	<b>2096</b>	<b>2021</b>	<b>2059</b>	<b>405</b>	<b>348</b>	<b>70</b>	<b>1042</b>	<b>51</b>	<b>105</b>	<b>2021</b>	<b>-1.8</b>

METRO NORTH WEST													
	2018-19	2019-20	2020-21	2021-22	2022-23	Dry Member	Club Swimmer	Rec Swimmer	Full Swimmer	Come & Try	Life Member	TOTAL	% Change
Auburn	96	92	94	70	73	7	0	0	57	0	7	71	-2.7
Balmain	8	4	4	4	4	0	0	0	0	0	4	4	0.0
Barker Aquatics	203	175	72	66	76	33	0	0	37	0	2	72	-5.3
Bluefins	33	38	49	54	73	10	12	0	47	0	2	71	-2.7
Carlile	0	0	0	71	230	37	21	0	195	40	4	297	100.0
Castle Hill RSL Dolphins	125	238	294	277	245	93	19	0	128	0	18	258	5.3
Coulter Barracudas	33	22	68	94	36	10	11	0	18	0	2	41	13.9
Drummoyne	133	132	123	136	121	5	99	7	1	0	10	122	0.8
Epping Bullets	54	30	68	3	3	0	0	0	0	0	4	4	33.3
Galston	130	59	78	15	8	4	0	0	0	0	4	8	0.0
Hawkesbury	121	100	129	89	49	4	21	0	6	0	0	31	-36.7
Hornsby	109	60	107	84	105	21	0	0	91	0	7	119	13.3
Loreto Normanhurst	0	85	133	115	73	17	6	0	42	0	0	65	-11.0
Macquarie University	128	130	149	101	117	18	14	0	113	50	2	197	68.4
Marrickville	66	89	124	111	1	0	0	0	0	0	1	1	0.0
Norwest	0	0	121	238	282	122	26	0	134	0	0	282	0.0
Parramatta City	253	217	136	122	261	6	80	100	105	19	8	318	21.8
Parramatta Memorial	63	38	45	55	48	7	43	0	0	4	3	57	18.8
Riverstone Dolphins RSL Youth	19	11	5	5	5	4	1	0	0	0	0	5	0.0
Ryde Swimming Club	321	234	273	238	22	2	0	0	8	0	9	19	-13.6
Sopac	247	225	219	220	188	109	0	6	125	0	5	245	30.3
Swim Infiniti	45	29	59	58	76	6	5	0	60	0	2	73	-3.9
Swimwest	119	68	41	50	82	39	0	0	40	0	11	90	9.8
The Hills	247	157	28	29	120	36	7	5	82	0	11	141	17.5
Top	0	0	0	5	0	0	0	0	0	0	0	0	100.0
Windsor	175	140	172	169	155	46	12	0	64	0	1	123	-20.6
<b>TOTAL</b>	<b>2728</b>	<b>2373</b>	<b>2591</b>	<b>2479</b>	<b>2453</b>	<b>636</b>	<b>377</b>	<b>118</b>	<b>1353</b>	<b>113</b>	<b>117</b>	<b>2714</b>	<b>10.6</b>



METRO SOUTH EAST													
	2018-19	2019-20	2020-21	2021-22	2022-23	Dry Member	Club Swimmer	Rec Swimmer	Full Swimmer	Come & Try	Life Member	TOTAL	% Change
Ascham School	15	20	8	2	2	2	0	0	3	0	1	6	200.00
Bondi	45	32	28	29	32	0	28	0	1	2	4	35	9.38
Carss Park	8	3	3	3	3	0	0	0	0	0	0	0	-100.00
City Of Sydney	189	101	215	238	183	19	51	0	120	39	0	229	25.14
Cook & Phillip	7	1	0	0	0	0	0	0	0	0	0	0	0.00
Cranbrook Aquatics	0	0	17	183	153	18	43	0	110	0	0	171	11.76
Cronulla	111	95	105	132	169	16	54	0	90	0	1	161	-4.73
Drlc Maroubra	142	123	39	50	74	5	0	0	76	0	9	90	21.62
Engadine	50	34	29	30	52	9	6	0	50	0	5	70	34.62
Jones	57	41	39	27	39	6	10	0	44	5	3	68	74.36
Jones Tempe Torpedoes	49	7	0	0	0	0	0	0	0	0	0	0	0.00
KRB Aquatics	221	194	191	182	210	1	119	0	110	0	2	232	10.48
Leichhardt	184	94	166	184	175	3	87	0	107	0	8	205	17.14
Maccabi	75	79	88	46	44	5	6	0	36	0	1	48	9.09
Menai	86	113	118	95	13	12	13	0	30	0	2	57	338.46
NC Aquatic	83	51	7	7	7	0	0	0	0	0	7	7	0.00
Newington	0	41	70	78	108	13	0	0	63	0	3	79	-26.85
North Ramsgate	32	36	41	36	29	0	25	0	0	0	10	35	20.69
Peakhurst	151	118	120	106	118	1	45	4	42	0	34	126	6.78
PLC Sydney	189	271	276	244	227	118	0	0	130	0	1	249	9.69
Randwick & Coogee	128	15	81	110	100	7	84	0	0	0	18	109	9.00
Randwick City	185	181	208	217	216	20	0	0	169	0	0	189	-12.50
Roselands	36	19	17	18	9	0	0	0	0	0	7	7	-22.22
Sans Souci Sea Devils	124	126	103	111	100	12	25	0	95	0	5	137	37.00
Sea's The Limit	24	12	8	29	32	4	0	0	17	0	0	21	-34.38
Sladem	34	20	24	37	27	0	0	0	2	0	8	10	-62.96
SLC Aquadot	187	163	162	151	144	15	0	0	82	4	6	107	-25.69
Southern Sydney	16	18	51	54	64	12	0	0	56	0	0	68	6.25
St Catherine's Aquatics	0	0	24	30	35	3	0	0	28	0	0	31	-11.43
St George	167	153	152	200	167	37	26	0	96	0	14	173	3.59
Sydney University	141	168	187	179	184	42	5	0	92	0	2	141	-23.37
Tivoli	81	74	56	68	72	1	10	2	45	0	4	62	-13.89
University of NSW	160	145	81	1	57	21	6	0	24	0	1	52	-8.77
<b>TOTAL</b>	<b>2977</b>	<b>2548</b>	<b>2714</b>	<b>2877</b>	<b>2845</b>	<b>402</b>	<b>643</b>	<b>6</b>	<b>1718</b>	<b>50</b>	<b>156</b>	<b>2975</b>	<b>4.57</b>

METRO SOUTH WEST													
	2018-19	2019-20	2020-21	2021-22	2022-23	Dry Member	Club Swimmer	Rec Swimmer	Full Swimmer	Come & Try	Life Member	TOTAL	% Change
ACU Blacktown	241	177	183	122	156	48	20	0	57	0	11	136	-12.8
Aquablitz Toongabbie	207	306	245	183	203	69	0	0	111	0	5	185	-8.9
Ashfield ASC Inc	100	84	118	122	122	9	86	0	0	0	26	121	-0.8
Atlantis	111	88	92	85	101	7	5	0	97	0	2	111	9.9
Bankstown Sports	41	37	35	38	41	12	3	1	38	0	3	57	39.0
Camden	138	112	106	140	105	33	42	0	62	0	13	150	42.9
Campbelltown	163	164	144	140	138	25	17	0	91	0	27	160	15.9
Chifley	67	145	92	86	25	0	0	0	0	0	0	0	-100.0
Dive In Penrith	54	92	59	50	31	7	27	0	6	0	1	41	32.3
Enfield	103	58	60	38	22	0	30	0	2	0	0	32	45.5
Holsworthy Hammerheads	57	93	2	2	2	0	0	0	0	0	2	2	0.0
Liverpool	82	7	60	59	54	3	0	0	7	0	8	18	-66.7
Macarthur Tritons	0	0	41	0	0	0	0	0	0	0	0	0	0
Macquarie Fields	53	66	50	64	71	4	31	0	23	0	12	70	-1.4
McCredie Park Aquatics	60	43	45	52	50	5	37	0	11	8	9	70	40.0
Merrylands	194	54	130	119	101	11	48	21	28	11	19	138	36.6
MLC Marlins	144	162	192	118	143	21	0	0	127	0	2	150	4.9
Mount Annan	144	114	102	109	100	17	4	0	58	8	0	87	-13.0
Mount Pritchard (Mounties)	97	121	95	100	77	23	0	0	49	0	1	73	-5.2
Nepean Aquatic Centre	226	99	184	240	273	100	35	0	113	0	1	249	-8.8
Penrith	36	172	1	37	37	2	16	11	0	0	0	29	-21.6
Penrith Rsl	6	1	30	1	1	0	0	0	0	0	1	1	0.0
Picton	122	28	142	124	103	4	25	0	80	11	2	122	18.4
Prairiewood	52	129	39	52	47	11	0	0	20	0	2	33	-29.8
Revesby Workers	145	48	174	158	140	25	0	0	99	0	1	125	-10.7
Ripples St Marys	133	147	154	162	92	27	17	0	68	0	23	135	46.7
SGAC Aquatic	67	145	0	0	0	0	0	0	0	0	0	0	0.0
Swim Club Emerton	69	42	19	18	9	0	0	0	0	0	0	0	-100.0
Trinity Grammar School	120	108	127	121	105	22	0	0	84	0	4	110	4.8
Wenden	51	37	40	40	23	10	15	0	0	0	8	33	43.5
<b>TOTAL</b>	<b>3083</b>	<b>2879</b>	<b>2761</b>	<b>2580</b>	<b>2372</b>	<b>495</b>	<b>458</b>	<b>33</b>	<b>1231</b>	<b>38</b>	<b>183</b>	<b>2438</b>	<b>2.8</b>



MOUNTAINS AND PLAINS													
	2018-19	2019-20	2020-21	2021-22	2022-23	Dry Member	Club Swimmer	Rec Swimmer	Full Swimmer	Come & Try	Life Member	TOTAL	% Change
Bathurst City	97	120	156	139	93	12	12	0	33	22	5	84	-9.7
Bathurst Swimming Academy Club	0	0	0	0	43	4	0	0	41	0	0	45	4.7
Blayney	59	13	44	46	39	6	0	0	45	0	4	55	41.0
Canowindra	113	120	119	120	110	9	0	0	84	0	3	96	-12.7
City of Orange	42	62	27	8	0	0	0	0	0	0	0	0	0
Condobolin	79	38	77	91	67	2	51	0	15	0	7	75	11.9
Cowra	129	115	118	116	105	15	22	4	46	0	5	92	-12.4
Cudal	77	57	59	64	71	3	0	0	71	1	2	77	8.5
Cumnock	37	38	43	47	40	0	0	0	53	9	0	62	55.0
Forbes Asc	83	62	49	64	65	9	35	17	9	0	11	81	24.6
Forbes Fins	327	282	276	245	219	20	91	79	44	0	2	236	7.8
Glenbrook	176	123	122	0	0	0	0	0	0	0	0	0	0
Grenfell	111	105	111	121	114	13	35	0	59	0	2	109	-4.4
Kandos Rylstone	60	59	70	67	49	3	39	0	3	0	3	48	-2.0
Katoomba RSL	74	51	40	49	55	13	5	0	24	4	9	55	0.0
Kinross Woleroi	77	72	48	61	52	8	0	0	53	0	7	68	30.8
Lake Cargelligo	18	24	9	4	2	0	0	0	1	0	2	3	50.0
Lawson	84	64	70	66	59	2	32	0	5	0	4	43	-27.1
Lithgow	116	92	86	97	75	15	13	0	22	10	6	66	-12.0
Lower Blue Mountains	0	0	0	166	163	15	33	0	98	0	12	158	100.0
Manildra	46	19	65	79	74	1	0	0	67	0	4	72	-2.7
Molong	88	91	86	91	84	12	0	0	84	0	0	96	14.3
Orange Aquatic	128	116	132	109	92	11	5	7	79	0	13	115	25.0
Parkes	145	137	123	118	109	15	0	0	90	0	3	108	-0.9
Peak Hill	36	34	39	22	19	14	0	0	39	0	0	53	178.9
Springwood	137	96	52	0	0	0	0	0	0	0	0	0	0
Titanium	35	25	0	0	0	0	0	0	0	0	0	0	0.0
Trundle	64	55	58	56	0	0	0	0	0	0	0	0	0
Tullamore	53	43	40	35	41	0	0	0	0	0	0	0	-100.0
<b>TOTAL</b>	<b>2491</b>	<b>2113</b>	<b>2119</b>	<b>2081</b>	<b>1840</b>	<b>202</b>	<b>373</b>	<b>107</b>	<b>1065</b>	<b>46</b>	<b>104</b>	<b>1897</b>	<b>3.1</b>

NEW ENGLAND AND NORTH WEST													
	2018-19	2019-20	2020-21	2021-22	2022-23	Dry Member	Club Swimmer	Rec Swimmer	Full Swimmer	Come & Try	Life Member	TOTAL	% Change
360 Scully Park	78	67	70	77	142	56	0	0	77	0	11	144	1.4
Armidale	1	1	1	1	0	0	0	0	0	0	0	0	0
Armidale Alligators	99	97	110	83	62	10	44	0	27	0	4	85	37.1
Barraba	30	34	0	0	0	0	0	0	0	0	0	0	0.0
Bingara	78	27	58	0	37	8	13	0	0	0	0	21	-43.2
Boggabri	51	37	0	0	0	6	23	0	0	0	0	29	0
Denman	121	101	79	79	61	10	16	0	12	16	3	57	-6.6
Glen Innes	129	123	147	161	142	31	2	0	76	0	5	114	-19.7
Gunnedah	170	131	127	145	157	61	8	14	90	0	6	179	14.0
Inverell	95	83	57	49	53	5	0	0	0	0	7	12	-77.4
Kootingal Moonbi	210	178	185	184	178	78	0	0	128	0	3	209	17.4
Manilla	39	34	67	44	40	4	24	0	7	13	1	49	22.5
Merriwa	30	9	31	25	6	4	0	0	0	27	0	31	416.7
Moree	117	139	11	14	6	0	0	0	0	0	0	0	-100.0
Mungindi	67	59	69	0	53	4	52	0	0	7	0	63	18.9
Muswellbrook	119	103	69	96	73	10	0	0	49	27	15	101	38.4
Narrabri Stingrays	171	132	107	133	94	21	5	0	35	0	0	61	-35.1
Nundle	45	42	39	26	28	1	0	0	0	0	0	1	-96.4
Quirindi	158	136	145	138	139	18	26	0	21	0	7	72	-48.2
Scone	116	89	121	143	104	12	0	0	101	0	0	113	8.7
Tamworth City	135	105	121	137	156	8	51	8	94	0	2	163	4.5
Tenterfield	105	72	69	65	62	24	0	0	46	0	1	71	14.5
Warialda	17	18	14	39	45	28	0	0	60	0	0	88	95.6
Wee Waa	97	219	158	89	59	24	41	0	20	0	0	85	44.1
Werris Creek	105	108	134	161	158	72	0	72	46	0	18	208	31.6
<b>TOTAL</b>	<b>2383</b>	<b>2144</b>	<b>1989</b>	<b>1889</b>	<b>1802</b>	<b>495</b>	<b>305</b>	<b>94</b>	<b>889</b>	<b>90</b>	<b>83</b>	<b>1956</b>	<b>8.5</b>



NORTH COAST													
	2018-19	2019-20	2020-21	2021-22	2022-23	Dry Member	Club Swimmer	Rec Swimmer	Full Swimmer	Come & Try	Life Member	TOTAL	% Change
Alstonville	72	96	106	138	159	23	0	0	87	0	4	114	-28.3
Ballina Memorial	1	5	1	1	1	0	0	0	0	0	1	1	0.0
Bellingen	37	34	33	24	25	9	12	0	7	0	0	28	12.0
Byron Bay	21	12	4	2	6	2	6	0	0	4	0	12	100.0
Casino	154	134	122	58	46	11	0	0	82	0	4	97	110.9
Coffs Harbour	312	284	278	306	255	99	0	0	158	0	2	259	1.6
Crescent Head	26	31	36	33	36	14	11	0	19	0	1	45	25.0
Dorrigo	45	22	9	6	4	1	0	0	1	0	3	5	25.0
Evans Head	0	0	0	0	41	7	0	0	16	0	0	23	-43.9
Forster Aquatic	78	57	66	90	110	33	19	0	50	0	5	107	-2.7
Gloucester Thunderbolts	82	72	109	110	89	25	27	0	26	0	6	84	-5.6
Grafton	89	106	53	23	25	10	0	0	17	0	5	32	28.0
Kempsey	154	140	110	74	44	1	0	0	8	0	16	25	-43.2
Kingscliff	94	59	79	125	117	10	21	0	56	0	6	93	-20.5
Kyogle	93	65	50	15	38	4	30	0	0	0	0	34	-10.5
Laurieton	147	116	103	107	118	37	41	0	51	0	8	137	16.1
Lismore Workers	87	90	119	85	60	10	13	9	38	0	6	76	26.7
Macksville Marlins	71	72	82	83	128	40	20	0	55	0	10	125	-2.3
Macleay Manta Rays	53	47	59	114	129	14	61	0	41	0	0	116	-10.1
Mullumbimby	24	19	16	3	2	0	0	8	0	0	2	10	400.0
Murwillumbah	72	56	37	37	21	0	0	0	0	2	2	4	-81.0
Nambucca Aquatic	46	47	42	17	6	0	0	0	0	0	0	0	-100.0
Port Macquarie	164	110	94	113	158	48	0	0	118	0	9	175	10.8
Richmond Valley	43	6	0	0	0	0	0	0	0	0	0	0	0.0
Sawtell	112	62	76	85	58	20	0	0	46	0	9	75	29.3
Stroud Seals	58	47	23	17	32	13	0	0	28	0	0	41	28.1
Summerland Racing Team	31	1	0	0	0	0	0	0	0	0	0	0	0.0
Taree Torpedoes	190	183	132	117	113	34	0	0	73	0	6	113	0.0
Team Swim Am Byth	88	91	78	45	4	0	0	0	0	0	2	2	-50.0
Twin Towns	81	78	64	50	35	11	0	0	18	0	9	38	8.6
Wauchope	117	88	116	128	154	10	101	0	23	0	2	136	-11.7
Wingham	69	90	95	68	53	6	12	0	7	6	4	35	-34.0
Woodenbong	70	49	46	40	43	3	0	0	17	0	15	35	-18.6
Woolgoolga	29	29	38	44	18	11	0	0	17	0	2	30	66.7
Yamba Orcas	67	68	88	74	74	1	54	0	7	0	0	62	-16.2
<b>TOTAL</b>	<b>2886</b>	<b>2466</b>	<b>2364</b>	<b>2232</b>	<b>2202</b>	<b>507</b>	<b>428</b>	<b>17</b>	<b>1066</b>	<b>12</b>	<b>139</b>	<b>2169</b>	<b>-1.5</b>

SOUTH EASTERN													
	2018-19	2019-20	2020-21	2021-22	2022-23	Dry Member	Club Swimmer	Rec Swimmer	Full Swimmer	Come & Try	Life Member	TOTAL	% Change
Albion Park	65	65	89	81	93	9	39	0	23	0	2	73	-21.5
Batemans Bay	76	67	4	4	55	3	32	0	8	0	4	47	-14.5
Bay & Basin	108	107	91	70	80	25	0	0	42	14	0	81	1.3
Bega	46	45	35	45	60	27	0	0	54	0	2	83	38.3
Berkeley	95	94	87	79	76	0	34	33	0	0	2	69	-9.2
Bomaderry	65	66	45	43	37	0	8	0	5	1	9	23	-37.8
Bombala	36	36	36	43	10	4	0	26	0	6	1	37	270.0
Candelo	0	0	0	0	0	13	5	10	4	0	0	32	0
Cobargo	101	70	4	34	66	16	26	0	12	0	4	58	-12.1
Cooma	33	24	38	38	70	20	38	0	4	0	4	66	-5.7
Corrimal	176	186	173	166	162	30	43	0	57	0	12	142	-12.3
Dapto	90	92	95	108	140	18	18	0	99	0	7	142	1.4
Eden	64	64	69	99	111	31	39	0	14	0	7	91	-18.0
Jindabyne	37	6	7	6	5	0	0	0	0	0	4	4	-20.0
Kiama	101	86	66	51	50	8	0	0	31	0	2	41	-18.0
Mittagong	0	0	0	66	53	3	30	0	50	0	0	83	56.6
Moruya	135	73	88	53	68	11	41	0	39	0	4	95	39.7
Moss Vale	0	0	0	73	66	1	33	0	27	23	0	84	27.3
Narooma	85	55	51	57	55	11	17	0	11	0	5	44	-20.0
Nowra	114	122	101	84	92	9	44	4	12	0	14	83	-9.8
Oak Flats	176	195	242	270	211	12	68	40	74	0	14	208	-1.4
Pambula Community	38	1	23	32	61	25	9	0	36	0	2	72	18.0
Port Kembla	43	19	35	28	34	2	30	0	0	0	0	32	-5.9
Ulladulla	73	36	20	15	47	8	12	0	20	5	7	52	10.6
West's Illawarra Aquatic	195	195	179	181	176	70	9	0	113	14	5	211	19.9
Wollongong	144	121	115	94	92	27	5	0	51	0	8	91	-1.1
<b>TOTAL</b>	<b>2060</b>	<b>1825</b>	<b>1693</b>	<b>1820</b>	<b>1970</b>	<b>383</b>	<b>580</b>	<b>113</b>	<b>786</b>	<b>63</b>	<b>119</b>	<b>2044</b>	<b>3.8</b>



SOUTHERN INLAND													
	2018-19	2019-20	2020-21	2021-22	2022-23	Dry Member	Club Swimmer	Rec Swimmer	Full Swimmer	Come & Try	Life Member	TOTAL	% Change
Adelong	63	51	64	46	26	3	0	23	3	0	0	29	11.5
Albury	210	175	204	229	210	12	0	0	200	0	8	220	4.8
Ariah Park	83	50	95	63	62	18	35	0	0	0	0	53	-14.5
Barellan	8	2	3	3	3	0	0	0	0	0	3	3	0.0
Batlow	24	7	10	9	0	0	0	0	0	0	0	0	0
Binalong	57	57	57	21	16	8	8	13	6	0	0	35	118.8
Boorowa	112	79	82	77	48	3	0	5	53	0	2	63	31.3
Borambola	79	48	5	5	5	0	0	0	0	0	5	5	0.0
Coleambally	62	65	57	50	59	1	21	0	15	0	0	37	-37.3
Coolamon	82	90	82	69	61	3	0	0	61	0	1	65	6.6
Cootamundra	147	129	114	125	91	14	0	0	45	0	5	64	-29.7
Corowa	34	29	33	72	69	8	0	1	52	16	3	80	15.9
Corryong	82	48	18	28	38	0	0	0	0	0	6	6	-84.2
Deniliquin	131	129	88	83	63	24	22	0	13	25	19	103	63.5
Finley	161	5	159	5	128	27	32	4	24	0	6	93	-27.3
Ganmain	63	70	46	40	58	3	8	21	11	0	0	43	-25.9
Griffith	142	104	111	128	153	57	0	0	102	0	4	163	6.5
GT Aquatics	65	59	58	51	27	0	0	0	0	0	0	0	-100.0
Gundagai	74	25	50	74	72	8	0	0	50	0	1	59	-18.1
Harden Murrumburrah	54	80	82	35	70	18	0	46	40	0	0	104	48.6
Hay	85	48	47	62	45	4	0	0	50	0	1	55	22.2
Jerilderie	23	12	22	0	18	2	0	7	8	0	0	17	-5.6
Jugiong	29	2	0	0	0	0	0	0	0	0	0	0	0
Junee	75	73	45	53	70	24	0	0	49	0	6	79	12.9
Leeton-Yanco	124	126	212	292	344	104	70	0	119	0	0	293	-14.8
Lockhart	54	30	49	68	68	4	0	45	0	0	2	51	-25.0
Narrandera	219	187	105	229	193	0	0	159	60	0	6	225	16.6
North Albury Swimming Club	52	56	38	25	84	40	0	16	60	0	7	123	46.4
Quandialla	59	68	104	81	79	18	0	0	41	0	4	63	-20.3
Temora	221	225	207	184	179	62	48	37	44	3	14	208	16.2
The Rock	0	0	0	0	41	10	13	3	19	0	0	45	9.8
Tumbarumba	76	10	32	30	60	0	34	0	10	0	3	47	-21.7
Tumut	74	81	96	103	90	7	0	0	79	0	2	88	-2.2
Ungarie	26	45	27	30	36	4	26	0	2	0	0	32	-11.1
Wagga Asthma	6	6	36	15	2	0	0	0	0	0	2	2	0.0
Wagga Wagga	225	220	306	323	320	96	44	0	137	0	4	281	-12.2
West Wyalong	146	109	121	92	89	6	11	0	62	0	2	81	-9.0
Yass	40	62	64	59	58	14	15	38	52	0	1	120	106.9
Young	179	179	211	195	161	17	11	0	117	0	7	152	-5.6
<b>TOTAL</b>	<b>3446</b>	<b>2841</b>	<b>3140</b>	<b>3054</b>	<b>3196</b>	<b>619</b>	<b>398</b>	<b>418</b>	<b>1584</b>	<b>44</b>	<b>124</b>	<b>3187</b>	<b>-0.3</b>

WESTERN													
	2018-19	2019-20	2020-21	2021-22	2022-23	Dry Member	Club Swimmer	Rec Swimmer	Full Swimmer	Come & Try	Life Member	TOTAL	% Change
Baradine	42	22	35	27	17	0	0	0	0	0	0	0	-100.0
Bourke	0	0	0	42	54	0	0	0	0	0	0	0	-100.0
Cobar	64	47	87	116	99	34	37	0	23	0	0	94	-5.1
Coolah	190	117	98	116	108	41	0	0	58	0	3	102	-5.6
Coonabarabran	66	90	52	68	52	28	0	0	37	0	1	66	26.9
Coonamble	61	30	30	29	41	10	0	7	47	5	3	72	75.6
Dubbo City Swimtech	276	210	209	223	175	31	0	0	108	0	4	143	-18.3
Dubbo RSL	48	34	31	38	30	7	0	0	13	0	6	26	-13.3
Dunedoo	28	45	43	38	34	5	12	0	19	0	0	36	5.9
Gilgandra	56	58	56	71	67	8	0	0	80	0	1	89	32.8
Gulgong Ambrose	45	41	34	30	26	1	0	0	14	0	2	17	-34.6
Gulgong Asc	0	0	0	0	154	34	81	0	24	0	4	143	-7.1
Lightning Ridge	35	3	58	54	43	8	0	30	30	0	0	68	58.1
Macquarie Yabbies	97	69	65	118	84	13	0	0	74	0	0	87	3.6
Mendooran Merrygoen	64	76	67	63	51	4	48	0	1	0	0	53	3.9
Mudgee	48	59	82	127	146	15	147	0	7	0	0	169	15.8
Mudgee Indoor	98	50	64	108	75	7	0	0	68	0	1	76	1.3
Narramine	0	0	0	11	0	0	0	0	0	0	0	0	0
Nyngan	115	118	119	129	117	36	45	0	29	0	3	113	-3.4
Orana Aquatic	89	87	106	121	81	12	0	0	56	0	1	69	-14.8
Tottenham	61	58	67	43	60	20	0	32	5	0	0	57	-5.0
Trangie	68	54	72	70	75	18	3	0	34	0	2	57	-24.0
Walgett	83	99	78	65	69	25	42	0	1	0	0	68	-1.4
Warren	79	74	75	77	67	13	18	0	37	0	1	69	3.0
Wellington	49	119	155	138	136	15	44	2	55	0	15	131	-3.7
Yeoval	73	73	67	71	50	5	0	0	36	0	0	41	-18.0
<b>TOTAL</b>	<b>1949</b>	<b>1633</b>	<b>1750</b>	<b>1993</b>	<b>1911</b>	<b>390</b>	<b>477</b>	<b>71</b>	<b>856</b>	<b>5</b>	<b>47</b>	<b>1846</b>	<b>-3.4</b>

AREAS													
	2017-2019	2019-2020	2020-2021	2021-2022	2022-2023	Dry Member	Club Swimmer	Rec Swimmer	Full Swimmer	Come & Try	Life Member	Total	% change
ACT	1489	1371	1311	1377	1382	527	49	142	665	0	64	1455	6.4
Coast & Valley	4119	3041	3160	3109	3302	521	1126	315	1021	86	200	3299	1.8
Metro North East	2601	2378	2096	2021	2161	405	348	70	1042	51	105	2021	-1.8
Metro North West	2728	2373	2591	2479	2498	636	377	118	1353	113	117	2714	10.6
Metro South East	2978	2548	2714	2877	2865	402	643	6	1718	50	156	2975	4.6
Metro South West	3016	2734	2761	2580	2560	495	458	33	1231	38	183	2438	2.8
Mountains and Plains	2491	2113	2119	2081	1910	202	373	107	1065	46	85	1897	3.1
New England and North West	2450	2143	1920	1889	1913	495	305	94	889	90	83	1956	8.5
North Coast	2886	2466	2364	2232	2221	507	428	17	1066	12	139	2169	-1.5
South Eastern	2060	1789	1693	1820	1983	383	580	113	786	63	119	2044	3.8
Southern Inland	3609	2906	3140	3054	3234	619	398	418	1584	44	124	3187	-0.3
Western	1949	1723	1750	1993	1950	390	477	71	856	5	47	1846	-3.4
<b>Total</b>	<b>32376</b>	<b>27585</b>	<b>27619</b>	<b>27512</b>	<b>27979</b>	<b>5582</b>	<b>5562</b>	<b>1504</b>	<b>13276</b>	<b>598</b>	<b>1422</b>	<b>28001</b>	<b>1.8</b>



# VALE URSULA CARLILE

This past year the swimming community mourned the loss of Ursula Carlile, who passed away in Ryde at the age of 86. Ursula was a groundbreaking force in sport science and coaching, leaving an indelible mark on our sport.

Ursula, alongside her late husband Forbes, pioneered some of the most significant innovations in swimming. Together, they established the first specialist sport science laboratory and a swim school that now provides over 1.3 million swimming lessons annually. Ursula was the first woman to coach Australia's swimmers at the Olympics and the first woman to be head coach of the Australian Swimming Team. She remains the only woman to have led the Australian Swimming team, coaching at the 1974 Commonwealth Games and the 1975 World Championships.

A member of the International Swimming Hall of Fame and Life Member of Swimming Australia, Ursula's contributions extended beyond coaching. She was a key figure in shaping the careers of numerous world record holders, most notably Shane Gould. Ursula guided Shane to an exceptional Olympic performance in 1972, winning five individual medals, three of them gold, all in world record times.

Ursula's career also included significant international stints, such as coaching the Dutch Olympic team in 1964 and working in China during a time of political tension. Ursula and Forbes built a life dedicated to swimming, operating their renowned "backyard business" which evolved into a cornerstone of swimming education in Australia. Their passion for the sport also led to the establishment of a foundation supporting competitive swimming, a legacy that continues to thrive.

Ursula Carlile was the epitome of the quiet achiever—intelligent, diligent, and deeply committed to her swimmers. Her induction into the International Swimming Hall of Fame, alongside Forbes, is a testament to their remarkable partnership and enduring impact on the sport.

We honor Ursula's immense contributions to swimming and her unwavering dedication to her two great loves, Forbes and swimming. Her legacy will continue to inspire future generations. Rest in peace, Ursula Carlile.

## PARTNERS & PROVIDERS

### PRINCIPAL PARTNERS



### PARTNERS



### PERFORMANCE CENTRE PARTNERS





PO BOX 571 SYDNEY MARKETS NSW 2129

02 9763 5833

[admin@nsw.swimming.org.au](mailto:admin@nsw.swimming.org.au)

[nsw.swimming.org.au](http://nsw.swimming.org.au)