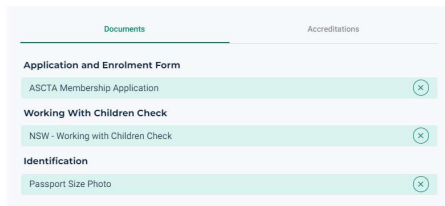


How to apply for accreditation to SNSW meets

In order to apply for accreditation you must upload the following documents to your swim central profile

SCTA membership form
Working with Children check
Passport size photo

These documents must be uploaded to the correct document category and document type as per below

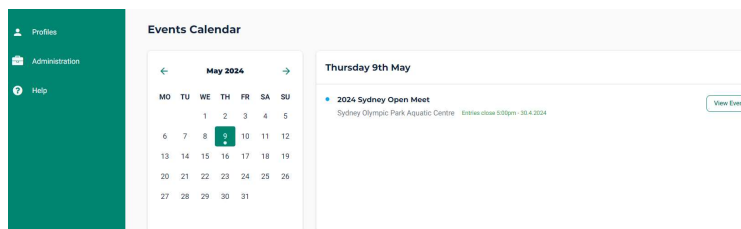


Your SCTA membership form is this certificate below, when uploading this certificate please ensure you add the expiry date as 30/6/2024.

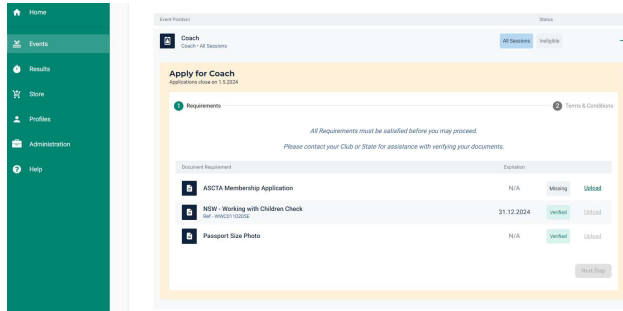


Once you have uploaded the required documents to your swim central profile (you only need to do this once) then you can simply apply for coach accreditation in the event in swim central as follows;

Click on Events – Events Calendar – Date of the event – view event



Click on Positions – Coach – green plus



Ensure you have uploaded all of the required documents

Click next step

Then accept the T&C's and click apply.

Once you have submitted your application for accreditation this will be automatically approved and you will then collect your accreditation pass at the front door upon arrival.

If you have any questions regarding the process or uploading documents please use the help guide feature in swim central [here](#) or contact swim central support.