


## How to add a new family in Swim Central

Creating a family group is a great way to share your swimming experience with your relatives and encourage young swimmers to get involved in the sport.

A family group will allow you to share information between members, as well as open bulk buy discounts on eligible products and services. For example, entities, such as your swimming club might include a total discount for 'x' amount of family members purchasing a membership package with that entity.

The family will need to create a Family Group themselves by registering a new account in Swim Central. The parent/guardian will enter themselves first as the primary member- they will be known as the '*independent*' member.



SIGN IN



SWIM ID (EMAIL)

PASSWORD

The Password field is required.


☒ Remember me?

Sign In

 Google  Facebook

Register

Forgot Password



REGISTER

A Swim ID grants you access to a variety of services, training and events on offer from organisations all around Australia.

SWIM ID (EMAIL)

PASSWORD

CONFIRM PASSWORD

☐ I am over the age of 18, and accept the [Terms and Conditions](#) associated with using Swim ID services.

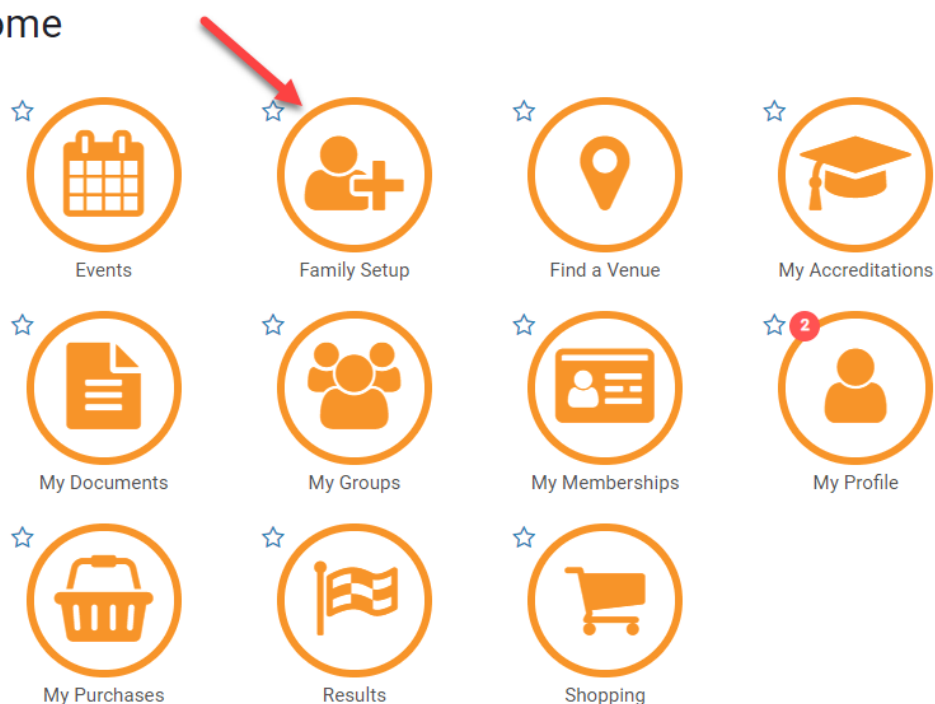
Register

I already have an Account

The parent/guardian member will be sent an email verification they must confirm before proceeding. They must then agree to the terms and conditions and once signed in will be asked to submit further profile details.

Once the account is created and the new member is logged in, click the *Family Set-up* icon on the home page.

## Welcome Home



The primary member will be prompted to a family name for the group, this can generically be the surname of the family. They will also be asked to set a pin that will control the authority features within the family group such as charging a credit card linked to purchases.

**Please note:** as a family group principal, you will be able to create profiles for junior swimmers, therefore, a PIN will be required to operate parts of the portal where adult supervision would typically be required.

**Family Setup**

Create a New Family Group

1 Provide a name for your Family Group:

The  Family

Please enter a Family name.

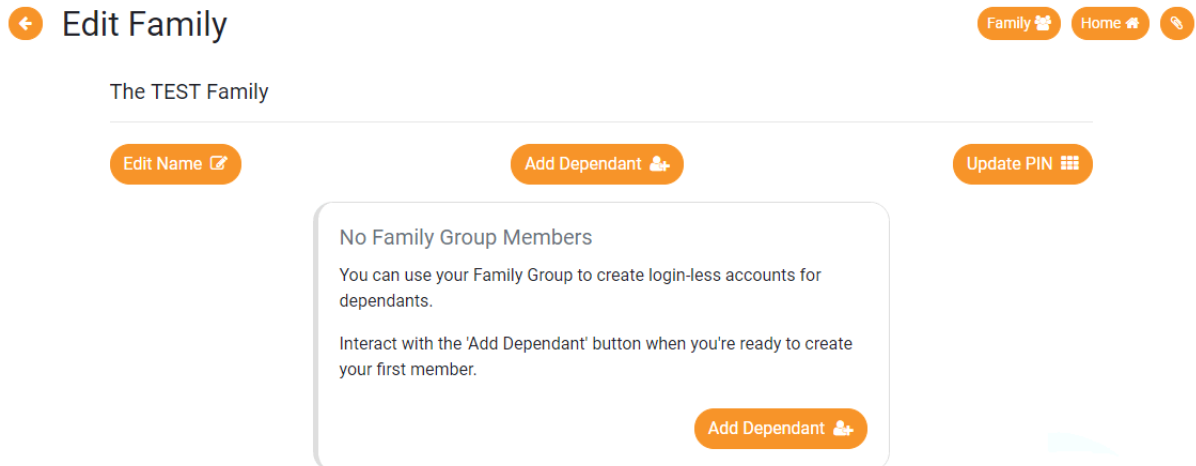
2 Add a PIN to secure your account:

3 Confirm your eligibility:

☐ I am 18 or over and eligible to be a guardian of minors

Confirm ✓

Once this has been set up, click on 'Add Dependant' to add additional family members.



Enter new dependants' details and click *Create Dependant*.

Create Dependant

First Name

John

Last Name

Test

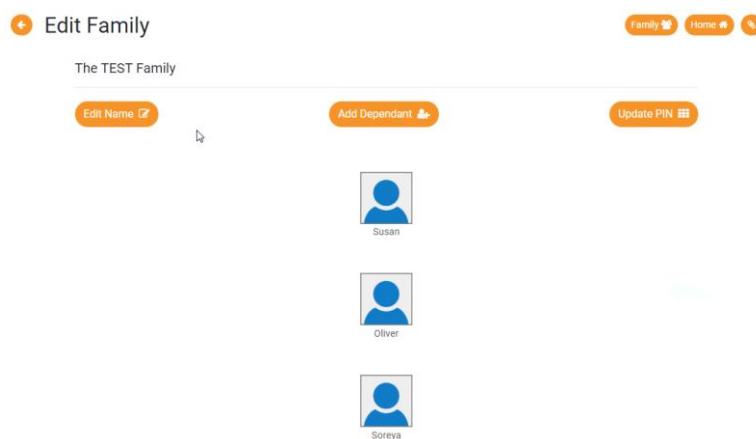
Date of Birth

05/05/2010

The new dependant is 8 years old

Create Dependant

You can add as many dependants as you like to your family group.



Click on 'Family' in the right-hand corner, to view entire family group. You can 'Impersonate' each of these members and purchase membership packages for them. You will now be required to enter your family pin every time you log-in.

## My Family

Edit  Home  

TEST

My Family Group



Greta

Dependants



Susan



Oliver



Soreya

Members