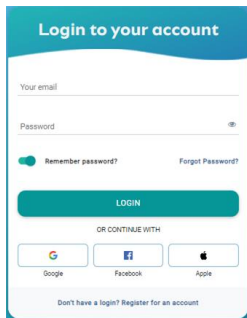


HOW TO PURCHASE TICKETS ON SWIM CENTRAL

STEP 1. Log in to Swim Central and Select 'Events' from the left-hand navigation panel



Login to your account

Your email

Password

Remember password? [Forgot Password?](#)

LOGIN

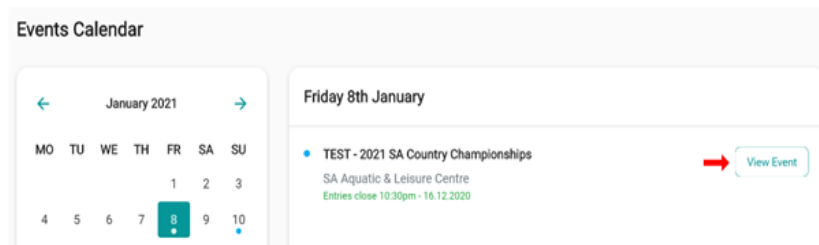
OR CONTINUE WITH

Don't have a login? Register for an account



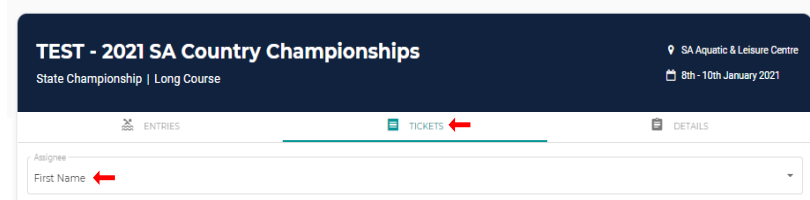
STEP 2.

Select the Event from the Upcoming Events List or find the Event in the calendar and select 'View Event'.



STEP 3.

Click on the Tickets Tab and select the Person you want to assign the ticket to from the drop-down menu



STEP 4. Scroll down the page and select the tickets you wish to purchase by clicking on the + button next to the ticket. Enter family pin if necessary. Click the + or - button to change the quantity of tickets purchased.

Enter your PIN to Unlock Family Administration Mode

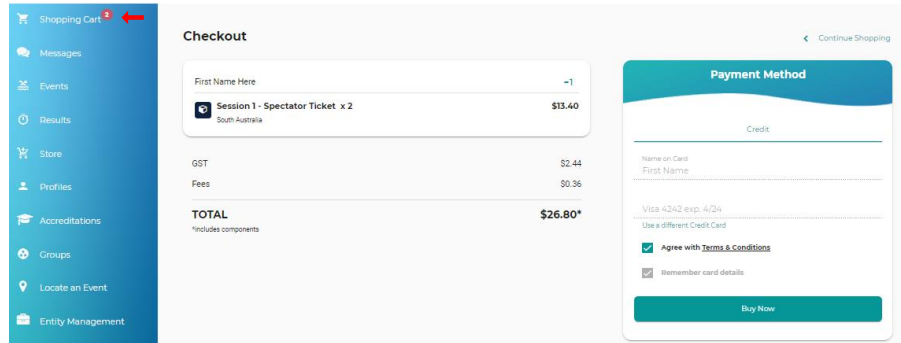
Confirm

[Forgot pin?](#)



STEP 5.

Click on your shopping cart at the top left of your page and process the payment



STEP 6.

A 'Thank you for your purchase' screen will display and an email confirmation will be sent to your inbox.

