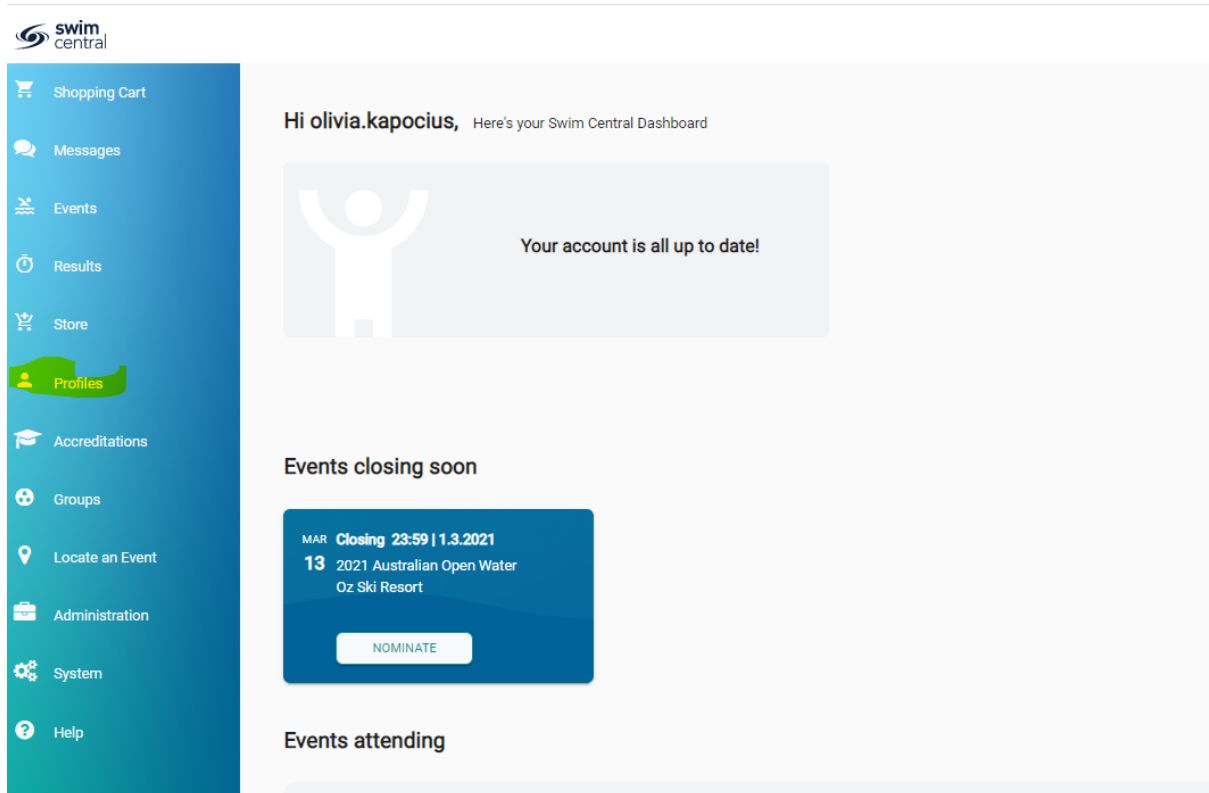


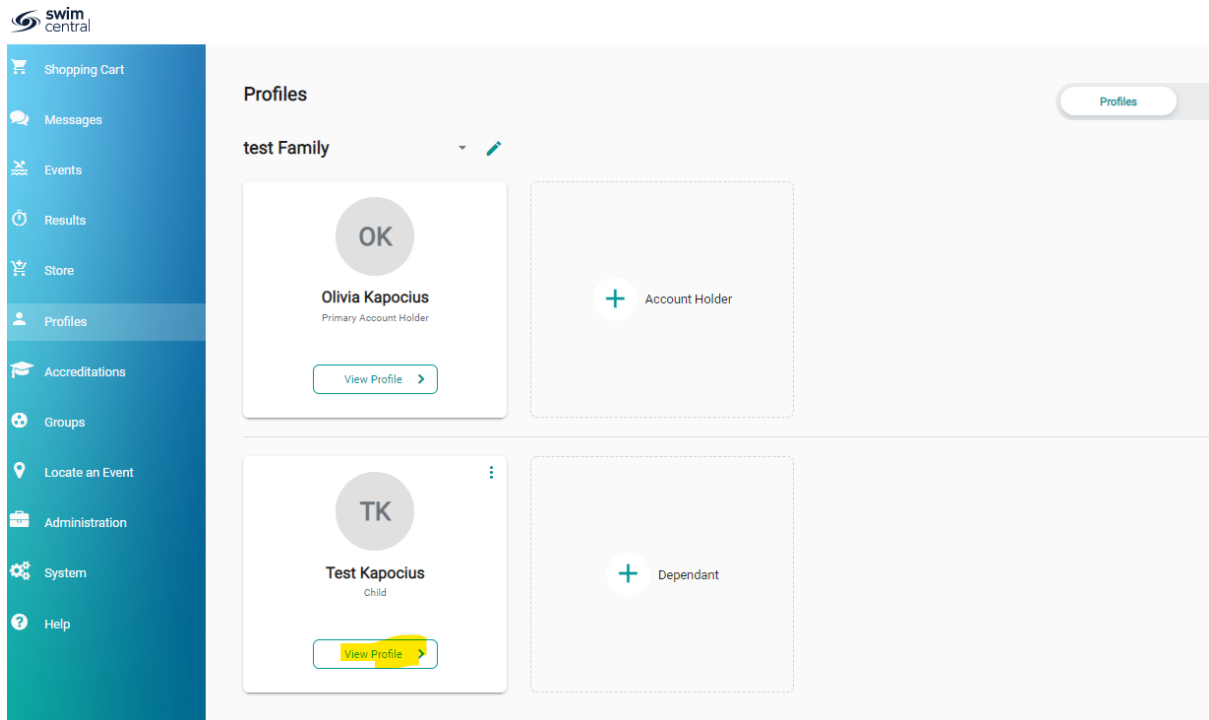
How to Show/Hide Results in Public Portal (Results Central)

Access the Profiles section of Swim Central



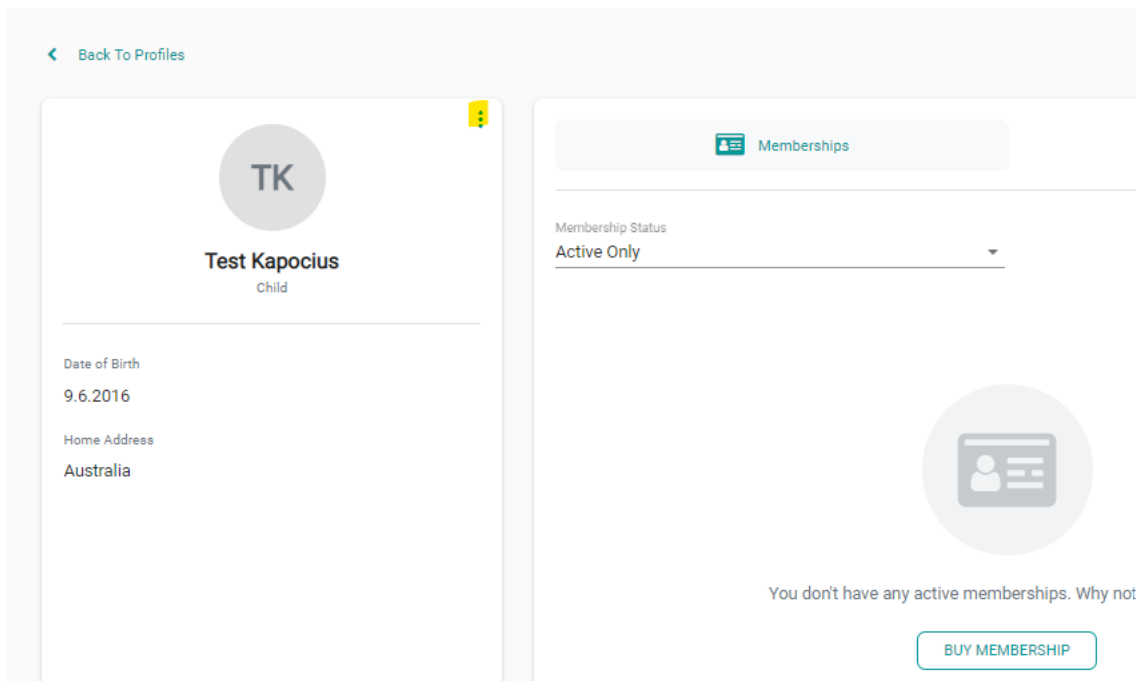
The screenshot shows the Swim Central dashboard. On the left is a blue sidebar with navigation options: Shopping Cart, Messages, Events, Results, Store, Profiles (highlighted with a green bubble), Accreditations, Groups, Locate an Event, Administration, System, and Help. The main content area displays a greeting: "Hi olivia.kapocius, Here's your Swim Central Dashboard". Below this is a grey box with a person icon and the text "Your account is all up to date!". Further down is a section titled "Events closing soon" featuring a blue card for the "2021 Australian Open Water Oz Ski Resort" event on March 13th, with a "NOMINATE" button. At the bottom, there is a section for "Events attending".

Select to View Profile of your dependent



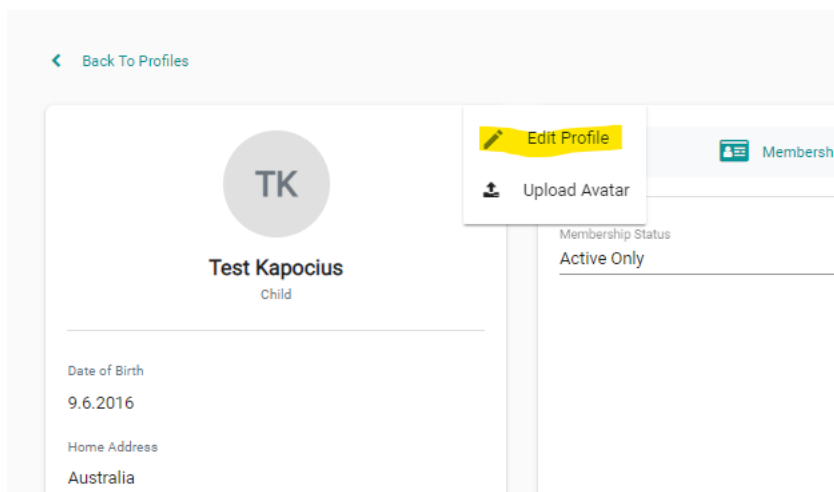
The screenshot shows the "Profiles" section of the Swim Central dashboard. The sidebar is the same as in the previous image, with "Profiles" selected. The main content area is titled "Profiles" and shows a dropdown menu set to "test Family". There are two profile cards. The first card is for "Olivia Kapocius", labeled as "Primary Account Holder", with a "View Profile" button. The second card is for "Test Kapocius", labeled as "child", with a "View Profile" button highlighted in yellow. To the right of each profile card is a dashed box with a plus sign and the text "Account Holder" or "Dependant". A "Profiles" button is visible in the top right corner of the main content area.

Select the icon next to your dependent's name



The screenshot shows a user profile for 'Test Kapocius', a child. The profile includes a circular avatar with the initials 'TK', the name 'Test Kapocius', and the role 'Child'. Below this, the 'Date of Birth' is listed as '9.6.2016' and the 'Home Address' as 'Australia'. On the right side, there is a 'Memberships' section with a dropdown menu currently set to 'Active Only'. A large circular icon with a membership card symbol is displayed below, with the text 'You dont have any active memberships. Why not' and a 'BUY MEMBERSHIP' button.

Select Edit Profile



This screenshot is identical to the previous one, but with a dropdown menu open over the profile information. The menu contains two options: 'Edit Profile' (highlighted in yellow) and 'Upload Avatar'. The rest of the page content remains the same.

Toggle 'Hide Results in Public Portal' either on or off- this will allow your dependent's results to be found in Results Central.

Personal Details

Contact

Address



First Name *
Test
4 of 50

Last Name *
Kapocius
8 of 50

Preferred Name
0 of 100

Gender *
Female

Date of Birth *
09/06/2016

Do you have a disability?

Aboriginal Or Torres Strait Islander
None

Country of Birth
0 of 100

USI Number
0 of 100

Hide Results in Public Portal

Update Details