


## How do I join Swim Central as a brand-new member to become a guardian/principal member for my kids?

To join Swim Central as a brand new member, please follow the below steps.

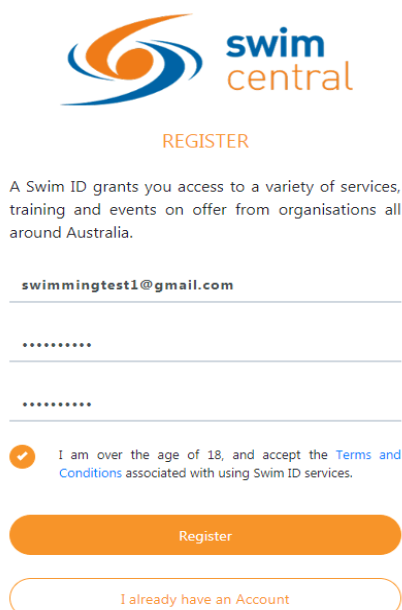
A new member will be required to join Swim Central themselves by accessing: <https://swimcentral.swimming.org.au/>

Click **Sign In** & then **Register**



The screenshot shows the Swim Central sign-in interface. On the left, there is a large 'swim central' logo and a 'Welcome to Swim Central' heading. Below the heading, it says 'The new portal linking your swimming activities and interactions together.' and 'Click the Sign In button to get started.' There is a large orange 'SIGN IN' button. On the right, there is a smaller 'swim central' logo and a 'SIGN IN' heading. Below this, there are input fields for 'SWIM ID (EMAIL)' and 'PASSWORD'. There is a 'Remember me?' checkbox which is checked. Below the input fields are three buttons: 'Sign In' (orange), 'Google' (white with Google logo), and 'Facebook' (blue with Facebook logo). Below these are two more buttons: 'Register' (orange) and 'Forgot Password' (white with orange border). A red arrow points to the 'Register' button.

Enter your email address & create a password. Accept the T&C's. Click Register



The screenshot shows the Swim Central registration page. At the top, there is a 'swim central' logo and a 'REGISTER' heading. Below the heading, there is a paragraph: 'A Swim ID grants you access to a variety of services, training and events on offer from organisations all around Australia.' Below this, there are three input fields: the first contains 'swimmingtest1@gmail.com', the second contains '.....', and the third contains '.....'. Below the input fields, there is a 'Remember me?' checkbox which is checked, followed by the text: 'I am over the age of 18, and accept the [Terms and Conditions](#) associated with using Swim ID services.' Below this are two buttons: 'Register' (orange) and 'I already have an Account' (white with orange border).

A confirmation email will be sent to the registered email address. You will need to access your inbox and click the confirmation link in the email before proceeding.



EMAIL SENT

We've just sent a confirmation e-mail to swimmingtest1@gmail.com; please click the link contained within to validate your account.

\* don't forget to check your spam folder

[Proceed to Sign In](#)

From the email confirmation you will be taken to the below page where you can click ***Return to Sign in***



THANK YOU

Your email address has been confirmed.

[Return to Sign In](#)

Enter your new details & click ***Sign In***.



SIGN IN

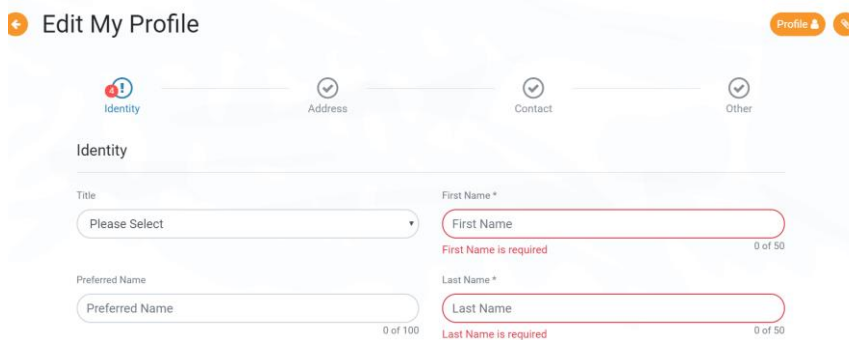
swimmingtest1@gmail.com

.....

Remember me?

[Sign In](#)

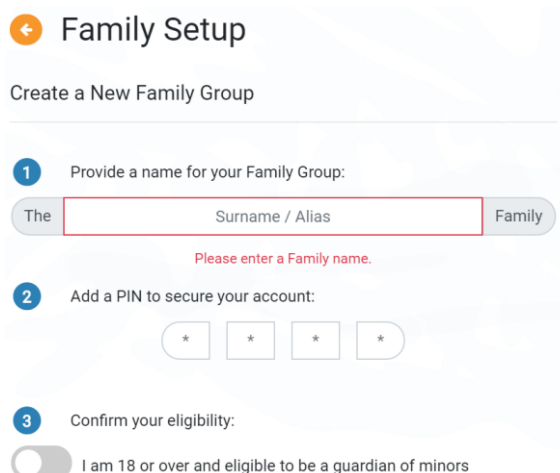
Once logged in, you will be prompted to edit your details.



If your child/children are under 18 and you need to be linked to them, you will now need to create a family group and add them as a dependent. Go back to *Home* (click in the right hand corner). Click Family Set-up.



Create a family group by entering a name and family pin.



Finally, email [Greta.Brodie@nsw.swimming.org.au](mailto:Greta.Brodie@nsw.swimming.org.au) and notify of your success in following these steps, and note the child's full names who you wish to become dependent members of your family group.