

# 2023 NSW Country Regionals



swimming  
new south wales

## DUBBO PROGRAM

21-22 January, 2023 - Dubbo Aquatic Leisure Centre

*Swimming NSW acknowledges the Wiradjuri People as the Traditional Custodians of the land on which we meet today. We pay our respects to their Elders past, present and emerging. We extend that respect to Aboriginal & Torres Strait Islander peoples here today.*

#### OFFICE BEARERS 2023

<b>PRESIDENT</b>	-	Chris Fydler OAM
<b>DIRECTOR</b>	-	Graham Towle OAM
<b>DIRECTOR</b>	-	Janelle Barnett
<b>DIRECTOR</b>	-	Lynn Lonngren
<b>DIRECTOR</b>	-	Sarah Platts
<b>DIRECTOR</b>	-	Benjamin Tuxford
<b>DIRECTOR</b>	-	Ian Thorpe AM
<b>DIRECTOR</b>	-	Kerryn Divall

#### REFEREES

<b>DAY 1</b>	Matt Neale	Phillipa Smith
<b>DAY 2</b>	Murray Smith	Cathy Sheedy



**DUBBO REGIONAL  
COUNCIL**

**RULES**

The Meet will be conducted under SNSW Rules. Heats will be conducted in order of **fastest to slowest**.

The program of events will be finalised before the meet and this program will be final. No reseeding or modifications to lane allocations will be made. If it is deemed that we may be able to reseed due to the withdrawal athletes in 400m, 800m & 1500m events swimmers will be notified by announcement. Athletes may inform SNSW if they are withdrawing from events via [greta.brodie@nsw.swimming.org.au](mailto:greta.brodie@nsw.swimming.org.au)

**ASSISTED SELF-MARSHALLING PROCEDURES**

- Swimmers are responsible for being ready to take their position on the starting platform or in the water when whistled up by the Referee.
- Swimmers will have assisted self-marshalling at this meet. Check Starters will be available to assist, support and direct swimmers on the pool deck when requested by the swimmer. The Clerk of Course in the marshalling area will indicate when the next heat is required to move to the chairs behind the blocks.
- Swimmers are expected to know what event, heat and lane they will be swimming in from the published program.
- Swimmers will **report to the chairs behind the blocks**, for their event preferably via the marshalling area, as per the following process. **The fastest heats will report first.**
- In order to avoid congestion, please note that swimmers need only be available to enter the marshalling area or chairs behind the blocks
  - **four (4) heats prior** to their heat for 50m, 100m and 200m events, except the slowest heat.
  - the **slowest (last) heat** swimmers in 200m, 400m, 800m and 1500m events are required to report to the Help Desk (Clerk of Course) prior to the first heat of the event and be prepared to be allocated to any spare lane that arises in the preceding heats of their event.
  - All other heats in the 400m two (2) heats prior to their heat, and for 800m and 1500m events one (1) prior to their heat.
- The **first heats of sessions** should report **5 minutes prior** to the scheduled start time.
- 400m, 800m and 1500m swimmers or their representatives are requested to confirm their intention to swim or withdraw prior to the start of the session.
- The exact details of the self-marshalling process and where swimmers should be, will be explained at the venue on the day.
- After the start of the previous heat, swimmers may progress to the next deck chair position without causing any interference to technical officials.
- Swimmers are expected to be at the chair ready for the whistles to start their heat. Swimmers will not be prevented from swimming if they only make it to their seat one heat prior to their event (This is a guide only to allow the event to flow. Leniency will be employed by Referees whilst this process is initially implemented). If a swimmer misses their heat, they must alert a Technical Official and they will be placed in a spare lane if, it becomes available.
- The Referee will ultimately make decisions as to entitlement to swim.
- Where a swimmer has entered, but will not be in attendance for a day, or the whole meet, the Recorders should be advised prior to the commencement of the day's competition.

**Coaches or parents are not permitted to be in the Marshalling Area. Refer Swimming New South Wales Ltd. Swimming Rule SW10.17.**

All entrants in meets conducted by Swimming New South Wales must abide by and be subject to all the Swimming New South Wales General Rules, Swimming Rules, Open Water Swimming Rules, By-Laws, Policies, and published procedures in accordance with General Rule GR3.2

#### **WITHDRAWALS**

Swimmers who fail to report to the Clerk of Course by the specified time shall be a withdrawal.

#### **CONDITION OF ENTRY**

It is a condition of entry to all Swimming New South Wales conducted meets; that all Entry Times are able to be verified, in accordance with the Swimming New South Wales procedures. It is the responsibility of the Club to ensure that these times are able to be verified.

Should a swimmer swim slower than the qualifying time in a Swimming New South Wales conducted meet and the qualifying time of the participant is not able to be verified, then the swimmer will be fined in accordance with Swimming New South Wales General Rule GR7.

#### **Multi Class Events (MC)**

All MC events at Swimming New South Wales Championship meets will be conducted as per SNSW Championship rules incorporating the relevant World Para Swimming (WPS) rules as adopted by SNSW.

#### **INCLUSIVE SWIMWEAR POLICY**

A swimmer wishing to wear modified or alternate swimwear is required to present that swimwear to the Technical Manager or Meet Referee prior to the swimmer's first session of competition. Further information in respect to this policy is available at <http://www.swimming.org.au/inclusion> and at SNSW Rule GR19 General Swimwear Policy.

#### **TAPING**

The following uses of tape are **generally permitted** in competition and **advanced notification to the Technical Manager is recommended**:

- a. Wound protection and closure.
    - Band-Aids, dressings, "Butterfly" type, etc. are normally permitted **with no advanced notification to the Technical Manager**.
    - When the tape to hold a dressing in place completely circles a major limb **or** the dressing is exceptionally large in size
  - b. Taping of no more than two (2) injured fingers or toes together.
  - c. Tape to secure medical alert bracelets and pendants, religious objects, etc.
  - d. Tape to secure medical devices such as insulin pumps, ostomy bags, etc.
- In all other cases taping, including Kinesio Taping, Elastic Therapeutic Tape, taping intended to provide compression or support to muscles, ligaments, tendons or joints (except as stated above), the swimmer must provide **advanced notification to the Referee** by way of a medical certificate. The certificate must be signed and dated by a Medical Practitioner or Physiotherapist indicating credentials of the medical practitioner and incorporate the period taping is required.
  - Casts and splints supporting a broken bone or other injury, whether fibre glass, plastic or plaster, are **not permitted in competition** – irrespective of whether a Medical Practitioner's note has been presented.

### **MEDICAL ISSUES**

By entering this event, competitors (or legal guardian) are declaring that they are fit to compete. In the event that an entrant experiences a medical issue whilst competing at, or during a New South Wales Championships, the entrant will be required to provide a medical clearance from a health care professional before being allowed to resume competition at that Championship. The Technical Manager will have the sole authority to adjudicate on this rule. Please refer to GR 3.3.

### **STARTING INSTRUCTIONS**

1. When the swimmers have been placed behind the starting platforms, the Announcer will announce the Event and Heat number, e.g. Event 4 Heat 3.
2. On the long whistle from the Referee, the swimmers shall step onto the starting platform and remain there. For Backstroke and Medley Relay events they shall immediately enter the water and a second-long whistle shall bring them back to the starting position with the toes of both feet in contact with the end wall or face of the touchpad.
3. On the command **"Take your marks"**, the swimmers will immediately take up their starting positions with at least one foot at the front of the starting platform, or in the case of a Backstroke or Medley Relay event, their starting position in the water and remain stationary.
4. When all swimmers are stationary the Starter shall give the starting signal.
5. Any swimmer starting before the starting signal has been given, shall be disqualified. If the starting signal sounds before the disqualification is declared, the race shall continue and the swimmer or swimmers shall be disqualified upon completion of the race. If the disqualification is declared before the starting signal, the signal shall not be given, but the remaining swimmers shall be called back and start again.
6. Swimmers must finish in the lane in which they start, and will remain in the water in their lanes at the finish of the event. On the signal from the Referee swimmers are to leave the water by the side of the pool.
7. In an Individual Medley event, the sequence of strokes is Butterfly, Backstroke, Breaststroke, Freestyle. In a Medley Relay event, the sequence of stroke is Backstroke, Breaststroke, Butterfly, Freestyle.
8. In 800 and 1500 metre events, lap counters will be displayed at the turning end of the pool to advise the number of laps to be completed. A warning whistle will be given when each swimmer has two (2) lengths plus five (5) metres of the course to finish.

**NOTE:** If, because of the length of the program, "starting over the top" is used, swimmers from the preceding heat are to move to the side of the lane, against the finishing wall, and remain still. Where the next race will be backstroke the swimmers are to move down the lane rope towards the backstroke flags and remain still. When the next heat has started they should leave the pool by the sides as quickly as possible.



**Follow us on Instagram (@nswswimming) for ongoing event coverage and so we can see what you are getting up to at the 2023 NSW Country Regionals at Dubbo.**

**ELIGIBILITY TO SWIM**

Open to all affiliated members of NSW Country Clubs. Members of NSW Metropolitan Clubs & other State Organisations are eligible to enter these meets, but will swim as Visitors & are not eligible to win medals.

<b>Day One Saturday 21 January, 2023</b>				
<b>Session One - 10:00am</b>				
1	M	11yrs & O	400m	Individual Medley
2	W	11yrs & O	400m	Individual Medley
3	M	All Age	200m	Freestyle
4	W	All Age	200m	Freestyle
5	M	All Age	200m	Breaststroke
6	W	All Age	200m	Breaststroke
7	M	MC	100m	Freestyle
8	W	MC	100m	Freestyle
9	M	All Age	50m	Freestyle
10	W	All Age	50m	Freestyle
11	M	All Age	100m	Backstroke
12	W	All Age	100m	Backstroke
13	M	All Age	50m	Butterfly
14	W	All Age	50m	Butterfly
15	M	12yrs & O	1500m	Freestyle
16	W	12yrs & O	1500m	Freestyle
17	M	All Age	200m	Butterfly
18	W	All Age	200m	Butterfly
19	M	MC	50m	Butterfly
20	W	MC	50m	Butterfly
21	M	All Age	100m	Freestyle
22	W	All Age	100m	Freestyle

<b>Day Two Sunday 22 January, 2023</b>				
<b>Session Two - 9:00am</b>				
23	M	11yrs & O	800m	Freestyle
24	W	11yrs & O	800m	Freestyle
25	M	All Age	50m	Breaststroke
26	W	All Age	50m	Breaststroke
27	M	MC	50m	Freestyle
28	W	MC	50m	Freestyle
29	M	All Age	100m	Butterfly
30	W	All Age	100m	Butterfly
31	M	11yrs & O	400m	Freestyle
32	W	11yrs & O	400m	Freestyle
33	M	All Age	50m	Backstroke
34	W	All Age	50m	Backstroke
35	M	MC	50m	Backstroke
36	W	MC	50m	Backstroke
37	M	All Age	100m	Breaststroke
38	W	All Age	100m	Breaststroke
39	M	All Age	200m	Individual Medley
40	W	All Age	200m	Individual Medley
41	M	MC	50m	Breaststroke
42	W	MC	50m	Breaststroke
43	M	All Age	200m	Backstroke
44	W	All Age	200m	Backstroke

**AGE AS AT 21 JANUARY 2023**

**ENTRIES CLOSE 5PM TUESDAY 10 JANUARY 2023**

**ENTRY FEE \$9 PER INDIVIDUAL EVENT (GST INCLUSIVE)**

**NOTE:** All events will be swum as timed finals. The all age events will be swum with all age groups combined with the fastest heat first.

- Following the completion of each all age event, medals will be awarded to the first 3 place-getters in each of the following age groups: 9 years & under, 10 years, 11 years, 12 years, 13 years, 14 years and 15 years & over
- For events 1 & 2 and 31 & 32, medals will be awarded to the first 3 place-getters in the following age groups: 11 years, 12 years, 13 years, 14 years and 15 years & over
- For events 15 & 16, medals will be awarded to the first 3 place-getters in the following age groups: 12-14 Years & 15 & over
- For events 23 & 24, medals will be awarded to the first 3 place-getters in the following age groups: 11-14 Years & 15 & over
- For the MC events, medals will be awarded to the first 3 place-getters in the following age groups: 12 years & under, 13-14 years and 15 years & over
- **Long Course and Short Course times achieved since 1 October, 2021 can be used to enter this meet.**
- **Competitors must enter with their long course entry times where possible, however if you enter using a Short Course entry time you will be entered on the Qualifying Time for that event.**

	<b>Team</b>	<b>Athletes</b>
1	360 SCULLY PARK	7
2	ALBURY	27
3	BATHURST	2
4	BATHURST CITY	3
5	BERESFIELD	1
6	BINALONG NSW	2
7	BLAYNEY	2
8	BOMADERRY	3
9	CANBERRA	2
10	CHARLESTOWN	5
11	COBAR	4
12	COOLAH	6
13	COONAMBLE	2
14	CRANBROOK	1
15	DAPTO	3
16	DENMAN	9
17	DUBBO CITY	40
18	DUBBO RSL	5
19	EAST MAITLAND OLYMPIC	1
20	FORBES FINS	4
21	GINNINDERRA	3
22	GOSFORD STINGRAYS	4
23	GRIFFITH	10
24	GT AQUATICS	7
25	GULARGAMBONE	2
26	GUNNEDAH	18
27	HUNTER	24
28	KINCUMBER PACIFIC DOLPHINS	3
29	KINROSS WOLAROI	18
30	KOOTINGAL MOONBI	2

	<u>TEAM</u>	<u>ATHLETES</u>
31	LEICHHARDT	1
32	LORETO NORMANHURST	1
33	MACQUARIE SHORES	9
34	MACQUARIE YABBIES	9
35	MAITLAND	2
36	MINGARA	3
37	MOLONG	1
38	MUDGEEO INDOOR	7
39	MUSWELLBROOK	4
40	NARRABRI	5
41	NELSON BAY	2
42	NOVOCASTRIAN	9
43	NUSWIM	7
44	NYNGAN	8
45	ORANA AQUATIC	14
46	ORANGE AQUATIC	26
47	PARKES	4
48	QUANDIALLA	1
49	SCONE	1
50	SINGLETON	6
51	TAMWORTH CITY	18
52	TITANS	2
53	TOUKLEY	2
54	TUMUT	1
55	VALLEY AQUATIC	16
56	WARREN	18
57	WELLINGTON	3
58	WERRIS CREEK	1
59	WEST WYALONG	3



GENERAL INFORMATION FOR CLUBS ATTENDING NSW COUNTRY REGIONALS 2023 MEET IN DUBBO

The Dubbo City Swimtech swimming club in partnership with Swimming NSW and Dubbo Regional Council look forward to hosting the NSW Country Regionals 2023 over the 21<sup>st</sup> and 22<sup>nd</sup> January 2023 at the Dubbo Aquatic Leisure Centre.

The following information is provided to clubs to assist in setup, access and general entry to the event.

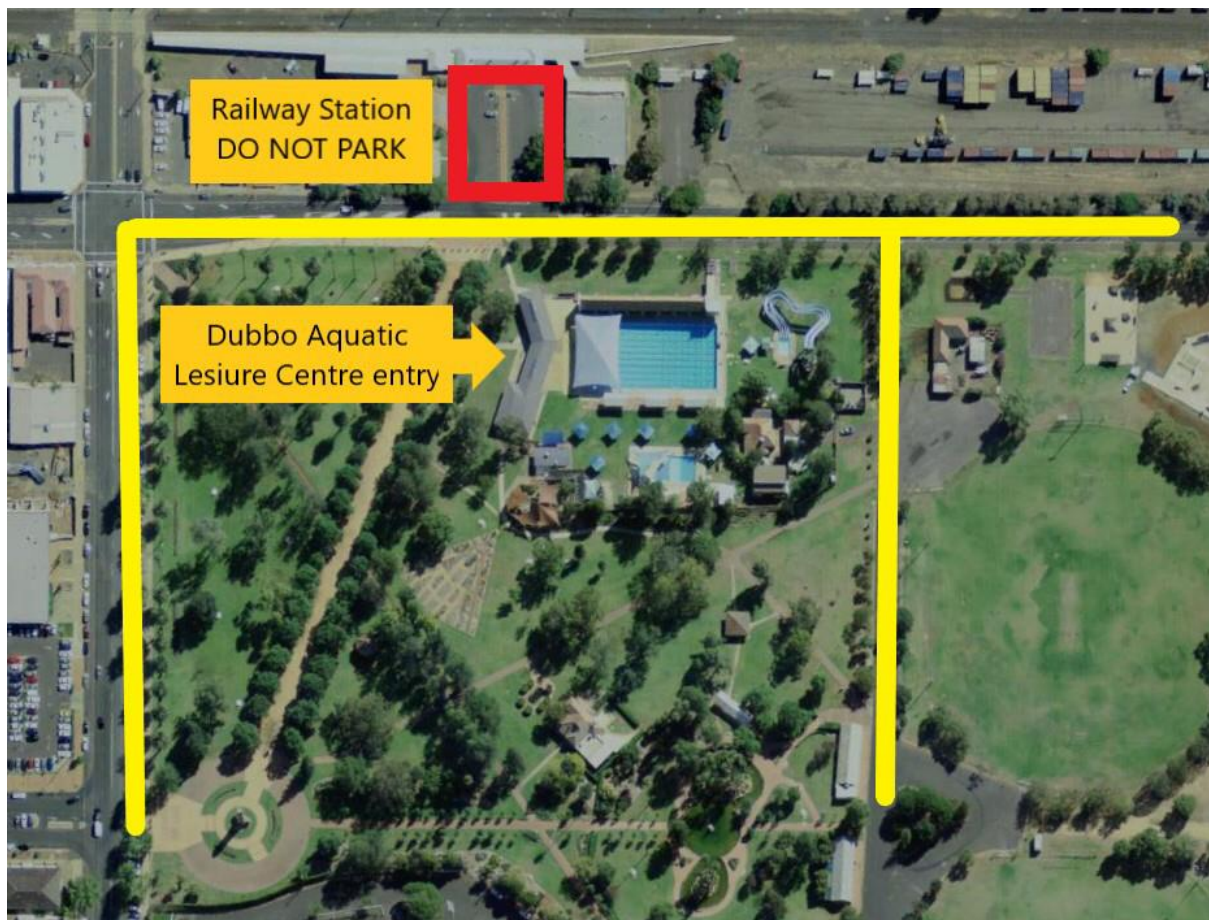
Clubs requiring access to setup at the facility on Friday 20<sup>th</sup> January and Saturday 21<sup>st</sup>

Dubbo City Swimtech will be on hand to assist with directing clubs who would like to setup marquees from 6pm on Friday and 7am on Saturday. It would be appreciated if clubs could please contact DCS via email to advise where possible. Dubbo Aquatic Leisure Centre will be open to the public until 8am on Saturday 21<sup>st</sup>.

Please also consider that the recent weather has brought late afternoon thunderstorms with high winds over the last few days. To this point, Dubbo Aquatic Leisure Centre prohibits the use of ground pegs on the lawn sections of the centre, however will provide buckets and water drums to tether any marquees to the ground during the day and overnight. All clubs are advised to lower and remove from marquees (where possible) to reduce the risk of damage to property.

Parking

Dubbo Aquatic Leisure Centre is situated in Victoria Park which has ample parking areas on the street and within the park boundaries. The diagram below shows these area's in yellow lines. We do advise that the car park at the train station is regularly monitored by Transport for NSW and parking in this location is not advised. At previous large swimming events patrols have been conducted and infringement notices issued.



Facility access, usage and warm-up times

Dubbo Aquatic Leisure Centre will be open Saturday 21<sup>st</sup> and Sunday 22<sup>nd</sup> from 7:30am.

Entry to the facility is free for swimmers and \$2 per spectator.

Saturday warm-up will be from 9:00am to 9:45am. Sunday warm-up will be from 8:00am to 8:45am. Warm-ups may also take place during the breaks subject to confirmation by the Meet Director on the day.

Warm-up lanes will be used as follows:

Lanes 1 and 10	Starts off blocks and turns at shallow end
Lanes 2 - 8	Lap swimming – NO STARTS

The leisure pool, splash pad and water slide will be closed during the event.



**P.O Box 491, Dubbo NSW 2830**

**Email: [dubbocityswimtech@gmail.com](mailto:dubbocityswimtech@gmail.com)**

Timekeeping Roster

The timekeeping roster for the event is being finalised and will be distributed to clubs via email.

Food and Beverages

Dubbo City Swimtech will be running a BBQ on both days serving Bacon & Egg Rolls, Sausage Sandwiches and Steak Sandwiches. Dubbo Aquatic Leisure Centre will have the canteen open which will also serve hot and cold food, drinks, ice creams, snacks, etc.

We look forward to seeing you this weekend in what is shaping to be a great weekend for swimming in regional NSW!

Your sincerely

Andrew Lavelle

Secretary

On behalf of the Dubbo City Swimtech Committee

**NSW COUNTRY REGIONALS 2023 DUBBO – CLUBS TIMEKEEPING ROSTER**

**Saturday – 21<sup>st</sup> January 2023**

<b>Time</b>	<b>10.00am-11:30am</b>	<b>11:30am-Lunch</b>	<b>1:30pm- 3.00pm</b>	<b>3:00pm-Finish</b>	
<b>Lane 1</b>	Denman	Griffith	Macquarie Shores	Nyngan	
<b>Lane 2</b>	Tamworth City	Tamworth City	Tamworth City	Tamworth City	
<b>Lane 3</b>	Gunnedah	Gunnedah	Gunnedah	Gunnedah	
<b>Lane 4</b>	Albury	Albury	Albury	Albury	
<b>Lane 5</b>	Hunter	Hunter	Hunter	Hunter	
<b>Lane 6</b>	Dubbo City Swimtech	Dubbo City Swimtech	Dubbo City Swimtech	Dubbo City Swimtech	
<b>Lane 7</b>	Kinross Wolaroi	Kinross Wolaroi	Kinross Wolaroi	Kinross Wolaroi	
<b>Lane 8</b>	Orange Aquatic	Orange Aquatic	Orange Aquatic	Orange Aquatic	
<b>Lane 9</b>	Warren	Warren	Warren	Warren	
<b>Lane 10</b>	Valley Aquatic	Valley Aquatic	Valley Aquatic	Valley Aquatic	

**Sunday – 22<sup>nd</sup> January 2023**

<b>Time</b>	<b>9.00am-10:30am</b>	<b>10.30am-Lunch</b>	<b>1.00pm-2:30pm</b>	<b>2:30pm - Finish</b>	
<b>Lane 1</b>	Warren	Warren	Warren	Warren	
<b>Lane 2</b>	Hunter	Hunter	Hunter	Hunter	
<b>Lane 3</b>	Kinross Wolaroi	Kinross Wolaroi	Kinross Wolaroi	Kinross Wolaroi	
<b>Lane 4</b>	Orange Aquatic	Orange Aquatic	Orange Aquatic	Orange Aquatic	
<b>Lane 5</b>	Gunnedah	Gunnedah	Gunnedah	Gunnedah	
<b>Lane 6</b>	Dubbo City Swimtech	Dubbo City Swimtech	Dubbo City Swimtech	Dubbo City Swimtech	
<b>Lane 7</b>	Albury	Albury	Albury	Albury	
<b>Lane 8</b>	Orana Aquatic	Orana Aquatic	Orana Aquatic	Orana Aquatic	
<b>Lane 9</b>	Tamworth City	Tamworth City	Tamworth City	Tamworth City	
<b>Lane 10</b>	Mudgee Indoor	Novacastrian	Nuswim	Macquarie Yabbies	

**Event 1 Men 11 & Over 400 Metre IM**

Lane	Name	Age	Team	Seed Time	Finals	Place
<b>Heat 1 of 1 Timed Finals</b>						
5	RYAN, JAMES	15	TAMWORTH CITY	5:02.89	_____	_____
6	CHALHOUB, SEBASTIAN	11	HUNTER	6:30.00	_____	_____

**Event 2 Women 11 & Over 400 Metre IM**

Lane	Name	Age	Team	Seed Time	Finals	Place
<b>Heat 1 of 1 Timed Finals</b>						
2	PERINI, PHOEBE	14	ALBURY	6:13.47	_____	_____
3	SPADARI, ALICE	13	HUNTER	5:41.45	_____	_____
4	MORGAN, LARA	13	HUNTER	5:31.27	_____	_____
5	SMITH, MATILDA	15	VALLEY AQUATIC	5:12.88	_____	_____
6	WILLIAMS, TAEYA	14	GINNINDERRA	5:20.44	_____	_____
7	PITTOCK, TULLY	15	ORANA AQUATIC	5:36.48	_____	_____
8	SMITH, CHELSEA	13	TAMWORTH CITY	5:47.95	_____	_____

**Event 3 Men 200 Metre Freestyle**

Lane	Name	Age	Team	Seed Time	Finals	Place
<b>Heat 1 of 4 Timed Finals</b>						
1	O'DONNELL, HARRY	17	ORANA AQUATIC	2:20.06	_____	_____
2	SERAFIN, TAYLOR	13	GRIFFITH	2:16.78	_____	_____
3	MCKINTY, JACK	17	GT AQUATICS	2:15.47	_____	_____
4	TEMPLE, LOGAN	15	ALBURY	2:13.05	_____	_____
5	TRAUB-REHM, DOMINIK	17	VALLEY AQUATIC	2:05.34	_____	_____
6	PELL, THOMAS	16	KINROSS WOLAROI	2:08.53	_____	_____
7	RUHBAUM, RYAN	16	ALBURY	2:14.89	_____	_____
8	DAVIES, JONATHAN	16	GRIFFITH	2:16.26	_____	_____
9	KENNEDY (V), NEIL	13	CRANBROOK	2:18.12	_____	_____
10	CHALHOUB, SEBASTIAN	11	HUNTER	2:22.47	_____	_____
<b>Heat 2 of 4 Timed Finals</b>						
1	BEVAN, HUGH	15	MACQUARIE YABBIES	2:29.83	_____	_____
2	SCANLON-DAWSON, ALEXANDER	14	360 SCULLY PARK	2:26.84	_____	_____
3	WILLIAMS, SPENCER	14	KINROSS WOLAROI	2:24.78	_____	_____
4	MOODY, LIAM	17	ORANGE AQUATIC	2:23.37	_____	_____
5	JENKINS, WILL	12	NOVOCASTRIAN	2:23.03	_____	_____
6	THOMPSON, ALEXANDER	15	GUNNEDAH	2:23.33	_____	_____
7	SMITH, DANIEL	15	NARRABRI	2:23.53	_____	_____
8	MCFADDEN, FINIAN	14	VALLEY AQUATIC	2:25.47	_____	_____
9	REID, MAX	14	FORBES FINS	2:29.71	_____	_____
10	SANDSTROM, CHANCE	13	NUSWIM	2:30.46	_____	_____
<b>Heat 3 of 4 Timed Finals</b>						
1	WHITTON, COOPER	12	GUNNEDAH	2:38.08	_____	_____
2	JENKINS, ARCHIE	12	NOVOCASTRIAN	2:37.43	_____	_____
3	KNIGHT, HENRY	15	COBAR	2:34.72	_____	_____
4	FITZGIBBON, KALEB	12	VALLEY AQUATIC	2:32.31	_____	_____
5	LETHAM, WILLIAM	13	MUDGEE INDOOR	2:31.66	_____	_____
6	MCDONALD (V), OTTO	12	LEICHHARDT	2:32.07	_____	_____
7	BET, LUCA	14	FORBES FINS	2:34.27	_____	_____
8	EDWARDS, DANIEL	13	NUSWIM	2:35.22	_____	_____
9	FULLER, LOGAN	14	TAMWORTH CITY	2:37.60	_____	_____
10	BONEHAM, BAILEY	15	WEST WYALONG	2:38.54	_____	_____
<b>Heat 4 of 4 Timed Finals</b>						
2	PRICE, MATTY S14	16	PARKES	2:54.35	_____	_____
3	MINGAY, NATE	11	GRIFFITH	2:40.00	_____	_____
4	RYAN, WILLIAM	10	SINGLETON	2:40.00	_____	_____
5	LOWTHER, TIMOTHY	15	KINROSS WOLAROI	2:39.42	_____	_____
6	MEDHURST, EMMITT	13	DENMAN	2:40.00	_____	_____
7	STEWART, LANE	14	GRIFFITH	2:40.00	_____	_____
8	PRICE, BLAKE S19	15	PARKES	2:43.43	_____	_____

# Event 4 Women 200 Metre Freestyle

Lane	Name	Age	Team	Seed Time	Finals	Place
<b>Heat 1 of 5 Timed Finals</b>						
1	KOHL, ELLA	16	MACQUARIE SHORES	2:19.38	_____	_____
2	WATERMAN, EDWINA	15	KINROSS WOLAROI	2:17.93	_____	_____
3	STORER, ANNABELLA	18	ALBURY	2:16.71	_____	_____
4	MINTO, KOKODA	15	HUNTER	2:01.85	_____	_____
5	FITZHARDINGE, EDIE	15	CHARLESTOWN	1:56.31	_____	_____
6	MINTO, LUCIA	13	HUNTER	2:00.51	_____	_____
7	JENKINS, KELSEY	14	VALLEY AQUATIC	2:06.29	_____	_____
8	MARKS, MADDIE	15	WARREN	2:17.14	_____	_____
9	TREWERN, ABBEY	15	360 SCULLY PARK	2:18.36	_____	_____
10	WAKE, MAIA	16	DUBBO CITY	2:20.17	_____	_____
<b>Heat 2 of 5 Timed Finals</b>						
1	BUTLER, COLBIE	14	KOOTINGAL MOONBI	2:31.75	_____	_____
2	HANNAFORD, AUDREY	13	GUNNEDAH	2:31.07	_____	_____
3	BAILEY, EVE	16	DUBBO CITY	2:28.74	_____	_____
4	HALL, LAURA	13	TAMWORTH CITY	2:28.14	_____	_____
5	SPADARI, ALICE	13	HUNTER	2:21.69	_____	_____
6	CARTER, RUBY	13	HUNTER	2:24.98	_____	_____
7	WHALAN, SIENNA	16	KINROSS WOLAROI	2:28.54	_____	_____
8	JOHNSON, TAYA	15	CHARLESTOWN	2:30.84	_____	_____
9	BENNETT, SIENNA	13	DUBBO RSL	2:31.62	_____	_____
10	WHITTON, ALEXIS	11	GUNNEDAH	2:32.03	_____	_____
<b>Heat 3 of 5 Timed Finals</b>						
1	CUMMINGS, AVA	12	DUBBO RSL	2:37.51	_____	_____
2	ROSE, ERIKO	12	COONAMBLE	2:36.57	_____	_____
3	KING, INDIANNA	12	360 SCULLY PARK	2:34.37	_____	_____
4	WILLIAMS, ABBY	11	ORANGE AQUATIC	2:33.68	_____	_____
5	PACKER, PHOEBE	14	GT AQUATICS	2:32.31	_____	_____
6	O'CONNELL, LILAH	12	ALBURY	2:33.03	_____	_____
7	RAMIEN, MOLLY	11	GUNNEDAH	2:34.19	_____	_____
8	HETHERINGTON, GRACE	15	CANBERRA	2:35.31	_____	_____
9	HUGHES, ANNABELLE	13	NUSWIM	2:37.05	_____	_____
10	HUCKEL, EMMA	13	ALBURY	2:39.33	_____	_____
<b>Heat 4 of 5 Timed Finals</b>						
1	OLAH, ANISE	13	KINROSS WOLAROI	2:48.09	_____	_____
2	KEIGHTLEY, EDITH	14	MUDGEE INDOOR	2:46.02	_____	_____
3	JONES, DANIKA	13	GUNNEDAH	2:44.26	_____	_____
4	CONSTABLE, LYBBIE	14	MUDGEE INDOOR	2:42.79	_____	_____
5	PACKER, CHARLOTTE	13	GT AQUATICS	2:40.20	_____	_____
6	PEYCHERS, CHARLIE	11	BATHURST CITY	2:41.71	_____	_____
7	PROVOST, CHLOE	13	KINROSS WOLAROI	2:43.54	_____	_____
8	HORSTMAN, EDIE	13	ORANGE AQUATIC	2:44.37	_____	_____
9	WINDEYER, GIGI	12	DUBBO CITY	2:46.64	_____	_____
10	O'CONNELL, EDEN	11	ALBURY	2:48.50	_____	_____
<b>Heat 5 of 5 Timed Finals</b>						
4	WILKINS, MIA	17	TITANS	2:50.00	_____	_____
5	LAVELLE, PHOEBE	11	DUBBO CITY	2:49.32	_____	_____
6	ROSE, AIKO	10	COONAMBLE	2:50.00	_____	_____



**Event 5 Men 200 Metre Breaststroke**

Lane	Name	Age	Team	Seed Time	Finals	Place
<b>Heat 1 of 2 Timed Finals</b>						
1	MOODY, LIAM	17	ORANGE AQUATIC	3:02.93	_____	_____
2	DOWNEY, TYLER	13	MACQUARIE SHORES	2:57.32	_____	_____
3	FORRESTER, TRAEVION	15	DUBBO CITY	2:49.72	_____	_____
4	RYAN, JAMES	15	TAMWORTH CITY	2:38.25	_____	_____
5	BULLIVANT, PATRICK	17	GT AQUATICS	2:33.05	_____	_____
6	CASHMAN, CALEB	15	KINROSS WOLAROI	2:34.99	_____	_____
7	SCICLUNA, TYSON	18	MINGARA	2:45.19	_____	_____
8	CASHMAN, BRODIE	14	KINROSS WOLAROI	2:52.00	_____	_____
9	DE BOCK, HARRY	14	HUNTER	3:01.62	_____	_____
<b>Heat 2 of 2 Timed Finals</b>						
4	SMITH, NOAH	14	VALLEY AQUATIC	3:20.00	_____	_____
5	MCKINTY, JACK	17	GT AQUATICS	3:04.05	_____	_____
6	SMITH, KYE	12	NOVOCASTRIAN	3:19.03	_____	_____

**Event 6 Women 200 Metre Breaststroke**

Lane	Name	Age	Team	Seed Time	Finals	Place
<b>Heat 1 of 3 Timed Finals</b>						
1	KEIGHTLEY, EDITH	14	MUDGEES INDOOR	2:58.56	_____	_____
2	MCANENEY, SOPHIE	13	DUBBO CITY	2:57.63	_____	_____
3	SMITH, MATILDA	15	VALLEY AQUATIC	2:55.60	_____	_____
4	WHALAN, SIENNA	16	KINROSS WOLAROI	2:52.02	_____	_____
5	KOHL, ELLA	16	MACQUARIE SHORES	2:49.68	_____	_____
6	FITTLER, ELLA	16	TAMWORTH CITY	2:51.41	_____	_____
7	MCGILVRAY, CHLOE	15	KINROSS WOLAROI	2:55.59	_____	_____
8	PITTOCK, TULLY	15	ORANA AQUATIC	2:56.71	_____	_____
9	PERINI, PHOEBE	14	ALBURY	2:58.30	_____	_____
10	ESPERT, AMELIA	15	CHARLESTOWN	2:58.90	_____	_____
<b>Heat 2 of 3 Timed Finals</b>						
1	TURNER, ROSE	12	GRIFFITH	3:13.79	_____	_____
2	LORENZ, JORJA	14	VALLEY AQUATIC	3:11.71	_____	_____
3	SMITH, MIKAYLA	14	DUBBO CITY	3:07.49	_____	_____
4	SALVESTRO, MATISSE	17	GRIFFITH	3:04.22	_____	_____
5	HALL, LAURA	13	TAMWORTH CITY	3:01.32	_____	_____
6	MALOY, APRIL	13	MACQUARIE SHORES	3:03.01	_____	_____
7	MORGAN, LARA	13	HUNTER	3:05.03	_____	_____
8	SADLER-PATHER, MILANA	13	GINNINDERRA	3:11.07	_____	_____
9	WINDEYER, GIGI	12	DUBBO CITY	3:13.67	_____	_____
10	THOMAS, AMBER	13	COOLAH	3:14.79	_____	_____
<b>Heat 3 of 3 Timed Finals</b>						
2	RAMIEN, MOLLY	11	GUNNEDAH	3:26.56	_____	_____
3	LAVELLE, PHOEBE	11	DUBBO CITY	3:24.73	_____	_____
4	JIMMIESON, PORSCHA SB19	16	MUSWELLBROOK	3:22.82	_____	_____
5	CASHMAN, GEMMA	12	KINROSS WOLAROI	3:16.53	_____	_____
6	THOMAS, TIA	14	COOLAH	3:20.75	_____	_____
7	WHITTON, ALEXIS	11	GUNNEDAH	3:23.30	_____	_____
8	MARTIN, RUBY	15	BOMADERRY	3:25.66	_____	_____
9	MAYNIER, SAVANAH SB14	15	TOUKLEY	3:35.00	_____	_____

**Event 7 Men 100 Metre Freestyle Multi-Class**

Lane	Name	Age	Team	Seed Time	Finals	Place
<b>Heat 1 of 1 Timed Finals</b>						
3	MCGRATH, ALEX S18	14	ORANA AQUATIC	2:20.52	_____	_____
4	PRICE, MATTY S14	16	PARKES	1:12.28	_____	_____
5	DEWAR, RICHARD S14	14	ORANA AQUATIC	49.78	_____	_____
6	PRICE, BLAKE S19	15	PARKES	1:10.16	_____	_____
7	TANDY-BELL, RONNIE S10	12	WELLINGTON	1:26.27	_____	_____

## Event 8 Women 100 Metre Freestyle Multi-Class

Lane	Name	Age	Team	Seed Time	Finals	Place
<b>Heat 1 of 1</b>	<b>Timed Finals</b>					
3	COFFEY, KATRINA S18	37	ORANA AQUATIC	1:40.73	_____	_____
4	MORRISSEY, SKYE S10	14	MACQUARIE YABBIES	1:32.85	_____	_____
5	JIMMIESON, PORSCHA S19	16	MUSWELLBROOK	1:07.87	_____	_____
6	MAYNIER, SAVANAH S14	15	TOUKLEY	1:15.23	_____	_____
7	HOGAN, MIA S13	10	ALBURY	1:36.17	_____	_____

## Event 9 Men 50 Metre Freestyle

Lane	Name	Age	Team	Seed Time	Finals	Place
<b>Heat 1 of 17</b>	<b>Timed Finals</b>					
1	O'DONNELL, HARRY	17	ORANA AQUATIC	27.41	_____	_____
2	FORRESTER, TRAEVION	15	DUBBO CITY	27.01	_____	_____
3	TRAUB-REHM, DOMINIK	17	VALLEY AQUATIC	26.17	_____	_____
4	MCCABE, SEAN	17	MACQUARIE YABBIES	26.03	_____	_____
5	PELL, THOMAS	16	KINROSS WOLAROI	25.19	_____	_____
6	MCFADDEN, THEO	15	VALLEY AQUATIC	25.81	_____	_____
7	STEELE, BRODY	14	KINROSS WOLAROI	26.07	_____	_____
8	RUHBAUM, RYAN	16	ALBURY	26.47	_____	_____
9	MOODY, LIAM	17	ORANGE AQUATIC	27.35	_____	_____
10	BULLIVANT, PATRICK	17	GT AQUATICS	27.41	_____	_____
<b>Heat 2 of 17</b>	<b>Timed Finals</b>					
1	TEMPLE, LOGAN	15	ALBURY	28.74	_____	_____
2	KENNEDY (V), NEIL	13	CRANBROOK	28.64	_____	_____
3	FORD, ALEXANDER	14	NELSON BAY	28.39	_____	_____
4	SCICLUNA, TYSON	18	MINGARA	27.91	_____	_____
5	BENNETT, SAMUEL	16	ORANGE AQUATIC	27.60	_____	_____
6	DAVIES, JONATHAN	16	GRIFFITH	27.61	_____	_____
7	WILLIAMS, SPENCER	14	KINROSS WOLAROI	28.08	_____	_____
8	REID, MAX	14	FORBES FINS	28.63	_____	_____
9	MITCHELL, BENJAMIN	13	MACQUARIE SHORES	28.69	_____	_____
10	THOMPSON, ALEXANDER	15	GUNNEDAH	28.76	_____	_____
<b>Heat 3 of 17</b>	<b>Timed Finals</b>					
1	KNIGHT, HENRY	15	COBAR	29.40	_____	_____
2	SERAFIN, TAYLOR	13	GRIFFITH	29.21	_____	_____
3	LETHAM, WILLIAM	13	MUDGEE INDOOR	29.00	_____	_____
4	DOWNEY, TYLER	13	MACQUARIE SHORES	28.91	_____	_____
5	SMITH, DANIEL	15	NARRABRI	28.88	_____	_____
6	BURG, AYDEN	16	BERESFIELD	28.88	_____	_____
7	FUENTES, LOUIE	13	MINGARA	28.93	_____	_____
8	LOWTHER, MATTHEW	13	KINROSS WOLAROI	29.10	_____	_____
9	TOOLE, RYAN	14	QUANDIALLA	29.31	_____	_____
10	CASHMAN, BRODIE	14	KINROSS WOLAROI	29.60	_____	_____
<b>Heat 4 of 17</b>	<b>Timed Finals</b>					
1	MCDONALD (V), OTTO	12	LEICHHARDT	30.34	_____	_____
2	SCANLON-DAWSON, ALEXANDER	14	360 SCULLY PARK	30.17	_____	_____
3	JENKINS, WILL	12	NOVOCASTRIAN	29.86	_____	_____
4	WHITING, RYAN	12	ORANGE AQUATIC	29.75	_____	_____
5	BALL, THOMAS	15	PARKES	29.61	_____	_____
6	MEDHURST, EMMITT	13	DENMAN	29.72	_____	_____
7	WELCH, JACKSON	14	NOVOCASTRIAN	29.85	_____	_____
8	BEVAN, HUGH	15	MACQUARIE YABBIES	30.11	_____	_____
9	LOWTHER, TIMOTHY	15	KINROSS WOLAROI	30.23	_____	_____
10	FULLER, LOGAN	14	TAMWORTH CITY	30.76	_____	_____





<b>Heat 5 of 17 Timed Finals</b>			
1	AMBAZIDIS, KONSTANTINOS	13 NUSWIM	31.34
2	EDWARDS, DANIEL	13 NUSWIM	31.29
3	CHALHOUB, SEBASTIAN	11 HUNTER	31.20
4	SANDSTROM, CHANCE	13 NUSWIM	31.01
5	JENKINS, ARCHIE	12 NOVOCASTRIAN	30.79
6	NG, BOSCO	14 WEST WYALONG	30.89
7	BET, LUCA	14 FORBES FINS	31.05
8	MCFADDEN, FINIAN	14 VALLEY AQUATIC	31.27
9	SMITH, NOAH	14 VALLEY AQUATIC	31.29
10	SMITH, LEVI	13 GT AQUATICS	31.46
<b>Heat 6 of 17 Timed Finals</b>			
1	STEWART, LANE	14 GRIFFITH	32.86
2	RYAN, WILLIAM	10 SINGLETON	32.32
3	BONEHAM, BAILEY	15 WEST WYALONG	32.29
4	AKINYEMI, ZACH	13 GUNNEDAH	32.11
5	LYNCH, JACOB	12 CHARLESTOWN	31.87
6	FITZGIBBON, KALEB	12 VALLEY AQUATIC	31.99
7	WHITTON, COOPER	12 GUNNEDAH	32.15
8	SPINKS, JOSH	10 GUNNEDAH	32.31
9	MCANALLY, HUGH	11 DUBBO CITY	32.52
10	COUSINS, HARRY	14 COBAR	32.94
<b>Heat 7 of 17 Timed Finals</b>			
1	MCGILVRAY, EDWARD	11 MUDGEE INDOOR	34.53
2	VAN DAM, KYRAN	9 HUNTER	34.34
3	O'LOUGHLIN, BYRON	52 TOUKLEY	33.74
4	LONG, JACK	14 ORANA AQUATIC	33.36
5	PEARSON, OLIVER	11 TAMWORTH CITY	32.99
6	MINGAY, NATE	11 GRIFFITH	33.01
7	FORRESTER, ZIAIRE	12 DUBBO CITY	33.65
8	HALL, MAX	10 ALBURY	34.02
9	HUNT, HENRY	12 WARREN	34.48
10	ROBERTS, LENNY	9 VALLEY AQUATIC	34.78
<b>Heat 8 of 17 Timed Finals</b>			
1	MORGAN, ALEXANDER	10 HUNTER	36.02
2	LYONS, BADEN	14 DUBBO CITY	35.84
3	LOCKYER, CHARLIE	13 DUBBO CITY	35.44
4	BOWMAN, JOCK	10 ORANGE AQUATIC	35.31
5	GOSSON, JETHRO	13 TAMWORTH CITY	34.93
6	FITZGIBBON, ATLIN	10 VALLEY AQUATIC	35.29
7	ALEXANDER, MONTY	11 ALBURY	35.41
8	BUSBY, LUKE	11 GRIFFITH	35.54
9	HOLMES, THOMAS	9 NYNGAN	35.89
10	PORCH, CHARLES	12 SCONE	36.05
<b>Heat 9 of 17 Timed Finals</b>			
1	CASEY FERNANDEZ, KNOA	11 KINCUMBER PACIFIC DOLPHINS	37.31
2	JANSEN, WILLIAM	12 GUNNEDAH	36.95
3	BOOBY, MAX	11 NARRABRI	36.43
4	SCOTT, BENJAMIN	11 ALBURY	36.27
5	MACINNES, DIGBY	10 MACQUARIE YABBIES	36.12
6	LALEWICZ, ALEXANDER	10 VALLEY AQUATIC	36.21
7	CARTER, NED	10 HUNTER	36.28
8	MANY, CAMDEN	9 GUNNEDAH	36.64
9	KHAFAJI, ZANE	9 HUNTER	37.11
10	STOCKS, RILEY	11 DENMAN	37.52

**Heat 10 of 17 Timed Final**

1	HALL, THOMAS	10 TAMWORTH CITY	38.65	_____	_____
2	THREADGATE, BILLY	10 MAITLAND	38.53	_____	_____
3	LONG, NATE	12 ORANA AQUATIC	38.38	_____	_____
4	BENNETT, RILEY	13 ORANGE AQUATIC	38.30	_____	_____
5	ROBB, CHARLES	10 NYNGAN	38.07	_____	_____
6	WEST, ZEKE	9 HUNTER	38.12	_____	_____
7	WELSH, GEORGE	11 WARREN	38.37	_____	_____
8	LIDSTER, DEEGAN	12 MUSWELLBROOK	38.45	_____	_____
9	OGILVIE, KYNAN	11 EAST MAITLAND OLYMPIC	38.63	_____	_____
10	JOHNSTON, LAWRENCE	11 DENMAN	38.66	_____	_____

**Heat 11 of 17 Timed Finals**

1	LITTLEJOHN, FREDDIE	9 ORANGE AQUATIC	40.63	_____	_____
2	WHITELEY, OLIVER	9 WARREN	39.99	_____	_____
3	MALONEY, CONAN	10 ALBURY	39.67	_____	_____
4	EVANS, KAI	9 GOSFORD STINGGRAYS	39.44	_____	_____
5	DAVIS, GEORGE	11 KINROSS WOLAROI	38.88	_____	_____
6	STILES, ALEX	10 DUBBO CITY	39.35	_____	_____
7	WHITING, DYLAN	11 ORANGE AQUATIC	39.51	_____	_____
8	HETHERINGTON, CHARLIE	10 CANBERRA	39.79	_____	_____
9	MAINEY, CHARLIE	10 GUNNEDAH	40.35	_____	_____
10	STEVENS, FREDDY	11 MUDGEE INDOOR	40.87	_____	_____

**Heat 12 of 17 Timed Finals**

1	PERINI, BLAKE	11 ALBURY	42.31	_____	_____
2	GUNN, LAWSON	9 DUBBO CITY	42.13	_____	_____
3	RYAN, LACHLAN	8 SINGLETON	41.90	_____	_____
4	MAINEY, DARCY	11 GUNNEDAH	41.36	_____	_____
5	WARD, HARLEM	9 WARREN	41.12	_____	_____
6	WILSON, ETHAN	9 ALBURY	41.19	_____	_____
7	MAHONEY, EVAN	9 NOVOCASTRIAN	41.58	_____	_____
8	SHORTER, WYATT	8 GUNNEDAH	41.99	_____	_____
9	KEIGHTLEY, ARTHUR	9 MUDGEE INDOOR	42.26	_____	_____
10	MORGAN, ETHAN	8 HUNTER	42.36	_____	_____

**Heat 13 of 17 Timed Finals**

1	WHITELEY, EDWARD	8 WARREN	46.27	_____	_____
2	CHAPMAN, OLIVER	8 ORANGE AQUATIC	45.47	_____	_____
3	BENNETT, HUNTER	11 ORANGE AQUATIC	43.60	_____	_____
4	MAINEY, LEWIS	8 GUNNEDAH	43.32	_____	_____
5	MEDHURST, ARCHIE	10 DENMAN	42.38	_____	_____
6	CHALHOUB, JULIAN	8 HUNTER	42.87	_____	_____
7	LONG, TOM	8 ORANA AQUATIC	43.38	_____	_____
8	WELSH, LOUIS	9 WARREN	43.91	_____	_____
9	SKINNER, HARRISON	10 DUBBO CITY	45.63	_____	_____
10	DRINKWATER, TAYLOR	8 ALBURY	46.43	_____	_____

**Heat 14 of 17 Timed Finals**

1	CARTER, MAX	8 HUNTER	48.93	_____	_____
2	THOMAS, REX	8 COOLAH	48.31	_____	_____
3	WHITELEY, MAXWELL	11 WARREN	47.93	_____	_____
4	STEPHENS, OWEN	9 TITANS	46.99	_____	_____
5	MORRIS, WILLIAM	8 HUNTER	46.56	_____	_____
6	SMART, TOBY	9 DUBBO CITY	46.87	_____	_____
7	BRIGHT, SHAUN	11 MINGARA	47.67	_____	_____
8	VAN DAM, TREY	8 HUNTER	48.17	_____	_____
9	HANSON, JACKOBY	9 DUBBO RSL	48.62	_____	_____
10	VAN DAM, PAX	8 HUNTER	50.78	_____	_____

**Heat 15 of 17 Timed Finals**

1	LYNCH, RYDER	7	SINGLETON	58.49		
2	DAVIS, WILLIAM	9	KINROSS WOLAROI	56.00		
3	ROBB, EDWARD	8	NYNGAN	55.12		
4	KARABAEV, STEFAN	8	GOSFORD STINGRAYS	54.02		
5	HARTMANN, WILL	8	SINGLETON	52.40		
6	SKINNER, ARTHUR	8	DUBBO CITY	52.59		
7	KARABAEV, LUCAS	8	GOSFORD STINGRAYS	54.19		
8	MALONEY, DUKE	8	ALBURY	55.52		
9	FORD, ANTHONY	8	NELSON BAY	56.23		
10	BOOBY, ANGUS	7	NARRABRI	58.65		

**Heat 16 of 17 Timed Finals**

1	SPRINGER, JOEL	12	ORANGE AQUATIC	NT		
2	HENLEY, WILLIAM	15	DENMAN	NT		
3	DRAGOVIC, ANTHONY	37	DAPTO	NT		
4	MEYERS, HAMISH	7	DUBBO CITY	1:16.33		
5	LITTLEJOHN, RALPH	7	ORANGE AQUATIC	1:01.11		
6	WEST, AMOS	7	HUNTER	1:04.60		
7	BAILEY, ANGUS	7	DUBBO CITY	1:16.41		
8	MCCABE, LACHLAN	24	MACQUARIE YABBIES	NT		
9	CHUGG, JAMES	14	VALLEY AQUATIC	NT		

**Heat 17 of 17 Timed Finals**

4	KHAFAJI, LAITH	6	HUNTER	NT		
5	BENNETT, ALEXANDER	8	MOLONG	NT		
6	CHAPMAN, ARCHIE	7	ORANGE AQUATIC	NT		

**Event 10 Women 50 Metre Freestyle**

Lane	Name	Age	Team	Seed Time	Finals	Place
<b>Heat 1 of 23 Timed Finals</b>						
1	WHALAN, SIENNA	16	KINROSS WOLAROI	29.40		
2	WILLIAMS, TAEYA	14	GINNINDERRA	28.82		
3	MCGILVRAY, CHLOE	15	KINROSS WOLAROI	28.69		
4	KOHL, ELLA	16	MACQUARIE SHORES	28.37		
5	MARKS, MADDIE	15	WARREN	28.04		
6	STORER, ANNABELLA	18	ALBURY	28.34		
7	MCANENEY, SOPHIE	13	DUBBO CITY	28.62		
8	WAKE, MAIA	16	DUBBO CITY	28.82		
9	HORVATH, LARA	15	CHARLESTOWN	28.84		
10	TREWERN, ABBEY	15	360 SCULLY PARK	29.49		
<b>Heat 2 of 23 Timed Finals</b>						
1	MESSNER, ABBIE	12	DUBBO CITY	29.76		
2	HUNT (V), ISABELLA	14	LORETO NORMANHURST	29.71		
3	SMITH, MIKAYLA	14	DUBBO CITY	29.64		
4	PROVOST, CHLOE	13	KINROSS WOLAROI	29.56		
5	CARTER, RUBY	13	HUNTER	29.50		
6	BAILEY, EVE	16	DUBBO CITY	29.54		
7	HAMILTON, SOPHIE	12	NOVOCASTRIAN	29.60		
8	BUTLER, COLBIE	14	KOOTINGAL MOONBI	29.71		
9	ESPERT, AMELIA	15	CHARLESTOWN	29.75		
10	JONES, ANNIE	13	GRIFFITH	29.86		



**Heat 3 of 23 Timed Finals**

1	SALVESTRO, MATISSE	17	GRIFFITH	30.47	_____	_____
2	HANNAFORD, AUDREY	13	GUNNEDAH	30.25	_____	_____
3	SPARKS, NATALIE	20	BOMADERRY	30.07	_____	_____
4	MCCAULEY, BRIDIE	16	ORANGE AQUATIC	30.00	_____	_____
5	WATERMAN, EDWINA	15	KINROSS WOLAROI	29.97	_____	_____
6	THOMAS, AMBER	13	COOLAH	29.98	_____	_____
7	MALOY, APRIL	13	MACQUARIE SHORES	30.06	_____	_____
8	SADLER-PATHER, MILANA	13	GINNINDERRA	30.08	_____	_____
9	WILKINS, MIA	17	TITANS	30.37	_____	_____
10	HALL, LAURA	13	TAMWORTH CITY	30.51	_____	_____

**Heat 4 of 23 Timed Finals**

1	SMITH, MIA	14	NOVOCASTRIAN	31.18	_____	_____
2	THOMAS, TIA	14	COOLAH	31.11	_____	_____
3	KEENE, ANNABELLE	17	NOVOCASTRIAN	30.76	_____	_____
4	MARTIN, RUBY	15	BOMADERRY	30.75	_____	_____
5	O'CONNELL, LILAH	12	ALBURY	30.61	_____	_____
6	JIMMIESON, PORSCHA S19	16	MUSWELLBROOK	30.67	_____	_____
7	RUHBAUM, JENNA	14	ALBURY	30.75	_____	_____
8	WHITTON, ALEXIS	11	GUNNEDAH	31.00	_____	_____
9	SPADARI, ALICE	13	HUNTER	31.12	_____	_____
10	RAMIEN, MOLLY	11	GUNNEDAH	31.24	_____	_____

**Heat 5 of 23 Timed Finals**

1	HETHERINGTON, GRACE	15	CANBERRA	31.81	_____	_____
2	CUMMINGS, AVA	12	DUBBO RSL	31.69	_____	_____
3	PACKER, CHARLOTTE	13	GT AQUATICS	31.50	_____	_____
4	PARRY, KHARLIAH	12	PARKES	31.39	_____	_____
5	FITTLER, ELLA	16	TAMWORTH CITY	31.29	_____	_____
6	FITZHARDINGE, EDIE	15	CHARLESTOWN	31.37	_____	_____
7	HUGHES, ANNABELLE	13	NUSWIM	31.48	_____	_____
8	PACKER, PHOEBE	14	GT AQUATICS	31.67	_____	_____
9	WILLIAMS, CHARLOTTE	12	KINROSS WOLAROI	31.80	_____	_____
10	BENNETT, SIENNA	13	DUBBO RSL	31.87	_____	_____

**Heat 6 of 23 Timed Finals**

1	WHITELEY, MATILDA	12	WARREN	32.39	_____	_____
2	AMBAZIDOU, ANNA	14	NUSWIM	32.21	_____	_____
3	ROSE, ERIKO	12	COONAMBLE	32.19	_____	_____
4	EDMONDS, SHELBY	12	MUSWELLBROOK	32.16	_____	_____
5	TURNER, ROSE	12	GRIFFITH	31.96	_____	_____
6	KING, INDIANNA	12	360 SCULLY PARK	32.04	_____	_____
7	RINDFLEISH, SOPHIE	12	COOLAH	32.18	_____	_____
8	JOHNSON, TAYA	15	CHARLESTOWN	32.19	_____	_____
9	OLAH, ANISE	13	KINROSS WOLAROI	32.24	_____	_____
10	ANDROUTSOS, LILY	13	TAMWORTH CITY	32.42	_____	_____

**Heat 7 of 23 Timed Finals**

1	MORGAN, LARA	13	HUNTER	32.82	_____	_____
2	HORSTMAN, EDIE	13	ORANGE AQUATIC	32.81	_____	_____
3	CASHMAN, GEMMA	12	KINROSS WOLAROI	32.76	_____	_____
4	HUCKEL, EMMA	13	ALBURY	32.53	_____	_____
5	SPARKS, ALISON	23	BOMADERRY	32.44	_____	_____
6	PERINI, PHOEBE	14	ALBURY	32.52	_____	_____
7	MINTO, LUCIA	13	HUNTER	32.57	_____	_____
8	WILLIAMS, ABBY	11	ORANGE AQUATIC	32.79	_____	_____
9	LEACH, ABBY	12	MACQUARIE SHORES	32.81	_____	_____
10	KARABAEVA, EVANGELINA	13	GOSFORD STINGRAYS	32.87	_____	_____

**Heat 8 of 23 Timed Finals**

1	BEVERN, LILLI	11	DUBBO CITY	33.56	_____	_____
2	O'CONNELL, EDEN	11	ALBURY	33.37	_____	_____
3	SMITH, AVA	13	NARRABRI	33.04	_____	_____
4	KEIGHTLEY, EDITH	14	MUDGEE INDOOR	32.93	_____	_____
5	JENKINS, KELSEY	14	VALLEY AQUATIC	32.91	_____	_____
6	JONES, DANIKA	13	GUNNEDAH	32.93	_____	_____
7	WINDEYER, GIGI	12	DUBBO CITY	33.04	_____	_____
8	TOOHEY, ANNA	12	DUBBO CITY	33.22	_____	_____
9	BEVAN, RUBY	13	MACQUARIE YABBIES	33.41	_____	_____
10	SMITH, MILLAH	13	TAMWORTH CITY	33.71	_____	_____

**Heat 9 of 23 Timed Finals**

1	MCCAULEY, KALISHA	13	ORANGE AQUATIC	34.25	_____	_____
2	MARTIN, EMILY	11	NYNGAN	34.06	_____	_____
3	BULLIVANT, EMILY	12	GT AQUATICS	33.99	_____	_____
4	CHAPMAN, HANNAH	11	ORANGE AQUATIC	33.98	_____	_____
5	STOCKS, NATASHA	13	DENMAN	33.72	_____	_____
6	HARISSON, CAITLYN	12	BATHURST CITY	33.96	_____	_____
7	DRAGOVIC, AVA	11	DAPTO	33.98	_____	_____
8	SPINKS, KATIE	13	GUNNEDAH	34.05	_____	_____
9	PEYCHERS, CHARLIE	11	BATHURST CITY	34.24	_____	_____
10	PEYCHERS, LYNDALL	9	BATHURST CITY	34.25	_____	_____

**Heat 10 of 23 Timed Finals**

1	CONSTABLE, LYBBIE	14	MUDGEE INDOOR	34.69	_____	_____
2	SWIFT, BRONTE	12	MACQUARIE SHORES	34.67	_____	_____
3	MINTO, KOKODA	15	HUNTER	34.52	_____	_____
4	WELCH, ISABELLE	9	NOVOCASTRIAN	34.46	_____	_____
5	MCANALLY, ANDIE	13	DUBBO CITY	34.29	_____	_____
6	DWYER, LAURA	14	BLAYNEY	34.37	_____	_____
7	SMITH, TAHLIA	12	DUBBO CITY	34.47	_____	_____
8	STEELE, TAHNEE	13	GUNNEDAH	34.63	_____	_____
9	FLINT, AVA	12	MACQUARIE SHORES	34.69	_____	_____
10	WILSON, ALEXANDRA	12	ALBURY	34.80	_____	_____

**Heat 11 of 23 Timed Finals**

1	AKINYEMI, HANNAH	10	GUNNEDAH	35.70	_____	_____
2	CRAPP, CAMILLA	12	ALBURY	35.41	_____	_____
3	FORRESTER, PHOEBE	13	MUDGEE INDOOR	35.04	_____	_____
4	LOCKYER, SOPHIE	15	DUBBO CITY	34.93	_____	_____
5	LAVELLE, PHOEBE	11	DUBBO CITY	34.85	_____	_____
6	DWYER, MAEVE	12	ALBURY	34.92	_____	_____
7	ROSE, AIKO	10	COONAMBLE	35.01	_____	_____
8	TRIPLETT, ELLA	11	MACQUARIE SHORES	35.37	_____	_____
9	MORRIS, HANNAH	13	HUNTER	35.62	_____	_____
10	HORTON, AMELIA	11	ALBURY	35.72	_____	_____

**Heat 12 of 23 Timed Finals**

1	GILL, ALLIENA	10	MACQUARIE YABBIES	36.69	_____	_____
2	GODDARD, EUGENIE	11	GUNNEDAH	36.54	_____	_____
3	CLIFTON, SOPHIE	10	ALBURY	36.31	_____	_____
4	DEMAMIEL, EMMI	10	ALBURY	36.23	_____	_____
5	PROVOST, ISABELLE	11	KINROSS WOLAROI	35.88	_____	_____
6	DEMAMIEL, ZAHLI	11	ALBURY	35.91	_____	_____
7	ROBB, LILLY	12	NYNGAN	36.27	_____	_____
8	BOURKE, JASMINE	16	NYNGAN	36.31	_____	_____
9	COUSINS, CLAIR	10	COBAR	36.63	_____	_____
10	SMITH, HOPE	10	TAMWORTH CITY	36.87	_____	_____

**Heat 13 of 23 Timed Finals**

1	DIFFEY, LUCY	12	ORANA AQUATIC	37.50		
2	SMITH, ELODIE	9	DUBBO CITY	37.28		
3	AUVAA, SAVANNAH	10	BATHURST	37.13		
4	DRINKWATER, MCKENZIE	10	ALBURY	37.07		
5	BARNETT, JULIA	12	WARREN	36.88		
6	REID, CHARLOTTE	12	FORBES FINS	37.02		
7	WILLIAMS, INDIANNAH	11	GINNINDERRA	37.12		
8	DOWNEY, SIENNA	11	MACQUARIE SHORES	37.22		
9	LOWTHER, GRACE	10	KINROSS WOLAROI	37.34		
10	MARKHAM, INDY	12	VALLEY AQUATIC	37.80		

**Heat 14 of 23 Timed Finals**

1	BUNNEMEYER, KLARA	10	TAMWORTH CITY	38.92		
2	BOWMAN, BELLA	8	ORANGE AQUATIC	38.51		
3	MEDHURST, CLAUDIA	12	DENMAN	38.47		
4	MURRAY, ELLA	15	TAMWORTH CITY	38.17		
5	CHAPMAN, MYAH	11	ORANA AQUATIC	38.03		
6	MORGAN, CLAUDIA	12	HUNTER	38.12		
7	DWYER, ERIN	12	BLAYNEY	38.43		
8	DRAGOVIC, SOFIA	9	DAPTO	38.48		
9	BOYD, BREANNA	10	WARREN	38.90		
10	MORRIS, CHARLIE	10	HUNTER	39.02		

**Heat 15 of 23 Timed Finals**

1	HUNT, MADDISON	10	WARREN	39.73		
2	RICH, IVY	11	DUBBO CITY	39.63		
3	BRUCE, CLARE	11	WARREN	39.30		
4	MACBETH, KAYLA	11	WERRIS CREEK	39.21		
5	CLANCY, LYDIA	12	ALBURY	39.09		
6	WRIGHT, AVA	11	DUBBO CITY	39.20		
7	NG, QUINCY	10	WEST WYALONG	39.22		
8	HURST, TAMIKA	9	NYNGAN	39.59		
9	WYKES, SOPHIE	10	WELLINGTON	39.67		
10	COUSINS, ASHLEY	15	COBAR	39.74		

**Heat 16 of 23 Timed Finals**

1	HOLMES, SUMMER	11	NYNGAN	41.34		
2	COHEN, KEIRA	10	KINCUMBER PACIFIC DOLPHINS	41.05		
3	LAVELLE, STELLA	9	DUBBO CITY	40.67		
4	COHEN, TAYLAH	8	KINCUMBER PACIFIC DOLPHINS	40.59		
5	BARTLETT, BLAIR	10	360 SCULLY PARK	40.32		
6	COSTELLOE, CAITLYN	11	360 SCULLY PARK	40.36		
7	BOOBY, LUCY	9	NARRABRI	40.60		
8	FORRESTER, URIAH	9	DUBBO CITY	40.90		
9	WHITING, MADDISON	8	ORANGE AQUATIC	41.14		
10	LONG, SARAH	10	ORANA AQUATIC	41.55		

**Heat 17 of 23 Timed Finals**

1	SCANLON-DAWSON, ADELAIDE	10	360 SCULLY PARK	42.80		
2	HARTMANN, ANNIKA	9	SINGLETON	42.52		
3	PURKISS, LUCIE	11	360 SCULLY PARK	42.39		
4	MILFORD, AVA	9	COOLAH	41.87		
5	MCLEAN, ROSE	9	HUNTER	41.69		
6	JENKINS, CHARLOTTE	11	VALLEY AQUATIC	41.84		
7	RUSHFORD, ZARA	12	MAITLAND	41.88		
8	COOK, ALIZA	9	ORANGE AQUATIC	42.46		
9	GROEN, ZOEY	9	DUBBO CITY	42.67		
10	MEDHURST, STELLA	10	DENMAN	42.83		

**Heat 18 of 23 Timed Finals**

1 JIMMIESON, YASMIN  
 2 GUNN, LEILA  
 3 LYNCH, MILA  
 4 HANSON, LILLITH  
 5 SCOTSON, EMMY  
 6 WYKES, MILLY  
 7 MOALA, SOPHIE  
 8 HOWARD, ELLA  
 9 MARKHAM, EDEN  
 10 O'BRIEN, WINIFRED

21 MUSWELLBROOK 43.74  
 11 DUBBO CITY 43.50  
 10 SINGLETON 43.15  
 10 DUBBO RSL 43.08  
 11 WARREN 43.04  
 12 WELLINGTON 43.08  
 9 GRIFFITH 43.09  
 11 ORANA AQUATIC 43.27  
 9 VALLEY AQUATIC 43.59  
 10 WARREN 43.94

**Heat 19 of 23 Timed Finals**

1 BEVERN, GEORGIA  
 2 OLIVER, ISABELLA  
 3 MILFORD, AALIYAH  
 4 MCLEAN, EMMA  
 5 SCOTT, AMELIA  
 6 RULE, RUBY  
 7 DIFFEY, MAGGIE  
 8 DEWAR, CHARLOTTE  
 9 BET, ELENA  
 10 WINDEYER, POPPY

8 DUBBO CITY 46.17  
 10 TUMUT 45.53  
 7 COOLAH 45.45  
 8 GRIFFITH 45.10  
 9 ALBURY 44.28  
 9 KOOTINGAL MOONBI 44.40  
 9 ORANA AQUATIC 45.14  
 13 ORANA AQUATIC 45.48  
 9 FORBES FINS 45.95  
 9 DUBBO CITY 46.53

**Heat 20 of 23 Timed Finals**

1 PEARSON, GEORGINA  
 2 MACINNES, CLAUDIA  
 3 BARNETT, LARA  
 4 BEVAN, HARRIET  
 5 GOSSON, TABITHA  
 6 TINK, ELLA  
 7 SMITH, LOTTIE  
 8 BUNNEMEYER, EMILIA  
 9 KELLY, IZABELLE  
 10 GOOLD, BRONTE

7 TAMWORTH CITY 50.38  
 8 MACQUARIE YABBIES 49.84  
 8 WARREN 49.63  
 12 MACQUARIE YABBIES 48.55  
 11 TAMWORTH CITY 47.03  
 9 ORANGE AQUATIC 47.48  
 10 TAMWORTH CITY 48.88  
 9 TAMWORTH CITY 49.67  
 10 DUBBO CITY 50.02  
 9 NUSWIM 50.72

**Heat 21 of 23 Timed Finals**

1 JENKINS, SOPHIA  
 2 RICH, ELENI  
 3 AUVAA, SCARLETT  
 4 MCANALLY, SOPHIE  
 5 LAVELLE, FRANKIE  
 6 MEYERS, GEORGIE  
 7 O'BRIEN, EDITH  
 8 WRIGHT, MIA  
 9 HANSON, ARLIE  
 10 O'BRIEN, HILLARY

8 VALLEY AQUATIC 1:14.73  
 8 DUBBO CITY 56.26  
 7 BATHURST 55.84  
 9 DUBBO CITY 52.42  
 7 DUBBO CITY 51.57  
 9 DUBBO CITY 51.67  
 8 WARREN 55.07  
 8 DUBBO CITY 56.15  
 8 DUBBO RSL 57.89  
 7 WARREN 1:15.38

**Heat 22 of 23 Timed Finals**

2 DUFFY, AMELIA  
 3 MURRAY, OLIVIA  
 4 ANNETTS, SAMANTHA  
 5 DUFFY, MADELINE  
 6 LORENZ, JORJA  
 7 MEIRING, CHARLOTTE  
 8 HENLEY, DANIELLE  
 9 MEIRING, EMILY

12 BINALONG NSW NT  
 13 TAMWORTH CITY NT  
 13 ORANGE AQUATIC NT  
 14 BINALONG NSW NT  
 14 VALLEY AQUATIC NT  
 13 ORANGE AQUATIC NT  
 12 DENMAN NT  
 11 ORANGE AQUATIC NT

**Heat 23 of 23 Timed Finals**

4 SMART, EDITH  
 5 VIAL, ELSIE  
 6 GOOLD, LILY

7 DUBBO CITY NT  
 10 ORANGE AQUATIC NT  
 7 NUSWIM NT

**Event 11 Men 100 Metre Backstroke**

Lane	Name	Age	Team	Seed Time	Finals	Place
<b>Heat 1 of 10</b>	<b>Timed Finals</b>					
1	KENNEDY (V), NEIL	13	CRANBROOK	1:14.12	_____	_____
2	LOWTHER, MATTHEW	13	KINROSS WOLAROI	1:13.48	_____	_____
3	BULLIVANT, PATRICK	17	GT AQUATICS	1:10.09	_____	_____
4	CASHMAN, CALEB	15	KINROSS WOLAROI	1:05.70	_____	_____
5	STEELE, BRODY	14	KINROSS WOLAROI	1:02.80	_____	_____
6	RUHBAUM, RYAN	16	ALBURY	1:05.55	_____	_____
7	MCKINTY, JACK	17	GT AQUATICS	1:08.86	_____	_____
8	MCCABE, SEAN	17	MACQUARIE YABBIES	1:12.22	_____	_____
9	SMITH, DANIEL	15	NARRABRI	1:13.80	_____	_____
10	BENNETT, SAMUEL	16	ORANGE AQUATIC	1:14.13	_____	_____
<b>Heat 2 of 10</b>	<b>Timed Finals</b>					
1	SMITH, LEVI	13	GT AQUATICS	1:20.17	_____	_____
2	MCFADDEN, FINIAN	14	VALLEY AQUATIC	1:18.90	_____	_____
3	WILLIAMS, SPENCER	14	KINROSS WOLAROI	1:18.38	_____	_____
4	KNIGHT, HENRY	15	COBAR	1:16.81	_____	_____
5	O'DONNELL, HARRY	17	ORANA AQUATIC	1:15.13	_____	_____
6	CASHMAN, BRODIE	14	KINROSS WOLAROI	1:16.11	_____	_____
7	BET, LUCA	14	FORBES FINS	1:18.27	_____	_____
8	SMITH, NOAH	14	VALLEY AQUATIC	1:18.67	_____	_____
9	SERAFIN, TAYLOR	13	GRIFFITH	1:18.97	_____	_____
10	JENKINS, ARCHIE	12	NOVOCASTRIAN	1:20.36	_____	_____
<b>Heat 3 of 10</b>	<b>Timed Finals</b>					
1	MCGILVRAY, EDWARD	11	MUDGEES INDOOR	1:23.33	_____	_____
2	BEVAN, HUGH	15	MACQUARIE YABBIES	1:22.71	_____	_____
3	MCDONALD (V), OTTO	12	LEICHHARDT	1:22.25	_____	_____
4	NG, BOSCO	14	WEST WYALONG	1:21.68	_____	_____
5	JENKINS, WILL	12	NOVOCASTRIAN	1:21.04	_____	_____
6	AMBAZIDIS, KONSTANTINOS	13	NUSWIM	1:21.29	_____	_____
7	CHALHOUB, SEBASTIAN	11	HUNTER	1:22.25	_____	_____
8	FULLER, LOGAN	14	TAMWORTH CITY	1:22.59	_____	_____
9	FITZGIBBON, KALEB	12	VALLEY AQUATIC	1:22.88	_____	_____
10	MITCHELL, BENJAMIN	13	MACQUARIE SHORES	1:23.36	_____	_____
<b>Heat 4 of 10</b>	<b>Timed Finals</b>					
1	WHITTON, COOPER	12	GUNNEDAH	1:27.07	_____	_____
2	AKINYEMI, ZACH	13	GUNNEDAH	1:26.84	_____	_____
3	MINGAY, NATE	11	GRIFFITH	1:25.90	_____	_____
4	BONEHAM, BAILEY	15	WEST WYALONG	1:25.39	_____	_____
5	REID, MAX	14	FORBES FINS	1:23.49	_____	_____
6	PRICE, MATTY S14	16	PARKES	1:24.44	_____	_____
7	LOWTHER, TIMOTHY	15	KINROSS WOLAROI	1:25.70	_____	_____
8	SANDSTROM, CHANCE	13	NUSWIM	1:25.98	_____	_____
9	SPINKS, JOSH	10	GUNNEDAH	1:26.85	_____	_____
10	PRICE, BLAKE S19	15	PARKES	1:27.58	_____	_____
<b>Heat 5 of 10</b>	<b>Timed Finals</b>					
1	PEARSON, OLIVER	11	TAMWORTH CITY	1:31.54	_____	_____
2	COUSINS, HARRY	14	COBAR	1:31.14	_____	_____
3	LYNCH, JACOB	12	CHARLESTOWN	1:30.23	_____	_____
4	DE BOCK, HARRY	14	HUNTER	1:28.96	_____	_____
5	RYAN, WILLIAM	10	SINGLETON	1:28.19	_____	_____
6	EDWARDS, DANIEL	13	NUSWIM	1:28.42	_____	_____
7	BALL, THOMAS	15	PARKES	1:30.04	_____	_____
8	VAN DAM, KYRAN	9	HUNTER	1:30.29	_____	_____
9	MEDHURST, EMMITT	13	DENMAN	1:31.43	_____	_____
10	ALEXANDER, MONTY	11	ALBURY	1:31.85	_____	_____



**Heat 6 of 10 Timed Finals**

1 STEVENS, FREDDY  
 2 MANY, CAMDEN  
 3 LYONS, BADEN  
 4 MORGAN, ALEXANDER  
 5 BUSBY, LUKE  
 6 HALL, MAX  
 7 JANSEN, WILLIAM  
 8 KHAFAJI, ZANE  
 9 MCANALLY, HUGH  
 10 BENNETT, RILEY

11 MUDGEE INDOOR 1:39.07  
 9 GUNNEDAH 1:37.46  
 14 DUBBO CITY 1:36.86  
 10 HUNTER 1:32.46  
 11 GRIFFITH 1:31.92  
 10 ALBURY 1:32.18  
 12 GUNNEDAH 1:33.44  
 9 HUNTER 1:37.04  
 11 DUBBO CITY 1:38.00  
 13 ORANGE AQUATIC 1:41.07

**Heat 7 of 10 Timed Finals**

1 MAINEY, DARCY  
 2 SCOTT, BENJAMIN  
 3 WEST, ZEKE  
 4 ROBB, CHARLES  
 5 CARTER, NED  
 6 HOLMES, THOMAS  
 7 WHITELEY, OLIVER  
 8 WILSON, ETHAN  
 9 MALONEY, CONAN  
 10 CASEY FERNANDEZ, KNOA

11 GUNNEDAH 1:47.74  
 11 ALBURY 1:45.31  
 9 HUNTER 1:42.95  
 10 NYNGAN 1:42.34  
 10 HUNTER 1:41.82  
 9 NYNGAN 1:42.32  
 9 WARREN 1:42.92  
 9 ALBURY 1:43.81  
 10 ALBURY 1:45.58  
 11 KINCUMBER PACIFIC DOLPHINS 1:48.73

**Heat 8 of 10 Timed Finals**

1 WARD, HARLEM  
 2 MAINEY, LEWIS  
 3 CHALHOUB, JULIAN  
 4 MORRIS, WILLIAM  
 5 BENNETT, HUNTER  
 6 LOCKYER, CHARLIE  
 7 MORGAN, ETHAN  
 8 MEDHURST, ARCHIE  
 9 KEIGHTLEY, ARTHUR  
 10 WHITELEY, MAXWELL

9 WARREN 2:01.20  
 8 GUNNEDAH 1:59.05  
 8 HUNTER 1:57.43  
 8 HUNTER 1:54.44  
 11 ORANGE AQUATIC 1:50.47  
 13 DUBBO CITY 1:52.42  
 8 HUNTER 1:56.70  
 10 DENMAN 1:57.77  
 9 MUDGEE INDOOR 2:01.07  
 11 WARREN 2:01.58

**Heat 9 of 10 Timed Finals**

1 BOOBY, MAX  
 2 SPRINGER, JOEL  
 3 HENLEY, WILLIAM  
 4 MAINEY, CHARLIE  
 5 SKINNER, HARRISON  
 6 WHITELEY, EDWARD  
 7 THOMAS, REX  
 8 GIBSON, KNOX S9  
 9 JOHNSTON, LAWRENCE  
 10 OGILVIE, KYNAN

11 NARRABRI NT  
 12 ORANGE AQUATIC NT  
 15 DENMAN NT  
 10 GUNNEDAH 2:04.90  
 10 DUBBO CITY 2:04.03  
 8 WARREN 2:04.70  
 8 COOLAH 2:26.47  
 15 ORANGE AQUATIC NT  
 11 DENMAN NT  
 11 EAST MAITLAND OLYMPIC NT

**Heat 10 of 10 Timed Finals**

1 HARTMANN, WILL  
 2 MAHONEY, EVAN  
 3 THREADGATE, BILLY  
 4 HALL, THOMAS  
 5 STOCKS, RILEY  
 6 DAVIS, GEORGE  
 7 MACINNES, DIGBY  
 8 HANSON, JACKOBY  
 9 ROBERTS, LENNY

8 SINGLETON NT  
 9 NOVOCASTRIAN NT  
 10 MAITLAND NT  
 10 TAMWORTH CITY NT  
 11 DENMAN NT  
 11 KINROSS WOLAROI NT  
 10 MACQUARIE YABBIES NT  
 9 DUBBO RSL NT  
 9 VALLEY AQUATIC NT



**Event 12 Women 100 Metre Backstroke**

Lane	Name	Age	Team	Seed Time	Finals	Place
<b>Heat 1 of 13</b>	<b>Timed Finals</b>					
1	ROENNFELDT, ABIGAIL	13	GT AQUATICS	1:15.96	_____	_____
2	MESSNER, ABBIE	12	DUBBO CITY	1:13.75	_____	_____
3	SMITH, CHELSEA	13	TAMWORTH CITY	1:12.35	_____	_____
4	MARKS, MADDIE	15	WARREN	1:11.69	_____	_____
5	HAMILTON, SOPHIE	12	NOVOCASTRIAN	1:10.01	_____	_____
6	WATERMAN, EDWINA	15	KINROSS WOLAROI	1:10.13	_____	_____
7	SMITH, MATILDA	15	VALLEY AQUATIC	1:12.24	_____	_____
8	JONES, ANNIE	13	GRIFFITH	1:12.35	_____	_____
9	MORGAN, LARA	13	HUNTER	1:14.42	_____	_____
10	CARTER, RUBY	13	HUNTER	1:16.43	_____	_____
<b>Heat 2 of 13</b>	<b>Timed Finals</b>					
1	SMITH, MILLAH	13	TAMWORTH CITY	1:20.08	_____	_____
2	HANNAFORD, AUDREY	13	GUNNEDAH	1:19.42	_____	_____
3	SPARKS, NATALIE	20	BOMADERRY	1:18.45	_____	_____
4	RUHBAUM, JENNA	14	ALBURY	1:17.61	_____	_____
5	SMITH, MIKAYLA	14	DUBBO CITY	1:17.36	_____	_____
6	KEENE, ANNABELLE	17	NOVOCASTRIAN	1:17.42	_____	_____
7	WILLIAMS, CHARLOTTE	12	KINROSS WOLAROI	1:18.22	_____	_____
8	WILKINS, MIA	17	TITANS	1:18.97	_____	_____
9	RAMIEN, MOLLY	11	GUNNEDAH	1:19.92	_____	_____
10	FITTLER, ELLA	16	TAMWORTH CITY	1:20.75	_____	_____
<b>Heat 3 of 13</b>	<b>Timed Finals</b>					
1	HUCKEL, EMMA	13	ALBURY	1:23.68	_____	_____
2	WHITTON, ALEXIS	11	GUNNEDAH	1:22.90	_____	_____
3	FITZHARDINGE, EDIE	15	CHARLESTOWN	1:22.79	_____	_____
4	HORVATH, LARA	15	CHARLESTOWN	1:21.44	_____	_____
5	WILLIAMS, ABBY	11	ORANGE AQUATIC	1:20.89	_____	_____
6	JIMMIESON, PORSCHA S19	16	MUSWELLBROOK	1:21.10	_____	_____
7	BENNETT, SIENNA	13	DUBBO RSL	1:21.62	_____	_____
8	KING, INDIANNA	12	360 SCULLY PARK	1:22.86	_____	_____
9	PACKER, CHARLOTTE	13	GT AQUATICS	1:23.15	_____	_____
10	ANDROUTSOS, LILY	13	TAMWORTH CITY	1:24.49	_____	_____
<b>Heat 4 of 13</b>	<b>Timed Finals</b>					
1	CUMMINGS, AVA	12	DUBBO RSL	1:27.48	_____	_____
2	JENKINS, KELSEY	14	VALLEY AQUATIC	1:27.27	_____	_____
3	HUGHES, ANNABELLE	13	NUSWIM	1:26.44	_____	_____
4	O'CONNELL, LILAH	12	ALBURY	1:25.47	_____	_____
5	CONSTABLE, LYBBIE	14	MUDGEEO INDOOR	1:24.50	_____	_____
6	OLAH, ANISE	13	KINROSS WOLAROI	1:24.63	_____	_____
7	DRAGOVIC, AVA	11	DAPTO	1:25.91	_____	_____
8	MCCAULEY, KALISHA	13	ORANGE AQUATIC	1:27.08	_____	_____
9	THOMAS, AMBER	13	COOLAH	1:27.38	_____	_____
10	THOMAS, TIA	14	COOLAH	1:27.62	_____	_____
<b>Heat 5 of 13</b>	<b>Timed Finals</b>					
1	WHALAN, SIENNA	16	KINROSS WOLAROI	1:29.91	_____	_____
2	WILSON, ALEXANDRA	12	ALBURY	1:29.43	_____	_____
3	BEVAN, RUBY	13	MACQUARIE YABBIES	1:28.33	_____	_____
4	ROSE, ERIKO	12	COONAMBLE	1:27.99	_____	_____
5	PEYCHERS, CHARLIE	11	BATHURST CITY	1:27.66	_____	_____
6	O'CONNELL, EDEN	11	ALBURY	1:27.75	_____	_____
7	DWYER, LAURA	14	BLAYNEY	1:28.14	_____	_____
8	PEYCHERS, LYNDALL	9	BATHURST CITY	1:28.36	_____	_____
9	LAVELLE, PHOEBE	11	DUBBO CITY	1:29.51	_____	_____
10	BULLIVANT, EMILY	12	GT AQUATICS	1:30.26	_____	_____

**Heat 6 of 13 Timed Finals**

1	LOWTHER, GRACE	10	KINROSS WOLAROI	1:35.21	_____	_____
2	TOOHEY, ANNA	12	DUBBO CITY	1:34.20	_____	_____
3	SMITH, AVA	13	NARRABRI	1:32.79	_____	_____
4	LOCKYER, SOPHIE	15	DUBBO CITY	1:31.57	_____	_____
5	SWIFT, BRONTE	12	MACQUARIE SHORES	1:31.51	_____	_____
6	WINDEYER, GIGI	12	DUBBO CITY	1:31.53	_____	_____
7	WHITELEY, MATILDA	12	WARREN	1:31.58	_____	_____
8	ROSE, AIKO	10	COONAMBLE	1:33.62	_____	_____
9	BEVERN, LILLI	11	DUBBO CITY	1:34.27	_____	_____
10	MORRIS, HANNAH	13	HUNTER	1:35.29	_____	_____

**Heat 7 of 13 Timed Finals**

1	TRIPLETT, ELLA	11	MACQUARIE SHORES	1:40.05	_____	_____
2	AKINYEMI, HANNAH	10	GUNNEDAH	1:38.93	_____	_____
3	CLIFTON, SOPHIE	10	ALBURY	1:37.96	_____	_____
4	HORSTMAN, EDIE	13	ORANGE AQUATIC	1:37.02	_____	_____
5	STEELE, TAHNEE	13	GUNNEDAH	1:36.06	_____	_____
6	DEMAMIEL, EMMI	10	ALBURY	1:36.62	_____	_____
7	STOCKS, NATASHA	13	DENMAN	1:37.70	_____	_____
8	SMITH, HOPE	10	TAMWORTH CITY	1:38.81	_____	_____
9	MURRAY, ELLA	15	TAMWORTH CITY	1:39.01	_____	_____
10	MARTIN, EMILY	11	NYNGAN	1:40.15	_____	_____

**Heat 8 of 13 Timed Finals**

1	SMITH, ELODIE	9	DUBBO CITY	1:43.70	_____	_____
2	HARISSON, CAITLYN	12	BATHURST CITY	1:43.46	_____	_____
3	HOGAN, MIA S13	10	ALBURY	1:41.90	_____	_____
4	DIFFEY, LUCY	12	ORANA AQUATIC	1:40.33	_____	_____
5	FORRESTER, PHOEBE	13	MUDGEE INDOOR	1:40.32	_____	_____
6	MARKHAM, INDY	12	VALLEY AQUATIC	1:40.32	_____	_____
7	DEMAMIEL, ZAHLI	11	ALBURY	1:41.32	_____	_____
8	BOURKE, JASMINE	16	NYNGAN	1:41.96	_____	_____
9	NG, QUINCY	10	WEST WYALONG	1:43.70	_____	_____
10	CHAPMAN, MYAH	11	ORANA AQUATIC	1:44.48	_____	_____

**Heat 9 of 13 Timed Finals**

1	MORRIS, CHARLIE	10	HUNTER	1:50.74	_____	_____
2	O'BRIEN, WINIFRED	10	WARREN	1:48.56	_____	_____
3	ROBB, LILLY	12	NYNGAN	1:47.53	_____	_____
4	COSTELLOE, CAITLYN	11	360 SCULLY PARK	1:45.66	_____	_____
5	BOYD, BREANNA	10	WARREN	1:44.70	_____	_____
6	SCANLON-DAWSON, ADELAIDE	10	360 SCULLY PARK	1:45.05	_____	_____
7	GILL, ALLIENA	10	MACQUARIE YABBIES	1:47.29	_____	_____
8	BUNNEMEYER, KLARA	10	TAMWORTH CITY	1:48.34	_____	_____
9	HOLMES, SUMMER	11	NYNGAN	1:50.10	_____	_____
10	COFFEY, KATRINA S18	37	ORANA AQUATIC	1:51.61	_____	_____

**Heat 10 of 13 Timed Finals**

1	MORGAN, CLAUDIA	12	HUNTER	1:56.70	_____	_____
2	DEWAR, CHARLOTTE	13	ORANA AQUATIC	1:55.16	_____	_____
3	WYKES, SOPHIE	10	WELLINGTON	1:52.79	_____	_____
4	BOOBY, LUCY	9	NARRABRI	1:52.18	_____	_____
5	HUNT, MADDISON	10	WARREN	1:51.79	_____	_____
6	BARNETT, JULIA	12	WARREN	1:52.17	_____	_____
7	JENKINS, CHARLOTTE	11	VALLEY AQUATIC	1:52.35	_____	_____
8	REID, CHARLOTTE	12	FORBES FINS	1:55.00	_____	_____
9	HURST, TAMIKA	9	NYNGAN	1:56.43	_____	_____
10	MOALA, SOPHIE	9	GRIFFITH	1:57.19	_____	_____

**Heat 11 of 13 Timed Finals**

1	LAVELLE, STELLA	9	DUBBO CITY	2:08.08	_____	_____
2	SCOTSON, EMMY	11	WARREN	2:06.53	_____	_____
3	BARNETT, LARA	8	WARREN	1:59.93	_____	_____
4	MEDHURST, CLAUDIA	12	DENMAN	1:58.04	_____	_____
5	BRUCE, CLARE	11	WARREN	1:57.49	_____	_____
6	TINK, ELLA	9	ORANGE AQUATIC	1:57.87	_____	_____
7	HARTMANN, ANNIKA	9	SINGLETON	1:58.64	_____	_____
8	AUVAA, SAVANNAH	10	BATHURST	2:00.59	_____	_____
9	MCLEAN, ROSE	9	HUNTER	2:06.54	_____	_____
10	OLIVER, ISABELLA	10	TUMUT	2:08.51	_____	_____

**Heat 12 of 13 Timed Finals**

1	CHAPMAN, HANNAH	11	ORANGE AQUATIC	NT	_____	_____
2	RUSHFORD, ZARA	12	MAITLAND	NT	_____	_____
3	MURRAY, OLIVIA	13	TAMWORTH CITY	NT	_____	_____
4	JIMMIESON, YASMIN	21	MUSWELLBROOK	NT	_____	_____
5	WINDEYER, POPPY	9	DUBBO CITY	2:12.34	_____	_____
6	KELLY, IZABELLE	10	DUBBO CITY	2:22.38	_____	_____
7	ANNETTS, SAMANTHA	13	ORANGE AQUATIC	NT	_____	_____
8	DWYER, ERIN	12	BLAYNEY	NT	_____	_____
9	MACBETH, KAYLA	11	WERRIS CREEK	NT	_____	_____
10	HANSON, LILLITH	10	DUBBO RSL	NT	_____	_____

**Heat 13 of 13 Timed Finals**

4	HANSON, ARLIE	8	DUBBO RSL	NT	_____	_____
5	BUNNEMEYER, EMILIA	9	TAMWORTH CITY	NT	_____	_____
6	BET, ELENA	9	FORBES FINS	NT	_____	_____
7	LAVELLE, FRANKIE	7	DUBBO CITY	NT	_____	_____

**A 30 MINUTE LUNCH BREAK WILL TAKE PLACE AFTER EVENT 12.**



**Event 13 Men 50 Metre Butterfly**

Lane	Name	Age	Team	Seed Time	Finals	Place
<b>Heat</b>	<b>1 of 13</b>	<b>Timed Finals</b>				
1	DAVIES, JONATHAN	16	GRIFFITH	30.63	_____	_____
2	SCICLUNA, TYSON	18	MINGARA	29.69	_____	_____
3	BULLIVANT, PATRICK	17	GT AQUATICS	29.05	_____	_____
4	MCFADDEN, THEO	15	VALLEY AQUATIC	28.31	_____	_____
5	TRAUB-REHM, DOMINIK	17	VALLEY AQUATIC	27.11	_____	_____
6	PELL, THOMAS	16	KINROSS WOLAROI	27.71	_____	_____
7	MCCABE, SEAN	17	MACQUARIE YABBIES	28.37	_____	_____
8	STEELE, BRODY	14	KINROSS WOLAROI	29.40	_____	_____
9	O'DONNELL, HARRY	17	ORANA AQUATIC	30.15	_____	_____
10	FORRESTER, TRAEVION	15	DUBBO CITY	31.09	_____	_____
<b>Heat</b>	<b>2 of 13</b>	<b>Timed Finals</b>				
1	SCANLON-DAWSON, ALEXANDER	14	360 SCULLY PARK	32.61	_____	_____
2	BEVAN, HUGH	15	MACQUARIE YABBIES	32.36	_____	_____
3	FUENTES, LOUIE	13	MINGARA	32.21	_____	_____
4	FORD, ALEXANDER	14	NELSON BAY	31.51	_____	_____
5	KENNEDY (V), NEIL	13	CRANBROOK	31.19	_____	_____
6	BENNETT, SAMUEL	16	ORANGE AQUATIC	31.49	_____	_____
7	KNIGHT, HENRY	15	COBAR	31.86	_____	_____
8	WILLIAMS, SPENCER	14	KINROSS WOLAROI	32.21	_____	_____
9	BURG, AYDEN	16	BERESFIELD	32.38	_____	_____
10	THOMPSON, ALEXANDER	15	GUNNEDAH	32.65	_____	_____
<b>Heat</b>	<b>3 of 3</b>	<b>Timed Finals</b>				
1	JENKINS, WILL	12	NOVOCASTRIAN	34.09	_____	_____
2	JENKINS, ARCHIE	12	NOVOCASTRIAN	33.90	_____	_____
3	LOWTHER, MATTHEW	13	KINROSS WOLAROI	33.38	_____	_____
4	LETHAM, WILLIAM	13	MUDGEE INDOOR	32.77	_____	_____
5	BET, LUCA	14	FORBES FINS	32.67	_____	_____
6	MEDHURST, EMMITT	13	DENMAN	32.69	_____	_____
7	DOWNEY, TYLER	13	MACQUARIE SHORES	33.29	_____	_____
8	NG, BOSCO	14	WEST WYALONG	33.89	_____	_____
9	WELCH, JACKSON	14	NOVOCASTRIAN	33.94	_____	_____
10	LYNCH, JACOB	12	CHARLESTOWN	34.23	_____	_____
<b>Heat</b>	<b>4 of 13</b>	<b>Timed Finals</b>				
1	O'LOUGHLIN, BYRON	52	TOUKLEY	35.64	_____	_____
2	BONEHAM, BAILEY	15	WEST WYALONG	35.29	_____	_____
3	SANDSTROM, CHANCE	13	NUSWIM	35.12	_____	_____
4	MCDONALD (V), OTTO	12	LEICHHARDT	34.97	_____	_____
5	SMITH, NOAH	14	VALLEY AQUATIC	34.48	_____	_____
6	BALL, THOMAS	15	PARKES	34.73	_____	_____
7	MITCHELL, BENJAMIN	13	MACQUARIE SHORES	35.03	_____	_____
8	AKINYEMI, ZACH	13	GUNNEDAH	35.13	_____	_____
9	CHALHOUB, SEBASTIAN	11	HUNTER	35.38	_____	_____
10	MINGAY, NATE	11	GRIFFITH	35.68	_____	_____
<b>Heat</b>	<b>5 of 13</b>	<b>Timed Finals</b>				
1	SMITH, LEVI	13	GT AQUATICS	37.40	_____	_____
2	WHITTON, COOPER	12	GUNNEDAH	37.05	_____	_____
3	LOWTHER, TIMOTHY	15	KINROSS WOLAROI	36.63	_____	_____
4	STEWART, LANE	14	GRIFFITH	36.47	_____	_____
5	SPINKS, JOSH	10	GUNNEDAH	35.70	_____	_____
6	REID, MAX	14	FORBES FINS	36.43	_____	_____
7	HUNT, HENRY	12	WARREN	36.49	_____	_____
8	WHITING, RYAN	12	ORANGE AQUATIC	36.68	_____	_____
9	RYAN, WILLIAM	10	SINGLETON	37.29	_____	_____
10	PEARSON, OLIVER	11	TAMWORTH CITY	37.64	_____	_____

**Heat 6 of 13 Timed Finals**

1	FORRESTER, ZIAIRE
2	FITZGIBBON, ATLIN
3	MCGILVRAY, EDWARD
4	EDWARDS, DANIEL
5	COUSINS, HARRY
6	DE BOCK, HARRY
7	ALEXANDER, MONTY
8	LALEWICZ, ALEXANDER
9	WEST, ZEKE
10	MANY, CAMDEN

**Heat 7 of 13 Timed Finals**

1	HALL, MAX
2	PORCH, CHARLES
3	VAN DAM, KYRAN
4	BUSBY, LUKE
5	KHAFAJI, ZANE
6	JOHNSTON, LAWRENCE
7	HOLMES, THOMAS
8	BOWMAN, JOCK
9	STOCKS, RILEY
10	EVANS, KAI

**Heat 8 of 13 Timed Finals**

1	SCOTT, BENJAMIN
2	DAVIS, GEORGE
3	CARTER, NED
4	ROBERTS, LENNY
5	MCANALLY, HUGH
6	STILES, ALEX
7	MACINNES, DIGBY
8	LOCKYER, CHARLIE
9	MEDHURST, ARCHIE
10	CHALHOUB, JULIAN

**Heat 9 of 13 Timed Finals**

1	SHORTER, WYATT
2	WELSH, GEORGE
3	LITTLEJOHN, FREDDIE
4	GOSSON, JETHRO
5	JANSEN, WILLIAM
6	BENNETT, RILEY
7	MAINEY, DARCY
8	MORGAN, ETHAN
9	CASEY FERNANDEZ, KNOA
10	MAHONEY, EVAN

**Heat 10 of 13 Timed Finals**

1	RYAN, LACHLAN
2	MALONEY, CONAN
3	ROBB, CHARLES
4	HALL, THOMAS
5	THREADGATE, BILLY
6	WILSON, ETHAN
7	LYONS, BADEN
8	BOOBY, MAX
9	WHITELEY, MAXWELL
10	LIDSTER, DEEGAN

12	DUBBO CITY	41.60
10	VALLEY AQUATIC	40.79
11	MUDGEE INDOOR	40.04
13	NUSWIM	39.54
14	COBAR	37.71
14	HUNTER	38.31
11	ALBURY	39.58
10	VALLEY AQUATIC	40.38
9	HUNTER	41.43
9	GUNNEDAH	41.78

10	ALBURY	45.74
12	SCONE	45.10
9	HUNTER	43.63
11	GRIFFITH	43.05
9	HUNTER	41.90
11	DENMAN	42.60
9	NYNGAN	43.12
10	ORANGE AQUATIC	44.78
11	DENMAN	45.47
9	GOSFORD STINGRAYS	46.08

11	ALBURY	48.88
11	KINROSS WOLAROI	48.31
10	HUNTER	47.02
9	VALLEY AQUATIC	46.33
11	DUBBO CITY	46.10
10	DUBBO CITY	46.23
10	MACQUARIE YABBIES	46.59
13	DUBBO CITY	48.02
10	DENMAN	48.34
8	HUNTER	48.89

8	GUNNEDAH	53.62
11	WARREN	53.35
9	ORANGE AQUATIC	52.35
13	TAMWORTH CITY	51.09
12	GUNNEDAH	49.72
13	ORANGE AQUATIC	49.77
11	GUNNEDAH	52.01
8	HUNTER	52.45
11	KINCUMBER PACIFIC DOLPHINS	53.49
9	NOVOCASTRIAN	54.27

8	SINGLETON	58.99
10	ALBURY	57.98
10	NYNGAN	57.44
10	TAMWORTH CITY	56.37
10	MAITLAND	54.56
9	ALBURY	54.92
14	DUBBO CITY	57.13
11	NARRABRI	57.75
11	WARREN	58.29
12	MUSWELLBROOK	59.82

**Heat 11 of 13 Timed Finals**

1	VAN DAM, TREY	8	HUNTER	1:05.52	_____	_____
2	CARTER, MAX	8	HUNTER	1:02.85	_____	_____
3	MAINEY, CHARLIE	10	GUNNEDAH	1:02.43	_____	_____
4	WARD, HARLEM	9	WARREN	1:01.13	_____	_____
5	WELSH, LOUIS	9	WARREN	1:00.97	_____	_____
6	STEVENS, FREDDY	11	MUDGEE INDOOR	1:01.08	_____	_____
7	WHITELEY, OLIVER	9	WARREN	1:01.56	_____	_____
8	MORGAN, ALEXANDER	10	HUNTER	1:02.83	_____	_____
9	KEIGHTLEY, ARTHUR	9	MUDGEE INDOOR	1:03.32	_____	_____
10	VAN DAM, PAX	8	HUNTER	1:06.17	_____	_____

**Heat 12 of 13 Timed Finals**

1	MCCABE, LACHLAN	24	MACQUARIE YABBIES	NT	_____	_____
2	HANSON, JACKOBY	9	DUBBO RSL	1:28.27	_____	_____
3	SKINNER, ARTHUR	8	DUBBO CITY	1:19.33	_____	_____
4	SKINNER, HARRISON	10	DUBBO CITY	1:11.74	_____	_____
5	WHITELEY, EDWARD	8	WARREN	1:07.23	_____	_____
6	OGILVIE, KYNAN	11	EAST MAITLAND OLYMPIC	1:11.64	_____	_____
7	THOMAS, REX	8	COOLAH	1:14.32	_____	_____
8	BOOBY, ANGUS	7	NARRABRI	1:20.71	_____	_____
9	DRAGOVIC, ANTHONY	37	DAPTO	NT	_____	_____
10	HENLEY, WILLIAM	15	DENMAN	NT	_____	_____

**Heat 13 of 13 Timed Finals**

2	CHAPMAN, OLIVER	8	ORANGE AQUATIC	NT	_____	_____
3	DAVIS, WILLIAM	9	KINROSS WOLAROI	NT	_____	_____
4	SPRINGER, JOEL	12	ORANGE AQUATIC	NT	_____	_____
5	CHUGG, JAMES	14	VALLEY AQUATIC	NT	_____	_____
6	AMBAZIDIS, KONSTANTINOS	13	NUSWIM	NT	_____	_____
7	STEPHENS, OWEN	9	TITANS	NT	_____	_____
8	KARABAEV, LUCAS	8	GOSFORD STINGRAYS	NT	_____	_____
9	KARABAEV, STEFAN	8	GOSFORD STINGRAYS	NT	_____	_____

**Event 14 Women 50 Metre Butterfly**

Lane	Name	Age	Team	Seed Time	Finals	Place
------	------	-----	------	-----------	--------	-------

**Heat 1 of 18 Timed Finals**

1	MESSNER, ABBIE	12	DUBBO CITY	31.83	_____	_____
2	TREWERN, ABBEY	15	360 SCULLY PARK	31.63	_____	_____
3	MCCAULEY, BRIDIE	16	ORANGE AQUATIC	31.14	_____	_____
4	WILLIAMS, TAEYA	14	GINNINDERRA	30.49	_____	_____
5	MARKS, MADDIE	15	WARREN	29.74	_____	_____
6	STORER, ANNABELLA	18	ALBURY	30.04	_____	_____
7	HAMILTON, SOPHIE	12	NOVOCASTRIAN	31.14	_____	_____
8	PITTOCK, TULLY	15	ORANA AQUATIC	31.52	_____	_____
9	SMITH, CHELSEA	13	TAMWORTH CITY	31.68	_____	_____
10	WHALAN, SIENNA	16	KINROSS WOLAROI	31.99	_____	_____

**Heat 2 of 18 Timed Finals**

1	ROENNFELDT, ABIGAIL	13	GT AQUATICS	33.01	_____	_____
2	SALVESTRO, MATISSE	17	GRIFFITH	32.35	_____	_____
3	HORVATH, LARA	15	CHARLESTOWN	32.22	_____	_____
4	MALOY, APRIL	13	MACQUARIE SHORES	32.14	_____	_____
5	CARTER, RUBY	13	HUNTER	32.00	_____	_____
6	BAILEY, EVE	16	DUBBO CITY	32.06	_____	_____
7	WAKE, MAIA	16	DUBBO CITY	32.16	_____	_____
8	MCANENEY, SOPHIE	13	DUBBO CITY	32.28	_____	_____
9	HUNT (V), ISABELLA	14	LORETO NORMANHURST	32.90	_____	_____
10	MCGILVRAY, CHLOE	15	KINROSS WOLAROI	33.16	_____	_____

**Heat 3 of 18 Timed Finals**

1	WILLIAMS, CHARLOTTE	12	KINROSS WOLAROI	34.32		
2	SMITH, MIKAYLA	14	DUBBO CITY	34.28		
3	FITTLER, ELLA	16	TAMWORTH CITY	33.73		
4	SPARKS, NATALIE	20	BOMADERRY	33.60		
5	MARTIN, RUBY	15	BOMADERRY	33.45		
6	HANNAFORD, AUDREY	13	GUNNEDAH	33.52		
7	SPARKS, ALISON	23	BOMADERRY	33.63		
8	WATERMAN, EDWINA	15	KINROSS WOLAROI	34.09		
9	HUGHES, ANNABELLE	13	NUSWIM	34.29		
10	ROSE, ERIKO	12	COONAMBLE	34.40		

**Heat 4 of 18 Timed Finals**

1	CUMMINGS, AVA	12	DUBBO RSL	35.61		
2	WHITTON, ALEXIS	11	GUNNEDAH	35.05		
3	OLAH, ANISE	13	KINROSS WOLAROI	34.87		
4	JOHNSON, TAYA	15	CHARLESTOWN	34.67		
5	PERINI, PHOEBE	14	ALBURY	34.48		
6	RAMIEN, MOLLY	11	GUNNEDAH	34.63		
7	JIMMIESON, PORSCHA S19	16	MUSWELLBROOK	34.79		
8	BUTLER, COLBIE	14	KOOTINGAL MOONBI	34.99		
9	JENKINS, KELSEY	14	VALLEY AQUATIC	35.22		
10	THOMAS, TIA	14	COOLAH	35.94		

**Heat 5 of 18 Timed Finals**

1	THOMAS, AMBER	13	COOLAH	36.61		
2	WILLIAMS, ABBY	11	ORANGE AQUATIC	36.54		
3	WHITELEY, MATILDA	12	WARREN	36.45		
4	MINTO, LUCIA	13	HUNTER	36.27		
5	SMITH, AVA	13	NARRABRI	35.98		
6	KEIGHTLEY, EDITH	14	MUDGEE INDOOR	36.23		
7	PACKER, PHOEBE	14	GT AQUATICS	36.33		
8	ANDROUTSOS, LILY	13	TAMWORTH CITY	36.47		
9	AMBAZIDOU, ANNA	14	NUSWIM	36.55		
10	O'CONNELL, EDEN	11	ALBURY	36.87		

**Heat 6 of 18 Timed Finals**

1	TOOHEY, ANNA	12	DUBBO CITY	38.15		
2	PEYCHERS, CHARLIE	11	BATHURST CITY	37.61		
3	FLINT, AVA	12	MACQUARIE SHORES	37.44		
4	BENNETT, SIENNA	13	DUBBO RSL	37.33		
5	CHAPMAN, HANNAH	11	ORANGE AQUATIC	37.18		
6	TURNER, ROSE	12	GRIFFITH	37.31		
7	RINDFLEISH, SOPHIE	12	COOLAH	37.33		
8	SMITH, MILLAH	13	TAMWORTH CITY	37.54		
9	JONES, DANIKA	13	GUNNEDAH	37.63		
10	MINTO, KOKODA	15	HUNTER	38.47		

**Heat 7 of 18 Timed Finals**

1	ROSE, AIKO	10	COONAMBLE	39.16		
2	PACKER, CHARLOTTE	13	GT AQUATICS	39.09		
3	WINDEYER, GIGI	12	DUBBO CITY	39.01		
4	PROVOST, CHLOE	13	KINROSS WOLAROI	38.92		
5	LORENZ, JORJA	14	VALLEY AQUATIC	38.82		
6	O'CONNELL, LILAH	12	ALBURY	38.84		
7	STEELE, TAHNEE	13	GUNNEDAH	38.97		
8	SPINKS, KATIE	13	GUNNEDAH	39.06		
9	MCCAULEY, KALISHA	13	ORANGE AQUATIC	39.15		
10	HARISSON, CAITLYN	12	BATHURST CITY	39.44		



**Heat 8 of 18 Timed Finals**

1	STOCKS, NATASHA	13 DENMAN	40.98
2	DWYER, MAEVE	12 ALBURY	40.41
3	LAVELLE, PHOEBE	11 DUBBO CITY	40.27
4	BEVERN, LILLI	11 DUBBO CITY	40.10
5	PEYCHERS, LYNDALL	9 BATHURST CITY	39.87
6	MCANALLY, ANDIE	13 DUBBO CITY	39.93
7	KARABAEVA, EVANGELINA	13 GOSFORD STINGRAYS	40.12
8	CONSTABLE, LYBBIE	14 MUDGEE INDOOR	40.35
9	AKINYEMI, HANNAH	10 GUNNEDAH	40.96
10	WELCH, ISABELLE	9 NOVOCASTRIAN	41.01

**Heat 9 of 18 Timed Finals**

1	TRIPLETT, ELLA	11 MACQUARIE SHORES	42.39
2	HORSTMAN, EDIE	13 ORANGE AQUATIC	41.86
3	BEVAN, RUBY	13 MACQUARIE YABBIES	41.43
4	SMITH, TAHLIA	12 DUBBO CITY	41.21
5	EDMONDS, SHELBY	12 MUSWELLBROOK	41.12
6	DWYER, LAURA	14 BLAYNEY	41.19
7	BULLIVANT, EMILY	12 GT AQUATICS	41.33
8	GODDARD, EUGENIE	11 GUNNEDAH	41.60
9	DRINKWATER, MCKENZIE	10 ALBURY	42.30
10	WILSON, ALEXANDRA	12 ALBURY	42.70

**Heat 10 of 18 Timed Finals**

1	SMITH, HOPE	10 TAMWORTH CITY	44.45
2	REID, CHARLOTTE	12 FORBES FINS	43.94
3	CLIFTON, SOPHIE	10 ALBURY	43.81
4	COHEN, TAYLAH	8 KINCUMBER PACIFIC DOLPHINS	43.35
5	DEMAMIEL, ZAHLI	11 ALBURY	42.80
6	BARNETT, JULIA	12 WARREN	43.01
7	LOCKYER, SOPHIE	15 DUBBO CITY	43.41
8	LOWTHER, GRACE	10 KINROSS WOLAROI	43.93
9	FORRESTER, PHOEBE	13 MUDGEE INDOOR	44.22
10	DWYER, ERIN	12 BLAYNEY	44.71

**Heat 11 of 18 Timed Finals**

1	DOWNEY, SIENNA	11 MACQUARIE SHORES	46.50
2	HORTON, AMELIA	11 ALBURY	46.07
3	GILL, ALLIENA	10 MACQUARIE YABBIES	45.92
4	MACBETH, KAYLA	11 WERRIS CREEK	45.71
5	WHITING, MADDISON	8 ORANGE AQUATIC	44.86
6	MILFORD, AVA	9 COOLAH	44.87
7	BOURKE, JASMINE	16 NYNGAN	45.92
8	WILLIAMS, INDIANNAH	11 GINNINDERRA	46.00
9	MEDHURST, CLAUDIA	12 DENMAN	46.42
10	DEMAMIEL, EMMI	10 ALBURY	46.52

**Heat 12 of 18 Timed Finals**

1	OLIVER, ISABELLA	10 TUMUT	49.85
2	MARKHAM, EDEN	9 VALLEY AQUATIC	48.85
3	ROBB, LILLY	12 NYNGAN	48.37
4	MARTIN, EMILY	11 NYNGAN	47.53
5	NG, QUINCY	10 WEST WYALONG	47.04
6	HUNT, MADDISON	10 WARREN	47.11
7	SMITH, ELODIE	9 DUBBO CITY	48.00
8	COUSINS, CLAIR	10 COBAR	48.50
9	COUSINS, ASHLEY	15 COBAR	49.70
10	PURKISS, LUCIE	11 360 SCULLY PARK	49.93

**Heat 13 of 18 Timed Finals**

1	HURST, TAMIKA	9	NYNGAN	54.44		
2	HOLMES, SUMMER	11	NYNGAN	53.10		
3	BRUCE, CLARE	11	WARREN	51.61		
4	PROVOST, ISABELLE	11	KINROSS WOLAROI	51.46		
5	CHAPMAN, MYAH	11	ORANA AQUATIC	50.31		
6	HUCKEL, EMMA	13	ALBURY	50.62		
7	RUSHFORD, ZARA	12	MAITLAND	51.46		
8	COSTELLOE, CAITLYN	11	360 SCULLY PARK	51.65		
9	BUNNEMEYER, KLARA	10	TAMWORTH CITY	53.88		
10	HARTMANN, ANNIKA	9	SINGLETON	54.81		

**Heat 14 of 18 Timed Finals**

1	TINK, ELLA	9	ORANGE AQUATIC	59.38		
2	GOSSON, TABITHA	11	TAMWORTH CITY	59.09		
3	COHEN, KEIRA	10	KINCUMBER PACIFIC DOLPHINS	57.78		
4	DIFFEY, LUCY	12	ORANA AQUATIC	55.06		
5	MORGAN, CLAUDIA	12	HUNTER	54.93		
6	DRAGOVIC, SOFIA	9	DAPTO	55.05		
7	BOYD, BREANNA	10	WARREN	56.30		
8	MCLEAN, EMMA	8	GRIFFITH	58.72		
9	FORRESTER, URIAH	9	DUBBO CITY	59.31		
10	JENKINS, CHARLOTTE	11	VALLEY AQUATIC	59.55		

**Heat 15 of 18 Timed Finals**

1	HANSON, LILLITH	10	DUBBO RSL	1:04.08		
2	BOOBY, LUCY	9	NARRABRI	1:03.69		
3	RULE, RUBY	9	KOOTINGAL MOONBI	1:02.92		
4	MOALA, SOPHIE	9	GRIFFITH	1:01.51		
5	WYKES, SOPHIE	10	WELLINGTON	1:00.06		
6	MEDHURST, STELLA	10	DENMAN	1:00.74		
7	GOOLD, BRONTE	9	NUSWIM	1:02.01		
8	MCLEAN, ROSE	9	HUNTER	1:03.29		
9	AUVAA, SAVANNAH	10	BATHURST	1:03.82		
10	RICH, IVY	11	DUBBO CITY	1:04.11		

**Heat 16 of 18 Timed Finals**

1	BARNETT, LARA	8	WARREN	1:12.06		
2	DIFFEY, MAGGIE	9	ORANA AQUATIC	1:11.93		
3	WINDEYER, POPPY	9	DUBBO CITY	1:10.96		
4	LAVELLE, STELLA	9	DUBBO CITY	1:06.65		
5	KELLY, IZABELLE	10	DUBBO CITY	1:05.23		
6	SCOTSON, EMMY	11	WARREN	1:05.97		
7	BUNNEMEYER, EMILIA	9	TAMWORTH CITY	1:07.61		
8	GROEN, ZOIE	9	DUBBO CITY	1:11.22		
9	COOK, ALIZA	9	ORANGE AQUATIC	1:11.97		
10	MCANALLY, SOPHIE	9	DUBBO CITY	1:12.31		

**Heat 17 of 18 Timed Finals**

1	DUFFY, MADELINE	14	BINALONG NSW	NT		
2	JIMMIESON, YASMIN	21	MUSWELLBROOK	NT		
3	LAVELLE, FRANKIE	7	DUBBO CITY	1:34.18		
4	O'BRIEN, EDITH	8	WARREN	1:24.21		
5	MACINNES, CLAUDIA	8	MACQUARIE YABBIES	1:13.19		
6	HANSON, ARLIE	8	DUBBO RSL	1:23.72		
7	MEYERS, GEORGIE	9	DUBBO CITY	1:31.25		
8	RICH, ELENI	8	DUBBO CITY	1:34.75		
9	MURRAY, ELLA	15	TAMWORTH CITY	NT		
10	ANNETTS, SAMANTHA	13	ORANGE AQUATIC	NT		

**Heat 18 of 18 Timed Finals**

1	O'BRIEN, HILLARY	7	WARREN	NT	_____	_____
2	AUVAA, SCARLETT	7	BATHURST	NT	_____	_____
3	SCOTT, AMELIA	9	ALBURY	NT	_____	_____
4	VIAL, ELSIE	10	ORANGE AQUATIC	NT	_____	_____
5	MURRAY, OLIVIA	13	TAMWORTH CITY	NT	_____	_____
6	HENLEY, DANIELLE	12	DENMAN	NT	_____	_____
7	BET, ELENA	9	FORBES FINS	NT	_____	_____
8	JENKINS, SOPHIA	8	VALLEY AQUATIC	NT	_____	_____
9	MILFORD, AALIYAH	7	COOLAH	NT	_____	_____
10	PEARSON, GEORGINA	7	TAMWORTH CITY	NT	_____	_____

**Event 15 Men 12 & Over 1500 Metre Freestyle**

Lane	Name	Age	Team	Seed Time	Finals	Place
<b>Heat 1 of 1 Timed Finals</b>						
4	MCFADDEN, FINIAN	14	VALLEY AQUATIC	5:11.56	_____	_____
5	MCKINTY, JACK	17	GT AQUATICS	4:36.56	_____	_____
6	TEMPLE, LOGAN	15	ALBURY	4:39.05	_____	_____

**Event 16 Women 12 & Over 1500 Metre Freestyle**

Lane	Name	Age	Team	Seed Time	Finals	Place
<b>Heat 1 of 1 Timed Finals</b>						
5	MORGAN, LARA	13	HUNTER	4:53.29	_____	_____
6	SALVESTRO, MATISSE	17	GRIFFITH	5:14.80	_____	_____

**Event 17 Men 200 Metre Butterfly**

Lane	Name	Age	Team	Seed Time	Finals	Place
<b>Heat 1 of 1 Timed Finals</b>						
4	CHALHOUB, SEBASTIAN	11	HUNTER	2:59.98	_____	_____
5	TRAUB-REHM, DOMINIK	17	VALLEY AQUATIC	2:15.30	_____	_____
6	SCANLON-DAWSON, ALEXANDER	14	360 SCULLY PARK	2:49.42	_____	_____
7	SERAFIN, TAYLOR	13	GRIFFITH	3:00.00	_____	_____

**Event 18 Women 200 Metre Butterfly**

Lane	Name	Age	Team	Seed Time	Finals	Place
<b>Heat 1 of 1 Timed Finals</b>						
4	PITTOCK, TULLY	15	ORANA AQUATIC	2:40.51	_____	_____
5	TREWERN, ABBEY	15	360 SCULLY PARK	2:36.99	_____	_____
6	SPADARI, ALICE	13	HUNTER	2:37.95	_____	_____

**Event 19 Men 50 Metre Butterfly Multi-Class**

Lane	Name	Age	Team	Seed Time	Finals	Place
<b>Heat 1 of 1 Timed Finals</b>						
3	DEWAR, RICHARD S14	14	ORANA AQUATIC	1:06.18	_____	_____
4	GIBSON, KNOX S9	15	ORANGE AQUATIC	37.47	_____	_____
5	PRICE, BLAKE S19	15	PARKES	33.56	_____	_____
6	PRICE, MATTY S14	16	PARKES	34.41	_____	_____
7	TANDY-BELL, RONNIE S10	12	WELLINGTON	54.28	_____	_____
8	MCGRATH, ALEX S18	14	ORANA AQUATIC	1:25.65	_____	_____

**Event 20 Women 50 Metre Butterfly Multi-Class**

Lane	Name	Age	Team	Seed Time	Finals	Place
<b>Heat 1 of 1 Timed Finals</b>						
3	COFFEY, KATRINA S18	37	ORANA AQUATIC	58.09	_____	_____
4	HOGAN, MIA S13	10	ALBURY	46.37	_____	_____
5	JIMMIESON, PORSCHA S19	16	MUSWELLBROOK	34.79	_____	_____
6	MAYNIER, SAVANAH S14	15	TOUKLEY	39.56	_____	_____
7	MORRISSEY, SKYE S10	14	MACQUARIE YABBIES	47.52	_____	_____



**Event 21 Men 100 Metre Freestyle**

Lane	Name	Age	Team	Seed Time	Finals	Place
<b>Heat 1 of 15</b>	<b>Timed Finals</b>					
1	RYAN, JAMES	15	TAMWORTH CITY	59.77	_____	_____
2	FORRESTER, TRAEVION	15	DUBBO CITY	57.63	_____	_____
3	STEELE, BRODY	14	KINROSS WOLAROI	57.02	_____	_____
4	CASHMAN, CALEB	15	KINROSS WOLAROI	56.93	_____	_____
5	MCFADDEN, THEO	15	VALLEY AQUATIC	56.41	_____	_____
6	TRAUB-REHM, DOMINIK	17	VALLEY AQUATIC	56.68	_____	_____
7	PELL, THOMAS	16	KINROSS WOLAROI	56.95	_____	_____
8	RUHBAUM, RYAN	16	ALBURY	57.35	_____	_____
9	MCCABE, SEAN	17	MACQUARIE YABBIES	59.43	_____	_____
10	BULLIVANT, PATRICK	17	GT AQUATICS	59.87	_____	_____
<b>Heat 2 of 15</b>	<b>Timed Finals</b>					
1	SCANLON-DAWSON, ALEXANDER	14	360 SCULLY PARK	1:03.87	_____	_____
2	SERAFIN, TAYLOR	13	GRIFFITH	1:03.38	_____	_____
3	SMITH, DANIEL	15	NARRABRI	1:02.82	_____	_____
4	TEMPLE, LOGAN	15	ALBURY	1:02.69	_____	_____
5	DAVIES, JONATHAN	16	GRIFFITH	1:01.42	_____	_____
6	O'DONNELL, HARRY	17	ORANA AQUATIC	1:01.81	_____	_____
7	BENNETT, SAMUEL	16	ORANGE AQUATIC	1:02.76	_____	_____
8	MOODY, LIAM	17	ORANGE AQUATIC	1:03.09	_____	_____
9	MCKINTY, JACK	17	GT AQUATICS	1:03.47	_____	_____
10	WILLIAMS, SPENCER	14	KINROSS WOLAROI	1:04.13	_____	_____
<b>Heat 3 of 15</b>	<b>Timed Finals</b>					
1	LOWTHER, MATTHEW	13	KINROSS WOLAROI	1:06.32	_____	_____
2	KENNEDY (V), NEIL	13	CRANBROOK	1:05.50	_____	_____
3	FORD, ALEXANDER	14	NELSON BAY	1:05.28	_____	_____
4	DOWNEY, TYLER	13	MACQUARIE SHORES	1:04.64	_____	_____
5	REID, MAX	14	FORBES FINS	1:04.21	_____	_____
6	THOMPSON, ALEXANDER	15	GUNNEDAH	1:04.62	_____	_____
7	CASHMAN, BRODIE	14	KINROSS WOLAROI	1:04.75	_____	_____
8	MITCHELL, BENJAMIN	13	MACQUARIE SHORES	1:05.32	_____	_____
9	LETHAM, WILLIAM	13	MUDGEE INDOOR	1:06.12	_____	_____
10	FUENTES, LOUIE	13	MINGARA	1:06.40	_____	_____
<b>Heat 4 of 15</b>	<b>Timed Finals</b>					
1	MEDHURST, EMMITT	13	DENMAN	1:08.61	_____	_____
2	WELCH, JACKSON	14	NOVOCASTRIAN	1:07.76	_____	_____
3	CHALHOUB, SEBASTIAN	11	HUNTER	1:07.49	_____	_____
4	JENKINS, WILL	12	NOVOCASTRIAN	1:07.11	_____	_____
5	BURG, AYDEN	16	BERESFIELD	1:06.58	_____	_____
6	FULLER, LOGAN	14	TAMWORTH CITY	1:06.76	_____	_____
7	KNIGHT, HENRY	15	COBAR	1:07.31	_____	_____
8	TOOLE, RYAN	14	QUANDIALLA	1:07.68	_____	_____
9	JENKINS, ARCHIE	12	NOVOCASTRIAN	1:08.49	_____	_____
10	EDWARDS, DANIEL	13	NUSWIM	1:08.67	_____	_____
<b>Heat 5 of 15</b>	<b>Timed Finals</b>					
1	FITZGIBBON, KALEB	12	VALLEY AQUATIC	1:10.81	_____	_____
2	NG, BOSCO	14	WEST WYALONG	1:10.08	_____	_____
3	BEVAN, HUGH	15	MACQUARIE YABBIES	1:09.74	_____	_____
4	SMITH, LEVI	13	GT AQUATICS	1:09.55	_____	_____
5	STEWART, LANE	14	GRIFFITH	1:09.07	_____	_____
6	MCDONALD (V), OTTO	12	LEICHHARDT	1:09.24	_____	_____
7	BALL, THOMAS	15	PARKES	1:09.60	_____	_____
8	LOWTHER, TIMOTHY	15	KINROSS WOLAROI	1:10.08	_____	_____
9	LYNCH, JACOB	12	CHARLESTOWN	1:10.54	_____	_____
10	BONEHAM, BAILEY	15	WEST WYALONG	1:11.11	_____	_____

**Heat 6 of 15 Timed Finals**

1	DE BOCK, HARRY	14	HUNTER	1:15.30	_____	_____
2	MINGAY, NATE	11	GRIFFITH	1:13.84	_____	_____
3	AKINYEMI, ZACH	13	GUNNEDAH	1:12.72	_____	_____
4	WHITING, RYAN	12	ORANGE AQUATIC	1:12.11	_____	_____
5	BET, LUCA	14	FORBES FINS	1:11.24	_____	_____
6	SPINKS, JOSH	10	GUNNEDAH	1:11.80	_____	_____
7	WHITTON, COOPER	12	GUNNEDAH	1:12.52	_____	_____
8	RYAN, WILLIAM	10	SINGLETON	1:13.00	_____	_____
9	FORRESTER, ZIAIRE	12	DUBBO CITY	1:14.61	_____	_____
10	GOSSON, JETHRO	13	TAMWORTH CITY	1:15.41	_____	_____

**Heat 7 of 15 Timed Finals**

1	LONG, JACK	14	ORANA AQUATIC	1:20.65	_____	_____
2	FITZGIBBON, ATLIN	10	VALLEY AQUATIC	1:20.15	_____	_____
3	COUSINS, HARRY	14	COBAR	1:19.21	_____	_____
4	VAN DAM, KYRAN	9	HUNTER	1:17.32	_____	_____
5	PEARSON, OLIVER	11	TAMWORTH CITY	1:16.17	_____	_____
6	MCGILVRAY, EDWARD	11	MUDGE INDOOR	1:17.14	_____	_____
7	MCANALLY, HUGH	11	DUBBO CITY	1:17.83	_____	_____
8	MORGAN, ALEXANDER	10	HUNTER	1:19.86	_____	_____
9	HALL, MAX	10	ALBURY	1:20.32	_____	_____
10	ROBERTS, LENNY	9	VALLEY AQUATIC	1:20.75	_____	_____

**Heat 8 of 15 Timed Finals**

1	JANSEN, WILLIAM	12	GUNNEDAH	1:24.77	_____	_____
2	STOCKS, RILEY	11	DENMAN	1:24.22	_____	_____
3	BOWMAN, JOCK	10	ORANGE AQUATIC	1:23.34	_____	_____
4	LOCKYER, CHARLIE	13	DUBBO CITY	1:22.25	_____	_____
5	ALEXANDER, MONTY	11	ALBURY	1:21.45	_____	_____
6	CARTER, NED	10	HUNTER	1:22.13	_____	_____
7	LALEWICZ, ALEXANDER	10	VALLEY AQUATIC	1:22.85	_____	_____
8	JOHNSTON, LAWRENCE	11	DENMAN	1:24.06	_____	_____
9	BUSBY, LUKE	11	GRIFFITH	1:24.53	_____	_____
10	PORCH, CHARLES	12	SCONE	1:25.01	_____	_____

**Heat 9 of 15 Timed Finals**

1	ROBB, CHARLES	10	NYNGAN	1:30.42	_____	_____
2	HOLMES, THOMAS	9	NYNGAN	1:29.38	_____	_____
3	MACINNES, DIGBY	10	MACQUARIE YABBIES	1:26.35	_____	_____
4	KHAFAJI, ZANE	9	HUNTER	1:26.06	_____	_____
5	MANY, CAMDEN	9	GUNNEDAH	1:25.69	_____	_____
6	CASEY FERNANDEZ, KNOA	11	KINCUMBER PACIFIC DOLPHINS	1:25.71	_____	_____
7	SMITH, KYE	12	NOVOCASTRIAN	1:26.19	_____	_____
8	LIDSTER, DEEGAN	12	MUSWELLBROOK	1:28.07	_____	_____
9	BOOBY, MAX	11	NARRABRI	1:30.05	_____	_____
10	WARD, HARLEM	9	WARREN	1:30.88	_____	_____

**Heat 10 of 15 Timed Finals**

1	MEDHURST, ARCHIE	10	DENMAN	1:34.81	_____	_____
2	BENNETT, RILEY	13	ORANGE AQUATIC	1:33.10	_____	_____
3	WEST, ZEKE	9	HUNTER	1:32.37	_____	_____
4	STILES, ALEX	10	DUBBO CITY	1:32.18	_____	_____
5	SCOTT, BENJAMIN	11	ALBURY	1:30.91	_____	_____
6	MALONEY, CONAN	10	ALBURY	1:32.05	_____	_____
7	WHITELEY, OLIVER	9	WARREN	1:32.35	_____	_____
8	MAINEY, DARCY	11	GUNNEDAH	1:32.63	_____	_____
9	EVANS, KAI	9	GOSFORD STINGGRAYS	1:34.03	_____	_____
10	LITTLEJOHN, FREDDIE	9	ORANGE AQUATIC	1:36.64	_____	_____

**Heat 11 of 15 Timed Finals**

- 1 KEIGHTLEY, ARTHUR
- 2 RYAN, LACHLAN
- 3 MAINEY, CHARLIE
- 4 WELSH, GEORGE
- 5 HALL, THOMAS
- 6 LONG, NATE
- 7 MORGAN, ETHAN
- 8 STEVENS, FREDDY
- 9 SHORTER, WYATT
- 10 CHALHOUB, JULIAN

- 9 MUDGEE INDOOR 1:39.57
- 8 SINGLETON 1:38.65
- 10 GUNNEDAH 1:37.80
- 11 WARREN 1:37.71
- 10 TAMWORTH CITY 1:37.12
- 12 ORANA AQUATIC 1:37.43
- 8 HUNTER 1:37.78
- 11 MUDGEE INDOOR 1:38.04
- 8 GUNNEDAH 1:38.86
- 8 HUNTER 1:40.33

**Heat 12 of 15 Timed Finals**

- 1 SKINNER, HARRISON
- 2 LONG, TOM
- 3 WELSH, LOUIS
- 4 MORRIS, WILLIAM
- 5 MAINEY, LEWIS
- 6 WILSON, ETHAN
- 7 VAN DAM, PAX
- 8 BENNETT, HUNTER
- 9 WHITELEY, MAXWELL
- 10 WHITELEY, EDWARD

- 10 DUBBO CITY 1:46.98
- 8 ORANA AQUATIC 1:46.79
- 9 WARREN 1:43.75
- 8 HUNTER 1:42.25
- 8 GUNNEDAH 1:41.23
- 9 ALBURY 1:41.73
- 8 HUNTER 1:43.27
- 11 ORANGE AQUATIC 1:44.24
- 11 WARREN 1:46.90
- 8 WARREN 1:47.10

**Heat 13 of 15 Timed Finals**

- 1 OGILVIE, KYNAN
- 2 AMBAZIDIS, KONSTANTINOS
- 3 CHUGG, JAMES
- 4 HANSON, JACKOBY
- 5 VAN DAM, TREY
- 6 THOMAS, REX
- 7 HENLEY, WILLIAM
- 8 LYONS, BADEN
- 9 SPRINGER, JOEL
- 10 DAVIS, GEORGE

- 11 EAST MAITLAND OLYMPIC NT
- 13 NUSWIM NT
- 14 VALLEY AQUATIC NT
- 9 DUBBO RSL 2:02.27
- 8 HUNTER 1:49.66
- 8 COOLAH 2:00.80
- 15 DENMAN NT
- 14 DUBBO CITY NT
- 12 ORANGE AQUATIC NT
- 11 KINROSS WOLAROI NT

**Heat 14 of 15 Timed Finals**

- 2 MALONEY, DUKE
- 3 STEPHENS, OWEN
- 4 DAVIS, WILLIAM
- 5 THREADGATE, BILLY
- 6 HETHERINGTON, CHARLIE
- 7 MAHONEY, EVAN
- 8 DRINKWATER, TAYLOR
- 9 CARTER, MAX

- 8 ALBURY NT
- 9 TITANS NT
- 9 KINROSS WOLAROI NT
- 10 MAITLAND NT
- 10 CANBERRA NT
- 9 NOVOCASTRIAN NT
- 8 ALBURY NT
- 8 HUNTER NT

**Heat 15 of 15 Timed Finals**

- 4 WEST, AMOS
- 5 SKINNER, ARTHUR
- 6 BOOBY, ANGUS

- 7 HUNTER NT
- 8 DUBBO CITY NT
- 7 NARRABRI NT

_____	_____
_____	_____
_____	_____
_____	_____
_____	_____
_____	_____
_____	_____
_____	_____
_____	_____
_____	_____
_____	_____
_____	_____
_____	_____
_____	_____
_____	_____
_____	_____
_____	_____
_____	_____
_____	_____
_____	_____
_____	_____
_____	_____
_____	_____
_____	_____
_____	_____
_____	_____
_____	_____
_____	_____
_____	_____
_____	_____



**Event 22 Women 100 Metre Freestyle**

Lane	Name	Age	Team	Seed Time	Finals	Place
<b>Heat</b>	<b>1 of 21</b>	<b>Timed Finals</b>				
1	WILLIAMS, TAEYA	14	GINNINDERRA	1:04.74	_____	_____
2	HORVATH, LARA	15	CHARLESTOWN	1:04.32	_____	_____
3	WAKE, MAIA	16	DUBBO CITY	1:03.75	_____	_____
4	MARKS, MADDIE	15	WARREN	1:02.72	_____	_____
5	STORER, ANNABELLA	18	ALBURY	1:01.25	_____	_____
6	KOHL, ELLA	16	MACQUARIE SHORES	1:02.14	_____	_____
7	MCGILVRAY, CHLOE	15	KINROSS WOLAROI	1:03.37	_____	_____
8	ESPERT, AMELIA	15	CHARLESTOWN	1:03.81	_____	_____
9	MCANENEY, SOPHIE	13	DUBBO CITY	1:04.49	_____	_____
10	TREWERN, ABBEY	15	360 SCULLY PARK	1:04.74	_____	_____
<b>Heat</b>	<b>2 of 21</b>	<b>Timed Finals</b>				
1	SPADARI, ALICE	13	HUNTER	1:06.38	_____	_____
2	SMITH, CHELSEA	13	TAMWORTH CITY	1:05.72	_____	_____
3	CARTER, RUBY	13	HUNTER	1:05.38	_____	_____
4	SMITH, MIKAYLA	14	DUBBO CITY	1:04.96	_____	_____
5	HAMILTON, SOPHIE	12	NOVOCASTRIAN	1:04.83	_____	_____
6	WATERMAN, EDWINA	15	KINROSS WOLAROI	1:04.83	_____	_____
7	MALOY, APRIL	13	MACQUARIE SHORES	1:05.35	_____	_____
8	BUTLER, COLBIE	14	KOOTINGAL MOONBI	1:05.68	_____	_____
9	JONES, ANNIE	13	GRIFFITH	1:05.74	_____	_____
10	BAILEY, EVE	16	DUBBO CITY	1:06.55	_____	_____
<b>Heat</b>	<b>3 of 21</b>	<b>Timed Finals</b>				
1	O'CONNELL, LILAH	12	ALBURY	1:08.16	_____	_____
2	JIMMIESON, PORSCHA S19	16	MUSWELLBROOK	1:07.87	_____	_____
3	MESSNER, ABBIE	12	DUBBO CITY	1:07.59	_____	_____
4	SADLER-PATHER, MILANA	13	GINNINDERRA	1:07.44	_____	_____
5	WILKINS, MIA	17	TITANS	1:06.81	_____	_____
6	WHALAN, SIENNA	16	KINROSS WOLAROI	1:07.00	_____	_____
7	SMITH, MIA	14	NOVOCASTRIAN	1:07.59	_____	_____
8	MCCAULEY, BRIDIE	16	ORANGE AQUATIC	1:07.66	_____	_____
9	HALL, LAURA	13	TAMWORTH CITY	1:07.87	_____	_____
10	PACKER, CHARLOTTE	13	GT AQUATICS	1:08.28	_____	_____
<b>Heat</b>	<b>4 of 21</b>	<b>Timed Finals</b>				
1	HUNT (V), ISABELLA	14	LORETO NORMANHURST	1:09.50	_____	_____
2	RUHBAUM, JENNA	14	ALBURY	1:09.04	_____	_____
3	WHITTON, ALEXIS	11	GUNNEDAH	1:08.70	_____	_____
4	FITTLER, ELLA	16	TAMWORTH CITY	1:08.48	_____	_____
5	MORGAN, LARA	13	HUNTER	1:08.45	_____	_____
6	HUGHES, ANNABELLE	13	NUSWIM	1:08.46	_____	_____
7	HANNAFORD, AUDREY	13	GUNNEDAH	1:08.69	_____	_____
8	FITZHARDINGE, EDIE	15	CHARLESTOWN	1:08.85	_____	_____
9	KING, INDIANNA	12	360 SCULLY PARK	1:09.17	_____	_____
10	JOHNSON, TAYA	15	CHARLESTOWN	1:09.67	_____	_____
<b>Heat</b>	<b>5 of 21</b>	<b>Timed Finals</b>				
1	SPARKS, NATALIE	20	BOMADERRY	1:11.14	_____	_____
2	PROVOST, CHLOE	13	KINROSS WOLAROI	1:10.86	_____	_____
3	WILLIAMS, CHARLOTTE	12	KINROSS WOLAROI	1:10.72	_____	_____
4	MARTIN, RUBY	15	BOMADERRY	1:10.20	_____	_____
5	PACKER, PHOEBE	14	GT AQUATICS	1:09.67	_____	_____
6	CUMMINGS, AVA	12	DUBBO RSL	1:09.85	_____	_____
7	HETHERINGTON, GRACE	15	CANBERRA	1:10.48	_____	_____
8	BENNETT, SIENNA	13	DUBBO RSL	1:10.83	_____	_____
9	PERINI, PHOEBE	14	ALBURY	1:11.10	_____	_____
10	ANDROUTSOS, LILY	13	TAMWORTH CITY	1:11.27	_____	_____

**Heat 6 of 21 Timed Finals**

1 KEIGHTLEY, EDITH  
 2 EDMONDS, SHELBY  
 3 ROSE, ERIKO  
 4 WILLIAMS, ABBY  
 5 THOMAS, AMBER  
 6 TURNER, ROSE  
 7 RAMIEN, MOLLY  
 8 CASHMAN, GEMMA  
 9 MINTO, LUCIA  
 10 THOMAS, TIA

14 MUDGEE INDOOR 1:13.21  
 12 MUSWELLBROOK 1:12.55  
 12 COONAMBLE 1:11.93  
 11 ORANGE AQUATIC 1:11.78  
 13 COOLAH 1:11.60  
 12 GRIFFITH 1:11.69  
 11 GUNNEDAH 1:11.88  
 12 KINROSS WOLAROI 1:12.49  
 13 HUNTER 1:12.64  
 14 COOLAH 1:13.85

**Heat 7 of 21 Timed Finals**

1 MCANALLY, ANDIE  
 2 LEACH, ABBY  
 3 PEYCHERS, CHARLIE  
 4 WINDEYER, GIGI  
 5 HUCKEL, EMMA  
 6 HORSTMAN, EDIE  
 7 JENKINS, KELSEY  
 8 PARRY, KHARLIAH  
 9 JONES, DANIKA  
 10 STOCKS, NATASHA

13 DUBBO CITY 1:15.69  
 12 MACQUARIE SHORES 1:15.15  
 11 BATHURST CITY 1:14.76  
 12 DUBBO CITY 1:14.34  
 13 ALBURY 1:13.91  
 13 ORANGE AQUATIC 1:14.18  
 14 VALLEY AQUATIC 1:14.55  
 12 PARKES 1:14.86  
 13 GUNNEDAH 1:15.57  
 13 DENMAN 1:15.77

**Heat 8 of 21 Timed Finals**

1 BEVAN, RUBY  
 2 TOOHEY, ANNA  
 3 SWIFT, BRONTE  
 4 CONSTABLE, LYBBIE  
 5 SPINKS, KATIE  
 6 MINTO, KOKODA  
 7 SMITH, AVA  
 8 DRAGOVIC, AVA  
 9 O'CONNELL, EDEN  
 10 KARABAEVA, EVANGELINA

13 MACQUARIE YABBIES 1:16.68  
 12 DUBBO CITY 1:16.65  
 12 MACQUARIE SHORES 1:16.20  
 14 MUDGEE INDOOR 1:15.85  
 13 GUNNEDAH 1:15.77  
 15 HUNTER 1:15.84  
 13 NARRABRI 1:15.99  
 11 DAPTO 1:16.45  
 11 ALBURY 1:16.65  
 13 GOSFORD STINGRAYS 1:16.91

**Heat 9 of 21 Timed Finals**


1 DWYER, MAEVE  
 2 LAVELLE, PHOEBE  
 3 HARISSON, CAITLYN  
 4 DWYER, LAURA  
 5 BEVERN, LILLI  
 6 WILSON, ALEXANDRA  
 7 ROSE, AIKO  
 8 WHITELEY, MATILDA  
 9 CRAPP, CAMILLA  
 10 LOCKYER, SOPHIE

12 ALBURY 1:18.82  
 11 DUBBO CITY 1:18.52  
 12 BATHURST CITY 1:18.15  
 14 BLAYNEY 1:17.89  
 11 DUBBO CITY 1:17.31  
 12 ALBURY 1:17.89  
 10 COONAMBLE 1:17.97  
 12 WARREN 1:18.51  
 12 ALBURY 1:18.53  
 15 DUBBO CITY 1:19.47

**Heat 10 of 21 Timed Finals**

1 GODDARD, EUGENIE  
 2 PEYCHERS, LYNDALL  
 3 MCCAULEY, KALISHA  
 4 DIFFEY, LUCY  
 5 CHAPMAN, HANNAH  
 6 MORRIS, HANNAH  
 7 STEELE, TAHNEE  
 8 FORRESTER, PHOEBE  
 9 OLAH, ANISE  
 10 BULLIVANT, EMILY

11 GUNNEDAH 1:21.35  
 9 BATHURST CITY 1:20.88  
 13 ORANGE AQUATIC 1:20.42  
 12 ORANA AQUATIC 1:19.87  
 11 ORANGE AQUATIC 1:19.55  
 13 HUNTER 1:19.77  
 13 GUNNEDAH 1:19.90  
 13 MUDGEE INDOOR 1:20.50  
 13 KINROSS WOLAROI 1:21.15  
 12 GT AQUATICS 1:21.52





**Heat 11 of 21 Timed Finals**

1 BOURKE, JASMINE  
 2 MARTIN, EMILY  
 3 LOWTHER, GRACE  
 4 DEMAMIEL, ZAHLI  
 5 HORTON, AMELIA  
 6 FLINT, AVA  
 7 SMITH, TAHLIA  
 8 SMITH, HOPE  
 9 TRIPLETT, ELLA  
 10 REID, CHARLOTTE

16 NYNGAN 1:23.45  
 11 NYNGAN 1:22.38  
 10 KINROSS WOLAROI 1:22.24  
 11 ALBURY 1:22.02  
 11 ALBURY 1:21.61  
 12 MACQUARIE SHORES 1:21.87  
 12 DUBBO CITY 1:22.05  
 10 TAMWORTH CITY 1:22.29  
 11 MACQUARIE SHORES 1:22.96  
 12 FORBES FINS 1:23.70

**Heat 12 of 21 Timed Finals**

1 AKINYEMI, HANNAH  
 2 CHAPMAN, MYAH  
 3 DEMAMIEL, EMMI  
 4 MARKHAM, INDY  
 5 DRINKWATER, MCKENZIE  
 6 MURRAY, ELLA  
 7 WELCH, ISABELLE  
 8 DOWNEY, SIENNA  
 9 BUNNEMEYER, KLARA  
 10 MORGAN, CLAUDIA

10 GUNNEDAH 1:26.61  
 11 ORANA AQUATIC 1:26.48  
 10 ALBURY 1:25.17  
 12 VALLEY AQUATIC 1:24.19  
 10 ALBURY 1:24.03  
 15 TAMWORTH CITY 1:24.12  
 9 NOVOCASTRIAN 1:24.62  
 11 MACQUARIE SHORES 1:26.39  
 10 TAMWORTH CITY 1:26.51  
 12 HUNTER 1:26.66

**Heat 13 of 21 Timed Finals**

1 PROVOST, ISABELLE  
 2 COUSINS, CLAIR  
 3 BARNETT, JULIA  
 4 MEDHURST, CLAUDIA  
 5 BARTLETT, BLAIR  
 6 ROBB, LILLY  
 7 CLIFTON, SOPHIE  
 8 GILL, ALLIENA  
 9 WRIGHT, AVA  
 10 DWYER, ERIN

11 KINROSS WOLAROI 1:30.62  
 10 COBAR 1:29.56  
 12 WARREN 1:27.68  
 12 DENMAN 1:26.94  
 10 360 SCULLY PARK 1:26.77  
 12 NYNGAN 1:26.92  
 10 ALBURY 1:27.52  
 10 MACQUARIE YABBIES 1:27.97  
 11 DUBBO CITY 1:30.20  
 12 BLAYNEY 1:30.64

**Heat 14 of 21 Timed Finals**

1 MORRIS, CHARLIE  
 2 MACBETH, KAYLA  
 3 SMITH, ELODIE  
 4 WILLIAMS, INDIANNAH  
 5 COSTELLOE, CAITLYN  
 6 NG, QUINCY  
 7 LYNCH, MILA  
 8 BOWMAN, BELLA  
 9 PURKISS, LUCIE  
 10 LONG, SARAH

10 HUNTER 1:33.62  
 11 WERRIS CREEK 1:32.76  
 9 DUBBO CITY 1:32.68  
 11 GINNINDERRA 1:31.68  
 11 360 SCULLY PARK 1:31.04  
 10 WEST WYALONG 1:31.41  
 10 SINGLETON 1:31.96  
 8 ORANGE AQUATIC 1:32.75  
 11 360 SCULLY PARK 1:33.36  
 10 ORANA AQUATIC 1:33.69

**Heat 15 of 21 Timed Finals**

1 HURST, TAMIKA  
 2 JIMMIESON, YASMIN  
 3 BRUCE, CLARE  
 4 BOYD, BREANNA  
 5 SCANLON-DAWSON, ADELAIDE  
 6 WHITING, MADDISON  
 7 HUNT, MADDISON  
 8 COUSINS, ASHLEY  
 9 MARKHAM, EDEN  
 10 MCLEAN, ROSE

9 NYNGAN 1:39.86  
 21 MUSWELLBROOK 1:38.74  
 11 WARREN 1:36.39  
 10 WARREN 1:35.78  
 10 360 SCULLY PARK 1:33.84  
 8 ORANGE AQUATIC 1:35.43  
 10 WARREN 1:36.04  
 15 COBAR 1:36.46  
 9 VALLEY AQUATIC 1:39.49  
 9 HUNTER 1:40.19



**Heat 16 of 21 Timed Finals**

1	JENKINS, CHARLOTTE	11	VALLEY AQUATIC	1:41.64		
2	OLIVER, ISABELLA	10	TUMUT	1:41.35		
3	COFFEY, KATRINA S18	37	ORANA AQUATIC	1:40.73		
4	MOALA, SOPHIE	9	GRIFFITH	1:40.33		
5	WYKES, SOPHIE	10	WELLINGTON	1:40.22		
6	O'BRIEN, WINIFRED	10	WARREN	1:40.30		
7	BOOBY, LUCY	9	NARRABRI	1:40.56		
8	MILFORD, AVA	9	COOLAH	1:41.15		
9	HARTMANN, ANNIKA	9	SINGLETON	1:41.54		
10	WYKES, MILLY	12	WELLINGTON	1:42.26		

**Heat 17 of 21 Timed Finals**

1	DIFFEY, MAGGIE	9	ORANA AQUATIC	1:47.65		
2	LAVELLE, STELLA	9	DUBBO CITY	1:45.99		
3	COOK, ALIZA	9	ORANGE AQUATIC	1:44.51		
4	HOLMES, SUMMER	11	NYNGAN	1:43.24		
5	AUVAA, SAVANNAH	10	BATHURST	1:42.77		
6	SCOTSON, EMMY	11	WARREN	1:42.78		
7	MCLEAN, EMMA	8	GRIFFITH	1:44.20		
8	MEDHURST, STELLA	10	DENMAN	1:45.87		
9	DEWAR, CHARLOTTE	13	ORANA AQUATIC	1:47.32		
10	GROEN, ZOEY	9	DUBBO CITY	1:47.80		

**Heat 18 of 21 Timed Finals**

1	BEVERN, GEORGIA	8	DUBBO CITY	1:52.74		
2	TINK, ELLA	9	ORANGE AQUATIC	1:51.46		
3	GUNN, LEILA	11	DUBBO CITY	1:49.00		
4	GOSSON, TABITHA	11	TAMWORTH CITY	1:48.15		
5	FORRESTER, URIAH	9	DUBBO CITY	1:48.02		
6	RULE, RUBY	9	KOOTINGAL MOONBI	1:48.05		
7	WINDEYER, POPPY	9	DUBBO CITY	1:48.29		
8	BET, ELENA	9	FORBES FINS	1:49.62		
9	GOOLD, BRONTE	9	NUSWIM	1:51.84		
10	BARNETT, LARA	8	WARREN	1:55.19		

**Heat 19 Timed Finals... (Event 22 Women 100 Metre Freestyle)**

1	MEYERS, GEORGIE	9	DUBBO CITY	2:01.97		
2	PEARSON, GEORGINA	7	TAMWORTH CITY	1:59.36		
3	SCOTT, AMELIA	9	ALBURY	1:57.96		
4	MACINNES, CLAUDIA	8	MACQUARIE YABBIES	1:57.40		
5	MILFORD, AALIYAH	7	COOLAH	1:57.33		
6	BUNNEMEYER, EMILIA	9	TAMWORTH CITY	1:57.36		
7	BEVAN, HARRIET	12	MACQUARIE YABBIES	1:57.89		
8	HANSON, LILLITH	10	DUBBO RSL	1:58.09		
9	LAVELLE, FRANKIE	7	DUBBO CITY	1:59.66		
10	KELLY, IZABELLE	10	DUBBO CITY	2:05.43		

**Heat 20 of 21 Timed Finals**

1	CLANCY, LYDIA	12	ALBURY	NT		
2	ANNETTS, SAMANTHA	13	ORANGE AQUATIC	NT		
3	MURRAY, OLIVIA	13	TAMWORTH CITY	NT		
4	RICH, ELENI	8	DUBBO CITY	2:12.40		
5	O'BRIEN, EDITH	8	WARREN	2:07.23		
6	HANSON, ARLIE	8	DUBBO RSL	2:11.87		
7	DUFFY, MADELINE	14	BINALONG NSW	NT		
8	MEIRING, CHARLOTTE	13	ORANGE AQUATIC	NT		
9	HENLEY, DANIELLE	12	DENMAN	NT		
10	RUSHFORD, ZARA	12	MAITLAND	NT		

Heat 21 of 21 Timed Finals

3 JENKINS, SOPHIA  
4 VIAL, ELSIE  
5 MEIRING, EMILY  
6 COHEN, KEIRA  
7 COHEN, TAYLAH  
8 AUVAA, SCARLETT

8 VALLEY AQUATIC  
10 ORANGE AQUATIC  
11 ORANGE AQUATIC  
10 KINCUMBER PACIFIC DOLPHINS  
8 KINCUMBER PACIFIC DOLPHINS  
7 BATHURST

NT  
NT  
NT  
NT  
NT  
NT

_____	_____
_____	_____
_____	_____
_____	_____
_____	_____
_____	_____

**EVENT 22 WILL BE THE LAST EVENT FOR TODAY. SUNDAYS  
SESSION WIL COMMENCE AT 9:00AM, WITH GATES OPEN AT  
7:30AM AND WARM-UP FROM 8:00AM.**



**Event 23 Men 11 & Over 800 Metre Freestyle**

Lane	Name	Age	Team	Seed Time	Finals	Place
<b>Heat 1 of 1 Timed Finals</b>						
4	FULLER, LOGAN	14	TAMWORTH CITY	5:19.53	_____	_____
5	MCKINTY, JACK	17	GT AQUATICS	4:36.56	_____	_____
6	TEMPLE, LOGAN	15	ALBURY	4:39.05	_____	_____

**Event 24 Women 11 & Over 800 Metre Freestyle**

Lane	Name	Age	Team	Seed Time	Finals	Place
<b>Heat 1 of 1 Timed Finals</b>						
4	FITZHARDINGE, EDIE	15	CHARLESTOWN	5:31.45	_____	_____
5	SALVESTRO, MATISSE	17	GRIFFITH	5:14.80	_____	_____
6	JOHNSON, TAYA	15	CHARLESTOWN	5:15.08	_____	_____

**Event 25 Men 50 Metre Breaststroke**

Lane	Name	Age	Team	Seed Time	Finals	Place
<b>Heat 1 of 14 Timed Finals</b>						
1	DAVIES, JONATHAN	16	GRIFFITH	37.76	_____	_____
2	CASHMAN, BRODIE	14	KINROSS WOLAROI	33.95	_____	_____
3	FORRESTER, TRAEVION	15	DUBBO CITY	33.16	_____	_____
4	PELL, THOMAS	16	KINROSS WOLAROI	33.02	_____	_____
5	BULLIVANT, PATRICK	17	GT AQUATICS	31.84	_____	_____
6	CASHMAN, CALEB	15	KINROSS WOLAROI	32.50	_____	_____
7	SCICLUNA, TYSON	18	MINGARA	33.14	_____	_____
8	RYAN, JAMES	15	TAMWORTH CITY	33.77	_____	_____
9	MOODY, LIAM	17	ORANGE AQUATIC	36.33	_____	_____
10	DOWNEY, TYLER	13	MACQUARIE SHORES	37.94	_____	_____
<b>Heat 2 of 14 Timed Finals</b>						
1	JENKINS, WILL	12	NOVOCASTRIAN	39.89	_____	_____
2	RUHBAUM, RYAN	16	ALBURY	39.58	_____	_____
3	FORD, ALEXANDER	14	NELSON BAY	39.05	_____	_____
4	O'DONNELL, HARRY	17	ORANA AQUATIC	38.52	_____	_____
5	SMITH, DANIEL	15	NARRABRI	38.09	_____	_____
6	REID, MAX	14	FORBES FINS	38.23	_____	_____
7	MCKINTY, JACK	17	GT AQUATICS	38.66	_____	_____
8	NG, BOSCO	14	WEST WYALONG	39.22	_____	_____
9	BENNETT, SAMUEL	16	ORANGE AQUATIC	39.63	_____	_____
10	WILLIAMS, SPENCER	14	KINROSS WOLAROI	40.10	_____	_____
<b>Heat 3 of 14 Timed Finals</b>						
1	BONEHAM, BAILEY	15	WEST WYALONG	42.00	_____	_____
2	SERAFIN, TAYLOR	13	GRIFFITH	41.43	_____	_____
3	AMBAZIDIS, KONSTANTINOS	13	NUSWIM	40.56	_____	_____
4	STEELE, BRODY	14	KINROSS WOLAROI	40.44	_____	_____
5	LOWTHER, MATTHEW	13	KINROSS WOLAROI	40.27	_____	_____
6	MCCABE, SEAN	17	MACQUARIE YABBIES	40.30	_____	_____
7	FUENTES, LOUIE	13	MINGARA	40.53	_____	_____
8	MITCHELL, BENJAMIN	13	MACQUARIE SHORES	40.67	_____	_____
9	MEDHURST, EMMITT	13	DENMAN	41.65	_____	_____
10	SMITH, KYE	12	NOVOCASTRIAN	42.10	_____	_____
<b>Heat 4 of 14 Timed Finals</b>						
1	SPINKS, JOSH	10	GUNNEDAH	44.04	_____	_____
2	FORRESTER, ZIAIRE	12	DUBBO CITY	43.70	_____	_____
3	CHALHOUB, SEBASTIAN	11	HUNTER	43.48	_____	_____
4	SMITH, NOAH	14	VALLEY AQUATIC	43.00	_____	_____
5	PEARSON, OLIVER	11	TAMWORTH CITY	42.16	_____	_____
6	KNIGHT, HENRY	15	COBAR	42.87	_____	_____
7	AKINYEMI, ZACH	13	GUNNEDAH	43.02	_____	_____
8	THOMPSON, ALEXANDER	15	GUNNEDAH	43.69	_____	_____
9	FULLER, LOGAN	14	TAMWORTH CITY	43.75	_____	_____
10	EDWARDS, DANIEL	13	NUSWIM	44.07	_____	_____

**Heat 5 of 14 Timed Finals**

1	GOSSON, JETHRO	13	TAMWORTH CITY	47.25	_____	_____
2	MINGAY, NATE	11	GRIFFITH	47.10	_____	_____
3	BET, LUCA	14	FORBES FINS	46.10	_____	_____
4	MCFADDEN, FINIAN	14	VALLEY AQUATIC	45.26	_____	_____
5	RYAN, WILLIAM	10	SINGLETON	44.69	_____	_____
6	HALL, MAX	10	ALBURY	45.00	_____	_____
7	WHITTON, COOPER	12	GUNNEDAH	45.48	_____	_____
8	LOWTHER, TIMOTHY	15	KINROSS WOLAROI	47.07	_____	_____
9	BEVAN, HUGH	15	MACQUARIE YABBIES	47.19	_____	_____
10	JANSEN, WILLIAM	12	GUNNEDAH	47.30	_____	_____

**Heat 6 of 14 Timed Finals**

1	MCISAAC, DAVID	11	GULARGAMBONE	49.19	_____	_____
2	KHAFAJI, ZANE	9	HUNTER	48.92	_____	_____
3	SMITH, LEVI	13	GT AQUATICS	47.99	_____	_____
4	MCANALLY, HUGH	11	DUBBO CITY	47.77	_____	_____
5	MCDONALD (V), OTTO	12	LEICHHARDT	47.46	_____	_____
6	WELSH, GEORGE	11	WARREN	47.48	_____	_____
7	LOCKYER, CHARLIE	13	DUBBO CITY	47.84	_____	_____
8	BUSBY, LUKE	11	GRIFFITH	48.51	_____	_____
9	ALEXANDER, MONTY	11	ALBURY	49.17	_____	_____
10	STOCKS, RILEY	11	DENMAN	49.87	_____	_____

**Heat 7 of 14 Timed Finals**

1	HUNT, HENRY	12	WARREN	53.08	_____	_____
2	FITZGIBBON, KALEB	12	VALLEY AQUATIC	52.78	_____	_____
3	LALEWICZ, ALEXANDER	10	VALLEY AQUATIC	50.98	_____	_____
4	BOWMAN, JOCK	10	ORANGE AQUATIC	50.76	_____	_____
5	FITZGIBBON, ATLIN	10	VALLEY AQUATIC	49.89	_____	_____
6	JOHNSTON, LAWRENCE	11	DENMAN	50.55	_____	_____
7	MACINNES, DIGBY	10	MACQUARIE YABBIES	50.94	_____	_____
8	PERINI, BLAKE	11	ALBURY	52.51	_____	_____
9	BENNETT, RILEY	13	ORANGE AQUATIC	52.79	_____	_____
10	MCGILVRAY, EDWARD	11	MUDGEE INDOOR	53.20	_____	_____

**Heat 8 of 14 Timed Finals**

1	DAVIS, GEORGE	11	KINROSS WOLAROI	55.40	_____	_____
2	MEDHURST, ARCHIE	10	DENMAN	55.04	_____	_____
3	VAN DAM, KYRAN	9	HUNTER	54.71	_____	_____
4	STILES, ALEX	10	DUBBO CITY	54.25	_____	_____
5	MANY, CAMDEN	9	GUNNEDAH	53.65	_____	_____
6	HALL, THOMAS	10	TAMWORTH CITY	53.84	_____	_____
7	LYONS, BADEN	14	DUBBO CITY	54.51	_____	_____
8	LIDSTER, DEEGAN	12	MUSWELLBROOK	55.02	_____	_____
9	PORCH, CHARLES	12	SCONE	55.15	_____	_____
10	LITTLEJOHN, FREDDIE	9	ORANGE AQUATIC	56.11	_____	_____

**Heat 9 of 14 Timed Finals**

1	WHITELEY, OLIVER	9	WARREN	58.08	_____	_____
2	MORGAN, ALEXANDER	10	HUNTER	57.74	_____	_____
3	OGILVIE, KYNAN	11	EAST MAITLAND OLYMPIC	57.60	_____	_____
4	HOLMES, THOMAS	9	NYNGAN	57.27	_____	_____
5	EVANS, KAI	9	GOSFORD STINGRAYS	56.94	_____	_____
6	SCOTT, BENJAMIN	11	ALBURY	57.12	_____	_____
7	MAINEY, CHARLIE	10	GUNNEDAH	57.58	_____	_____
8	CARTER, NED	10	HUNTER	57.64	_____	_____
9	SHORTER, WYATT	8	GUNNEDAH	57.79	_____	_____
10	KEIGHTLEY, ARTHUR	9	MUDGEE INDOOR	58.25	_____	_____

**Heat 10 of 14 Timed Finals**

1	MAHONEY, EVAN	9	NOVOCASTRIAN	59.35
2	ROBERTS, LENNY	9	VALLEY AQUATIC	59.04
3	SKINNER, HARRISON	10	DUBBO CITY	58.82
4	MORGAN, ETHAN	8	HUNTER	58.43
5	WEST, ZEKE	9	HUNTER	58.31
6	MAINEY, DARCY	11	GUNNEDAH	58.39
7	GUNN, LAWSON	9	DUBBO CITY	58.78
8	THREADGATE, BILLY	10	MAITLAND	58.93
9	RYAN, LACHLAN	8	SINGLETON	59.19
10	MALONEY, CONAN	10	ALBURY	59.40

**Heat 11 of 14 Timed Finals**

1	HETHERINGTON, CHARLIE	10	CANBERRA	1:04.24
2	STEPHENS, OWEN	9	TITANS	1:03.49
3	STEVENS, FREDDY	11	MUDGEE INDOOR	1:00.88
4	WILSON, ETHAN	9	ALBURY	1:00.57
5	MCISAAC, THOMAS	10	GULARGAMBONE	59.96
6	WARD, HARLEM	9	WARREN	59.98
7	CASEY FERNANDEZ, KNOA	11	KINCUMBER PACIFIC DOLPHINS	1:00.65
8	MAINEY, LEWIS	8	GUNNEDAH	1:01.88
9	BOOBY, MAX	11	NARRABRI	1:03.58
10	WHITELEY, EDWARD	8	WARREN	1:04.78

**Heat 12 of 14 Timed Finals**

1	WELSH, LOUIS	9	WARREN	1:11.83
2	VAN DAM, PAX	8	HUNTER	1:11.34
3	DAVIS, WILLIAM	9	KINROSS WOLAROI	1:08.59
4	THOMAS, REX	8	COOLAH	1:06.89
5	BENNETT, HUNTER	11	ORANGE AQUATIC	1:05.92
6	VAN DAM, TREY	8	HUNTER	1:06.00
7	CHALHOUB, JULIAN	8	HUNTER	1:08.14
8	KARABAEV, LUCAS	8	GOSFORD STINGRAYS	1:09.35
9	SMART, TOBY	9	DUBBO CITY	1:11.54
10	KARABAEV, STEFAN	8	GOSFORD STINGRAYS	1:12.76

**Heat 13 of 14 Timed Finals**

1	FORD, ANTHONY	8	NELSON BAY	1:36.89
2	MEYERS, HAMISH	7	DUBBO CITY	1:29.39
3	WEST, AMOS	7	HUNTER	1:18.84
4	CARTER, MAX	8	HUNTER	1:15.10
5	SKINNER, ARTHUR	8	DUBBO CITY	1:14.10
6	WHITELEY, MAXWELL	11	WARREN	1:14.42
7	CHAPMAN, OLIVER	8	ORANGE AQUATIC	1:18.43
8	BOOBY, ANGUS	7	NARRABRI	1:26.93
9	HANSON, JACKOBY	9	DUBBO RSL	1:33.99
10	DRAGOVIC, ANTHONY	37	DAPTO	NT

**Heat 14 of 14 Timed Finals**

2	BAILEY, ANGUS	7	DUBBO CITY	NT
3	CHAPMAN, ARCHIE	7	ORANGE AQUATIC	NT
4	BENNETT, ALEXANDER	8	MOLONG	NT
5	HENLEY, WILLIAM	15	DENMAN	NT
6	MALONEY, DUKE	8	ALBURY	NT
7	DRINKWATER, TAYLOR	8	ALBURY	NT
8	LITTLEJOHN, RALPH	7	ORANGE AQUATIC	NT
9	LYNCH, RYDER	7	SINGLETON	NT



Dubbo Aquatech

**Event 26 Women 50 Metre Breaststroke**

Lane	Name	Age	Team	Seed Time	Finals	Place
<b>Heat 1 of 19</b>	<b>Timed Finals</b>					
1	FITTLER, ELLA	16	TAMWORTH CITY	37.32	_____	_____
2	KOHL, ELLA	16	MACQUARIE SHORES	36.86	_____	_____
3	ESPERT, AMELIA	15	CHARLESTOWN	36.73	_____	_____
4	MCGILVRAY, CHLOE	15	KINROSS WOLAROI	36.61	_____	_____
5	MCANENEY, SOPHIE	13	DUBBO CITY	34.33	_____	_____
6	WHALAN, SIENNA	16	KINROSS WOLAROI	35.21	_____	_____
7	WILLIAMS, TAEYA	14	GINNINDERRA	36.68	_____	_____
8	MARKS, MADDIE	15	WARREN	36.78	_____	_____
9	KEIGHTLEY, EDITH	14	MUDGEE INDOOR	37.25	_____	_____
10	MALOY, APRIL	13	MACQUARIE SHORES	37.39	_____	_____
<b>Heat 2 of 19</b>	<b>Timed Finals</b>					
1	PITTOCK, TULLY	15	ORANA AQUATIC	38.88	_____	_____
2	MARTIN, RUBY	15	BOMADERRY	38.81	_____	_____
3	PERINI, PHOEBE	14	ALBURY	38.53	_____	_____
4	HALL, LAURA	13	TAMWORTH CITY	38.23	_____	_____
5	SADLER-PATHER, MILANA	13	GINNINDERRA	37.69	_____	_____
6	SMITH, MATILDA	15	VALLEY AQUATIC	37.72	_____	_____
7	KEENE, ANNABELLE	17	NOVOCASTRIAN	38.39	_____	_____
8	SMITH, MIKAYLA	14	DUBBO CITY	38.70	_____	_____
9	TURNER, ROSE	12	GRIFFITH	38.87	_____	_____
10	CARTER, RUBY	13	HUNTER	39.07	_____	_____
<b>Heat 3 of 19</b>	<b>Timed Finals</b>					
1	THOMAS, AMBER	13	COOLAH	41.17	_____	_____
2	CASHMAN, GEMMA	12	KINROSS WOLAROI	40.59	_____	_____
3	THOMAS, TIA	14	COOLAH	40.17	_____	_____
4	LORENZ, JORJA	14	VALLEY AQUATIC	39.79	_____	_____
5	SALVESTRO, MATISSE	17	GRIFFITH	39.62	_____	_____
6	HAMILTON, SOPHIE	12	NOVOCASTRIAN	39.73	_____	_____
7	WINDEYER, GIGI	12	DUBBO CITY	40.04	_____	_____
8	SPARKS, NATALIE	20	BOMADERRY	40.24	_____	_____
9	HUNT (V), ISABELLA	14	LORETO NORMANHURST	40.61	_____	_____
10	MESSNER, ABBIE	12	DUBBO CITY	41.18	_____	_____
<b>Heat 4 of 19</b>	<b>Timed Finals</b>					
1	O'CONNELL, LILAH	12	ALBURY	43.91	_____	_____
2	HETHERINGTON, GRACE	15	CANBERRA	43.48	_____	_____
3	BUTLER, COLBIE	14	KOOTINGAL MOONBI	42.73	_____	_____
4	HANNAFORD, AUDREY	13	GUNNEDAH	42.24	_____	_____
5	SMITH, MIA	14	NOVOCASTRIAN	41.27	_____	_____
6	JIMMIESON, PORSCHA SB19	16	MUSWELLBROOK	41.32	_____	_____
7	MORGAN, LARA	13	HUNTER	42.34	_____	_____
8	SPINKS, KATIE	13	GUNNEDAH	43.29	_____	_____
9	WATERMAN, EDWINA	15	KINROSS WOLAROI	43.68	_____	_____
10	ROSE, ERIKO	12	COONAMBLE	44.22	_____	_____
<b>Heat 5 of 19</b>	<b>Timed Finals</b>					
1	SMITH, MILLAH	13	TAMWORTH CITY	44.92	_____	_____
2	BEVERN, LILLI	11	DUBBO CITY	44.80	_____	_____
3	PACKER, PHOEBE	14	GT AQUATICS	44.66	_____	_____
4	LAVELLE, PHOEBE	11	DUBBO CITY	44.50	_____	_____
5	WHITTON, ALEXIS	11	GUNNEDAH	44.24	_____	_____
6	JONES, ANNIE	13	GRIFFITH	44.32	_____	_____
7	RAMIEN, MOLLY	11	GUNNEDAH	44.65	_____	_____
8	WILLIAMS, CHARLOTTE	12	KINROSS WOLAROI	44.75	_____	_____
9	KARABAEVA, EVANGELINA	13	GOSFORD STINGGRAYS	44.90	_____	_____
10	HORTON, AMELIA	11	ALBURY	44.93	_____	_____

**Heat 6 of 19 Timed Finals**

1	RUHBAUM, JENNA	14	ALBURY	46.23	_____	_____
2	BULLIVANT, EMILY	12	GT AQUATICS	46.09	_____	_____
3	MINTO, LUCIA	13	HUNTER	45.73	_____	_____
4	DEMAMIEL, EMMI	10	ALBURY	45.34	_____	_____
5	WHITELEY, MATILDA	12	WARREN	44.95	_____	_____
6	DRAGOVIC, AVA	11	DAPTO	45.19	_____	_____
7	SMITH, TAHLIA	12	DUBBO CITY	45.64	_____	_____
8	PROVOST, CHLOE	13	KINROSS WOLAROI	45.97	_____	_____
9	HUGHES, ANNABELLE	13	NUSWIM	46.12	_____	_____
10	CUMMINGS, AVA	12	DUBBO RSL	46.49	_____	_____

**Heat 7 of 19 Timed Finals**

1	HARISSON, CAITLYN	12	BATHURST CITY	47.94	_____	_____
2	MCCAULEY, KALISHA	13	ORANGE AQUATIC	47.54	_____	_____
3	LEACH, ABBY	12	MACQUARIE SHORES	47.29	_____	_____
4	PACKER, CHARLOTTE	13	GT AQUATICS	46.88	_____	_____
5	BENNETT, SIENNA	13	DUBBO RSL	46.80	_____	_____
6	DWYER, MAEVE	12	ALBURY	46.84	_____	_____
7	CHAPMAN, HANNAH	11	ORANGE AQUATIC	46.93	_____	_____
8	CONSTABLE, LYBBIE	14	MUDGEE INDOOR	47.44	_____	_____
9	BRUCE, CLARE	11	WARREN	47.80	_____	_____
10	FORRESTER, PHOEBE	13	MUDGEE INDOOR	48.01	_____	_____

**Heat 8 of 19 Timed Finals**

1	DIFFEY, LUCY	12	ORANA AQUATIC	48.74	_____	_____
2	DWYER, LAURA	14	BLAYNEY	48.59	_____	_____
3	RINDFLEISH, SOPHIE	12	COOLAH	48.45	_____	_____
4	MORGAN, CLAUDIA	12	HUNTER	48.35	_____	_____
5	BEVAN, RUBY	13	MACQUARIE YABBIES	48.05	_____	_____
6	SMITH, AVA	13	NARRABRI	48.26	_____	_____
7	MINTO, KOKODA	15	HUNTER	48.42	_____	_____
8	EDMONDS, SHELBY	12	MUSWELLBROOK	48.57	_____	_____
9	GODDARD, EUGENIE	11	GUNNEDAH	48.61	_____	_____
10	WILLIAMS, ABBY	11	ORANGE AQUATIC	48.81	_____	_____

**Heat 9 of 19 Timed Finals**

1	COUSINS, CLAIR	10	COBAR	50.23	_____	_____
2	TRIPLETT, ELLA	11	MACQUARIE SHORES	50.05	_____	_____
3	AKINYEMI, HANNAH	10	GUNNEDAH	49.59	_____	_____
4	SWIFT, BRONTE	12	MACQUARIE SHORES	49.40	_____	_____
5	STOCKS, NATASHA	13	DENMAN	49.30	_____	_____
6	CLANCY, LYDIA	12	ALBURY	49.33	_____	_____
7	MCANALLY, ANDIE	13	DUBBO CITY	49.51	_____	_____
8	JONES, DANIKA	13	GUNNEDAH	49.81	_____	_____
9	HORSTMAN, EDIE	13	ORANGE AQUATIC	50.06	_____	_____
10	CHAPMAN, MYAH	11	ORANA AQUATIC	50.66	_____	_____

**Heat 10 of 19 Timed Finals**

1	HOWARD, ELLA	11	ORANA AQUATIC	52.40	_____	_____
2	NG, QUINCY	10	WEST WYALONG	51.83	_____	_____
3	SCOTSON, EMMY	11	WARREN	51.48	_____	_____
4	BARNETT, JULIA	12	WARREN	50.95	_____	_____
5	BARTLETT, BLAIR	10	360 SCULLY PARK	50.72	_____	_____
6	MACBETH, KAYLA	11	WERRIS CREEK	50.82	_____	_____
7	DRAGOVIC, SOFIA	9	DAPTO	51.30	_____	_____
8	DOWNEY, SIENNA	11	MACQUARIE SHORES	51.80	_____	_____
9	BUNNEMEYER, KLARA	10	TAMWORTH CITY	52.11	_____	_____
10	BOURKE, JASMINE	16	NYNGAN	52.65	_____	_____



**Heat 11 of 19 Timed Finals**

1	MARKHAM, INDY	12	VALLEY AQUATIC	54.18	_____	_____
2	FLINT, AVA	12	MACQUARIE SHORES	53.66	_____	_____
3	HUNT, MADDISON	10	WARREN	53.48	_____	_____
4	COSTELLOE, CAITLYN	11	360 SCULLY PARK	53.12	_____	_____
5	DEMAMIEL, ZAHLI	11	ALBURY	52.84	_____	_____
6	PEYCHERS, LYNDALL	9	BATHURST CITY	52.93	_____	_____
7	MEDHURST, CLAUDIA	12	DENMAN	53.13	_____	_____
8	WILSON, ALEXANDRA	12	ALBURY	53.52	_____	_____
9	ROSE, AIKO	10	COONAMBLE	53.70	_____	_____
10	MARTIN, EMILY	11	NYNGAN	54.38	_____	_____

**Heat 12 of 19 Timed Finals**

1	GUNN, LEILA	11	DUBBO CITY	56.47	_____	_____
2	BOYD, BREANNA	10	WARREN	55.89	_____	_____
3	REID, CHARLOTTE	12	FORBES FINS	55.49	_____	_____
4	BOWMAN, BELLA	8	ORANGE AQUATIC	54.98	_____	_____
5	SMITH, HOPE	10	TAMWORTH CITY	54.45	_____	_____
6	DRINKWATER, MCKENZIE	10	ALBURY	54.78	_____	_____
7	WINDEYER, POPPY	9	DUBBO CITY	55.14	_____	_____
8	RICH, IVY	11	DUBBO CITY	55.59	_____	_____
9	MARKHAM, EDEN	9	VALLEY AQUATIC	56.13	_____	_____
10	LOWTHER, GRACE	10	KINROSS WOLAROI	56.67	_____	_____

**Heat 13 of 19 Timed Finals**

1	DWYER, ERIN	12	BLAYNEY	57.87	_____	_____
2	COUSINS, ASHLEY	15	COBAR	57.33	_____	_____
3	MCCLEAN, EMMA	8	GRIFFITH	57.03	_____	_____
4	CLIFTON, SOPHIE	10	ALBURY	56.79	_____	_____
5	CRAPP, CAMILLA	12	ALBURY	56.68	_____	_____
6	WILLIAMS, INDIANNAH	11	GINNINDERRA	56.74	_____	_____
7	RULE, RUBY	9	KOOTINGAL MOONBI	56.97	_____	_____
8	RUSHFORD, ZARA	12	MAITLAND	57.06	_____	_____
9	LYNCH, MILA	10	SINGLETON	57.74	_____	_____
10	PROVOST, ISABELLE	11	KINROSS WOLAROI	57.94	_____	_____

**Heat 14 of 19 Timed Finals**

1	O'BRIEN, WINIFRED	10	WARREN	1:00.85	_____	_____
2	GOSSON, TABITHA	11	TAMWORTH CITY	1:00.35	_____	_____
3	FORRESTER, URIAH	9	DUBBO CITY	1:00.21	_____	_____
4	GROEN, ZOEY	9	DUBBO CITY	59.81	_____	_____
5	HURST, TAMIKA	9	NYNGAN	58.90	_____	_____
6	COHEN, TAYLAH	8	KINCUMBER PACIFIC DOLPHINS	59.36	_____	_____
7	SMITH, ELODIE	9	DUBBO CITY	1:00.17	_____	_____
8	MOALA, SOPHIE	9	GRIFFITH	1:00.24	_____	_____
9	COHEN, KEIRA	10	KINCUMBER PACIFIC DOLPHINS	1:00.49	_____	_____
10	LAVELLE, STELLA	9	DUBBO CITY	1:01.22	_____	_____

**Heat 15 of 19 Timed Finals**

1	WYKES, SOPHIE	10	WELLINGTON	1:03.78	_____	_____
2	PURKISS, LUCIE	11	360 SCULLY PARK	1:02.92	_____	_____
3	MEYERS, GEORGIE	9	DUBBO CITY	1:02.41	_____	_____
4	DIFFEY, MAGGIE	9	ORANA AQUATIC	1:02.03	_____	_____
5	JENKINS, CHARLOTTE	11	VALLEY AQUATIC	1:01.23	_____	_____
6	HOLMES, SUMMER	11	NYNGAN	1:01.38	_____	_____
7	DEWAR, CHARLOTTE	13	ORANA AQUATIC	1:02.31	_____	_____
8	GOOLD, BRONTE	9	NUSWIM	1:02.91	_____	_____
9	WYKES, MILLY	12	WELLINGTON	1:03.53	_____	_____
10	BOOBY, LUCY	9	NARRABRI	1:04.44	_____	_____

**Heat 16 of 19 Timed Finals**

1	BET, ELENA	9	FORBES FINS	1:06.88	_____	_____
2	MCLEAN, ROSE	9	HUNTER	1:05.79	_____	_____
3	MCANALLY, SOPHIE	9	DUBBO CITY	1:05.32	_____	_____
4	BARNETT, LARA	8	WARREN	1:05.17	_____	_____
5	AUVAA, SAVANNAH	10	BATHURST	1:04.74	_____	_____
6	BUNNEMEYER, EMILIA	9	TAMWORTH CITY	1:04.98	_____	_____
7	HANSON, LILLITH	10	DUBBO RSL	1:05.22	_____	_____
8	HARTMANN, ANNIKA	9	SINGLETON	1:05.41	_____	_____
9	MILFORD, AVA	9	COOLAH	1:06.84	_____	_____
10	BEVERN, GEORGIA	8	DUBBO CITY	1:08.06	_____	_____

**Heat 17 of 19 Timed Finals**

1	KELLY, IZABELLE	10	DUBBO CITY	1:19.20	_____	_____
2	COOK, ALIZA	9	ORANGE AQUATIC	1:16.04	_____	_____
3	LAVELLE, FRANKIE	7	DUBBO CITY	1:13.73	_____	_____
4	TINK, ELLA	9	ORANGE AQUATIC	1:09.08	_____	_____
5	MEDHURST, STELLA	10	DENMAN	1:09.02	_____	_____
6	SCOTT, AMELIA	9	ALBURY	1:09.04	_____	_____
7	MILFORD, AALIYAH	7	COOLAH	1:10.92	_____	_____
8	RICH, ELENI	8	DUBBO CITY	1:14.82	_____	_____
9	O'BRIEN, EDITH	8	WARREN	1:16.45	_____	_____
10	PEARSON, GEORGINA	7	TAMWORTH CITY	1:24.08	_____	_____

**Heat 18 of 19 Timed Finals**

1	MEIRING, CHARLOTTE	13	ORANGE AQUATIC	NT	_____	_____
2	AMBAZIDOU, ANNA	14	NUSWIM	NT	_____	_____
3	JIMMIESON, YASMIN	21	MUSWELLBROOK	NT	_____	_____
4	BEVAN, HARRIET	12	MACQUARIE YABBIES	1:32.29	_____	_____
5	MACINNES, CLAUDIA	8	MACQUARIE YABBIES	1:29.40	_____	_____
6	AUVAA, SCARLETT	7	BATHURST	1:29.56	_____	_____
7	JENKINS, SOPHIA	8	VALLEY AQUATIC	2:05.26	_____	_____
8	MURRAY, ELLA	15	TAMWORTH CITY	NT	_____	_____
9	DUFFY, MADELINE	14	BINALONG NSW	NT	_____	_____
10	HUCKEL, EMMA	13	ALBURY	NT	_____	_____

**Heat 19 of 19 Timed Finals**

2	SMART, EDITH	7	DUBBO CITY	NT	_____	_____
3	HANSON, ARLIE	8	DUBBO RSL	NT	_____	_____
4	MEIRING, EMILY	11	ORANGE AQUATIC	NT	_____	_____
5	DUFFY, AMELIA	12	BINALONG NSW	NT	_____	_____
6	HENLEY, DANIELLE	12	DENMAN	NT	_____	_____
7	VIAL, ELSIE	10	ORANGE AQUATIC	NT	_____	_____
8	O'BRIEN, HILLARY	7	WARREN	NT	_____	_____
9	GOOLD, LILY	7	NUSWIM	NT	_____	_____

**Event 27 Men 50 Metre Freestyle Multi-Class**

Lane	Name	Age	Team	Seed Time	Finals	Place
Heat 1 of 1	Timed Finals					
4	DEWAR, RICHARD S14	14	ORANA AQUATIC	46.02	_____	_____
5	GIBSON, KNOX S9	15	ORANGE AQUATIC	32.89	_____	_____
6	TANDY-BELL, RONNIE S10	12	WELLINGTON	37.55	_____	_____
7	MCGRATH, ALEX S18	14	ORANA AQUATIC	52.95	_____	_____

**Event 28 Women 50 Metre Freestyle Multi-Class**

Lane	Name	Age	Team	Seed Time	Finals	Place
Heat 1 of 1	Timed Finals					
3	COFFEY, KATRINA S18	37	ORANA AQUATIC	44.73	_____	_____
4	HOGAN, MIA S13	10	ALBURY	39.50	_____	_____
5	JIMMIESON, PORSCHA S19	16	MUSWELLBROOK	30.67	_____	_____
6	MAYNIER, SAVANAH S14	15	TOUKLEY	32.77	_____	_____
7	MORRISSEY, SKYE S10	14	MACQUARIE YABBIES	39.97	_____	_____

# Event 29 Men 100 Metre Butterfly

Lane	Name	Age	Team	Seed Time	Finals	Place
<b>Heat 1 of 6 Timed Finals</b>						
1	MCCABE, SEAN	17	MACQUARIE YABBIES	1:11.21	_____	_____
2	KENNEDY (V), NEIL	13	CRANBROOK	1:11.09	_____	_____
3	O'DONNELL, HARRY	17	ORANA AQUATIC	1:08.55	_____	_____
4	STEELE, BRODY	14	KINROSS WOLAROI	1:05.93	_____	_____
5	TRAUB-REHM, DOMINIK	17	VALLEY AQUATIC	59.12	_____	_____
6	PELL, THOMAS	16	KINROSS WOLAROI	1:00.32	_____	_____
7	BULLIVANT, PATRICK	17	GT AQUATICS	1:07.74	_____	_____
8	RYAN, JAMES	15	TAMWORTH CITY	1:11.04	_____	_____
9	KNIGHT, HENRY	15	COBAR	1:11.20	_____	_____
10	SCICLUNA, TYSON	18	MINGARA	1:11.64	_____	_____
<b>Heat 2 of 6 Timed Finals</b>						
1	MEDHURST, EMMITT	13	DENMAN	1:21.27	_____	_____
2	NG, BOSCO	14	WEST WYALONG	1:19.81	_____	_____
3	DAVIES, JONATHAN	16	GRIFFITH	1:18.59	_____	_____
4	JENKINS, ARCHIE	12	NOVOCASTRIAN	1:18.24	_____	_____
5	SCANLON-DAWSON, ALEXANDER	14	360 SCULLY PARK	1:12.68	_____	_____
6	BENNETT, SAMUEL	16	ORANGE AQUATIC	1:13.20	_____	_____
7	FITZGIBBON, KALEB	12	VALLEY AQUATIC	1:18.35	_____	_____
8	MINGAY, NATE	11	GRIFFITH	1:19.61	_____	_____
9	SMITH, NOAH	14	VALLEY AQUATIC	1:21.06	_____	_____
10	BET, LUCA	14	FORBES FINS	1:21.52	_____	_____
<b>Heat 3 of 6 Timed Finals</b>						
1	LYNCH, JACOB	12	CHARLESTOWN	1:27.26	_____	_____
2	LOWTHER, TIMOTHY	15	KINROSS WOLAROI	1:26.83	_____	_____
3	DOWNEY, TYLER	13	MACQUARIE SHORES	1:24.50	_____	_____
4	SPINKS, JOSH	10	GUNNEDAH	1:23.13	_____	_____
5	LETHAM, WILLIAM	13	MUDGEE INDOOR	1:21.78	_____	_____
6	LOWTHER, MATTHEW	13	KINROSS WOLAROI	1:22.96	_____	_____
7	BONEHAM, BAILEY	15	WEST WYALONG	1:23.83	_____	_____
8	CHALHOUB, SEBASTIAN	11	HUNTER	1:24.60	_____	_____
9	MCDONALD (V), OTTO	12	LEICHHARDT	1:26.97	_____	_____
10	AKINYEMI, ZACH	13	GUNNEDAH	1:27.46	_____	_____
<b>Heat 4 of 6 Timed Finals</b>						
1	PEARSON, OLIVER	11	TAMWORTH CITY	1:49.16	_____	_____
2	HOLMES, THOMAS	9	NYNGAN	1:46.39	_____	_____
3	WHITTON, COOPER	12	GUNNEDAH	1:37.91	_____	_____
4	STEWART, LANE	14	GRIFFITH	1:37.15	_____	_____
5	RYAN, WILLIAM	10	SINGLETON	1:28.34	_____	_____
6	MCGILVRAY, EDWARD	11	MUDGEE INDOOR	1:36.71	_____	_____
7	FITZGIBBON, ATLIN	10	VALLEY AQUATIC	1:37.68	_____	_____
8	EDWARDS, DANIEL	13	NUSWIM	1:38.95	_____	_____
9	PORCH, CHARLES	12	SCONE	1:49.08	_____	_____
10	WEST, ZEKE	9	HUNTER	1:50.85	_____	_____



**Heat 5 of 6 Timed Finals**

1	MACINNES, DIGBY	10	MACQUARIE YABBIES	NT		
2	ALEXANDER, MONTY	11	ALBURY	NT		
3	WHITELEY, OLIVER	9	WARREN	2:38.72		
4	MORGAN, ALEXANDER	10	HUNTER	2:07.32		
5	CASEY FERNANDEZ, KNOA	11	KINCUMBER PACIFIC DOLPHINS	1:53.86		
6	MEDHURST, ARCHIE	10	DENMAN	1:59.45		
7	WELSH, LOUIS	9	WARREN	2:28.35		
8	GIBSON, KNOX S9	15	ORANGE AQUATIC	NT		
9	CARTER, NED	10	HUNTER	NT		
10	KHAFAJI, ZANE	9	HUNTER	NT		

**Heat 6 of 6 Timed Finals**

4	CHALHOUB, JULIAN	8	HUNTER	NT		
5	MORGAN, ETHAN	8	HUNTER	NT		
6	WHITELEY, EDWARD	8	WARREN	NT		

**Event 30 Women 100 Metre Butterfly**

Lane	Name	Age	Team	Seed Time	Finals	Place
------	------	-----	------	-----------	--------	-------

**Heat 1 of 7 Timed Finals**

1	MCCAULEY, BRIDIE	16	ORANGE AQUATIC	1:14.75		
2	MCANENEY, SOPHIE	13	DUBBO CITY	1:13.30		
3	SMITH, CHELSEA	13	TAMWORTH CITY	1:11.28		
4	TREWERN, ABBEY	15	360 SCULLY PARK	1:09.56		
5	WILLIAMS, TAEYA	14	GINNINDERRA	1:08.07		
6	MARKS, MADDIE	15	WARREN	1:08.58		
7	PITTOCK, TULLY	15	ORANA AQUATIC	1:10.63		
8	STORER, ANNABELLA	18	ALBURY	1:11.33		
9	SPADARI, ALICE	13	HUNTER	1:14.29		
10	CARTER, RUBY	13	HUNTER	1:15.25		

**Heat 2 of 7 Timed Finals**

1	BENNETT, SIENNA	13	DUBBO RSL	1:25.64		
2	ESPERT, AMELIA	15	CHARLESTOWN	1:23.23		
3	HANNAFORD, AUDREY	13	GUNNEDAH	1:20.13		
4	PERINI, PHOEBE	14	ALBURY	1:19.08		
5	MALOY, APRIL	13	MACQUARIE SHORES	1:17.71		
6	HUNT (V), ISABELLA	14	LORETO NORMANHURST	1:17.99		
7	BAILEY, EVE	16	DUBBO CITY	1:19.27		
8	WILLIAMS, ABBY	11	ORANGE AQUATIC	1:21.14		
9	HUGHES, ANNABELLE	13	NUSWIM	1:23.54		
10	ROSE, ERIKO	12	COONAMBLE	1:25.82		

**Heat 3 of 7 Timed Finals**

1	MINTO, KOKODA	15	HUNTER	1:30.39		
2	O'CONNELL, EDEN	11	ALBURY	1:28.88		
3	CASHMAN, GEMMA	12	KINROSS WOLAROI	1:27.35		
4	RAMIEN, MOLLY	11	GUNNEDAH	1:26.57		
5	ANDROUTSOS, LILY	13	TAMWORTH CITY	1:26.19		
6	PEYCHERS, CHARLIE	11	BATHURST CITY	1:26.52		
7	CHAPMAN, HANNAH	11	ORANGE AQUATIC	1:26.79		
8	JENKINS, KELSEY	14	VALLEY AQUATIC	1:28.61		
9	WHALAN, SIENNA	16	KINROSS WOLAROI	1:29.32		
10	FLINT, AVA	12	MACQUARIE SHORES	1:31.49		



**Dubbo City Swimtech**  
SWIMMING CLUB

**Heat 4 of 7 Timed Finals**

1	MCCAULEY, KALISHA	13	ORANGE AQUATIC	1:41.67	_____	_____
2	ROSE, AIKO	10	COONAMBLE	1:36.84	_____	_____
3	PACKER, PHOEBE	14	GT AQUATICS	1:35.34	_____	_____
4	WHITELEY, MATILDA	12	WARREN	1:32.46	_____	_____
5	CUMMINGS, AVA	12	DUBBO RSL	1:31.55	_____	_____
6	JONES, DANIKA	13	GUNNEDAH	1:32.08	_____	_____
7	SMITH, AVA	13	NARRABRI	1:34.34	_____	_____
8	WHITTON, ALEXIS	11	GUNNEDAH	1:36.11	_____	_____
9	MURRAY, ELLA	15	TAMWORTH CITY	1:40.44	_____	_____
10	BARNETT, JULIA	12	WARREN	1:42.15	_____	_____

**Heat 5 of 7 Timed Finals**

1	MORRISSEY, SKYE S10	14	MACQUARIE YABBIES	1:58.35	_____	_____
2	CLIFTON, SOPHIE	10	ALBURY	1:55.04	_____	_____
3	DRINKWATER, MCKENZIE	10	ALBURY	1:46.83	_____	_____
4	PEYCHERS, LYNDALL	9	BATHURST CITY	1:43.16	_____	_____
5	GODDARD, EUGENIE	11	GUNNEDAH	1:42.32	_____	_____
6	STEELE, TAHNEE	13	GUNNEDAH	1:42.37	_____	_____
7	AKINYEMI, HANNAH	10	GUNNEDAH	1:46.20	_____	_____
8	HORTON, AMELIA	11	ALBURY	1:53.93	_____	_____
9	DEMAMIEL, ZAHLI	11	ALBURY	1:57.30	_____	_____
10	HUNT, MADDISON	10	WARREN	1:58.85	_____	_____

**Heat 6 of 7 Timed Finals**

1	HORVATH, LARA	15	CHARLESTOWN	NT	_____	_____
2	SCOTSON, EMMY	11	WARREN	2:37.49	_____	_____
3	TINK, ELLA	9	ORANGE AQUATIC	2:23.76	_____	_____
4	BOURKE, JASMINE	16	NYNGAN	2:09.06	_____	_____
5	COUSINS, ASHLEY	15	COBAR	2:03.08	_____	_____
6	COFFEY, KATRINA S18	37	ORANA AQUATIC	2:04.76	_____	_____
7	MACBETH, KAYLA	11	WERRIS CREEK	2:09.17	_____	_____
8	MOALA, SOPHIE	9	GRIFFITH	2:32.33	_____	_____
9	WATERMAN, EDWINA	15	KINROSS WOLAROI	NT	_____	_____
10	PACKER, CHARLOTTE	13	GT AQUATICS	NT	_____	_____

**Heat 7 of 7 Timed Finals**

1	NG, QUINCY	10	WEST WYALONG	NT	_____	_____
2	LOWTHER, GRACE	10	KINROSS WOLAROI	NT	_____	_____
3	BRUCE, CLARE	11	WARREN	NT	_____	_____
4	COSTELLOE, CAITLYN	11	360 SCULLY PARK	NT	_____	_____
5	MURRAY, OLIVIA	13	TAMWORTH CITY	NT	_____	_____
6	RUSHFORD, ZARA	12	MAITLAND	NT	_____	_____
7	LAVELLE, PHOEBE	11	DUBBO CITY	NT	_____	_____
8	AUVAA, SAVANNAH	10	BATHURST	NT	_____	_____
9	DEMAMIEL, EMMI	10	ALBURY	NT	_____	_____
10	MACINNES, CLAUDIA	8	MACQUARIE YABBIES	NT	_____	_____

**Event 31 Men 11 & Over 400 Metre Freestyle**

Lane	Name	Age	Team	Seed Time	Finals	Place
<b>Heat 1 of 2 Timed Finals</b>						
1	SCANLON-DAWSON, ALEXANDER	14	360 SCULLY PARK	5:04.84	_____	_____
2	O'DONNELL, HARRY	17	ORANA AQUATIC	5:02.47	_____	_____
3	JENKINS, WILL	12	NOVOCASTRIAN	5:01.39	_____	_____
4	TEMPLE, LOGAN	15	ALBURY	4:39.05	_____	_____
5	CASHMAN, CALEB	15	KINROSS WOLAROI	4:26.45	_____	_____
6	MCKINTY, JACK	17	GT AQUATICS	4:36.56	_____	_____
7	SERAFIN, TAYLOR	13	GRIFFITH	4:50.62	_____	_____
8	CHALHOUB, SEBASTIAN	11	HUNTER	5:01.75	_____	_____
9	KENNEDY (V), NEIL	13	CRANBROOK	5:02.64	_____	_____
10	MCFADDEN, FINIAN	14	VALLEY AQUATIC	5:11.56	_____	_____

**Heat 2 of 2 Timed Finals**

3	BEVAN, HUGH	15	MACQUARIE YABBIES	5:28.21	_____	_____
4	DE BOCK, HARRY	14	HUNTER	5:21.67	_____	_____
5	THOMPSON, ALEXANDER	15	GUNNEDAH	5:14.76	_____	_____
6	FULLER, LOGAN	14	TAMWORTH CITY	5:19.53	_____	_____
7	LETHAM, WILLIAM	13	MUDGEE INDOOR	5:25.06	_____	_____

**Event 32 Women 11 & Over 400 Metre Freestyle**

Lane	Name	Age	Team	Seed Time	Finals	Place
------	------	-----	------	-----------	--------	-------

**Heat 1 of 3 Timed Finals**

1	HALL, LAURA	13	TAMWORTH CITY	5:18.21	_____	_____
2	CARTER, RUBY	13	HUNTER	5:11.20	_____	_____
3	WAKE, MAIA	16	DUBBO CITY	5:02.51	_____	_____
4	SPADARI, ALICE	13	HUNTER	4:53.21	_____	_____
5	SMITH, MATILDA	15	VALLEY AQUATIC	4:39.16	_____	_____
6	TREWERN, ABBEY	15	360 SCULLY PARK	4:51.38	_____	_____
7	MORGAN, LARA	13	HUNTER	4:53.29	_____	_____
8	PITTOCK, TULLY	15	ORANA AQUATIC	5:02.78	_____	_____
9	JOHNSON, TAYA	15	CHARLESTOWN	5:15.08	_____	_____
10	O'CONNELL, LILAH	12	ALBURY	5:23.34	_____	_____

**Heat 2 of 3 Timed Finals**

2	MINTO, KOKODA	15	HUNTER	5:40.65	_____	_____
3	BUTLER, COLBIE	14	KOOTINGAL MOONBI	5:32.26	_____	_____
4	FITZHARDINGE, EDIE	15	CHARLESTOWN	5:31.45	_____	_____
5	ROSE, ERIKO	12	COONAMBLE	5:26.25	_____	_____
6	PACKER, PHOEBE	14	GT AQUATICS	5:27.40	_____	_____
7	MINTO, LUCIA	13	HUNTER	5:31.49	_____	_____
8	BENNETT, SIENNA	13	DUBBO RSL	5:33.38	_____	_____
9	CONSTABLE, LYBBIE	14	MUDGEE INDOOR	5:43.53	_____	_____

**Heat 3 of 3 Timed Finals**

4	JONES, DANIKA	13	GUNNEDAH	5:47.35	_____	_____
5	JENKINS, KELSEY	14	VALLEY AQUATIC	5:44.40	_____	_____
6	PEYCHERS, CHARLIE	11	BATHURST CITY	5:46.67	_____	_____

**Event 33 Men 50 Metre Backstroke**

Lane	Name	Age	Team	Seed Time	Finals	Place
------	------	-----	------	-----------	--------	-------

**Heat 1 of 14 Timed Finals**

1	SMITH, DANIEL	15	NARRABRI	33.80	_____	_____
2	WILLIAMS, SPENCER	14	KINROSS WOLAROI	33.14	_____	_____
3	MCCABE, SEAN	17	MACQUARIE YABBIES	31.96	_____	_____
4	TRAUB-REHM, DOMINIK	17	VALLEY AQUATIC	30.76	_____	_____
5	STEELE, BRODY	14	KINROSS WOLAROI	29.24	_____	_____
6	RUHBAUM, RYAN	16	ALBURY	29.81	_____	_____
7	BULLIVANT, PATRICK	17	GT AQUATICS	31.62	_____	_____
8	KENNEDY (V), NEIL	13	CRANBROOK	32.91	_____	_____
9	BET, LUCA	14	FORBES FINS	33.64	_____	_____
10	O'DONNELL, HARRY	17	ORANA AQUATIC	33.81	_____	_____

**Heat 2 of 14 Timed Finals**

1	SMITH, LEVI	13	GT AQUATICS	36.10	_____	_____
2	DAVIES, JONATHAN	16	GRIFFITH	36.07	_____	_____
3	NG, BOSCO	14	WEST WYALONG	35.42	_____	_____
4	LOWTHER, MATTHEW	13	KINROSS WOLAROI	34.70	_____	_____
5	KNIGHT, HENRY	15	COBAR	34.26	_____	_____
6	TEMPLE, LOGAN	15	ALBURY	34.28	_____	_____
7	BURG, AYDEN	16	BERESFIELD	34.75	_____	_____
8	BENNETT, SAMUEL	16	ORANGE AQUATIC	35.46	_____	_____
9	FORD, ALEXANDER	14	NELSON BAY	36.09	_____	_____
10	LYNCH, JACOB	12	CHARLESTOWN	36.47	_____	_____

**Heat 3 of 14 Timed Finals**

1	JENKINS, ARCHIE	12	NOVOCASTRIAN	37.61
2	LOWTHER, TIMOTHY	15	KINROSS WOLAROI	37.21
3	REID, MAX	14	FORBES FINS	37.08
4	MCFADDEN, FINIAN	14	VALLEY AQUATIC	36.75
5	SMITH, NOAH	14	VALLEY AQUATIC	36.56
6	MITCHELL, BENJAMIN	13	MACQUARIE SHORES	36.72
7	JENKINS, WILL	12	NOVOCASTRIAN	37.03
8	AMBAZIDIS, KONSTANTINOS	13	NUSWIM	37.14
9	MCDONALD (V), OTTO	12	LEICHHARDT	37.28
10	LETHAM, WILLIAM	13	MUDGEE INDOOR	37.64

**Heat 4 of 14 Timed Finals**

1	CHALHOUB, SEBASTIAN	11	HUNTER	39.26
2	FULLER, LOGAN	14	TAMWORTH CITY	38.95
3	AKINYEMI, ZACH	13	GUNNEDAH	38.72
4	WHITTON, COOPER	12	GUNNEDAH	38.34
5	BEVAN, HUGH	15	MACQUARIE YABBIES	37.80
6	BONEHAM, BAILEY	15	WEST WYALONG	38.02
7	RYAN, WILLIAM	10	SINGLETON	38.47
8	SCANLON-DAWSON, ALEXANDER	14	360 SCULLY PARK	38.74
9	SPINKS, JOSH	10	GUNNEDAH	39.22
10	EDWARDS, DANIEL	13	NUSWIM	39.47

**Heat 5 of 14 Timed Finals**

1	BUSBY, LUKE	11	GRIFFITH	41.32
2	STEWART, LANE	14	GRIFFITH	40.91
3	THOMPSON, ALEXANDER	15	GUNNEDAH	40.43
4	MEDHURST, EMMITT	13	DENMAN	40.31
5	PEARSON, OLIVER	11	TAMWORTH CITY	39.99
6	MINGAY, NATE	11	GRIFFITH	40.03
7	MCGILVRAY, EDWARD	11	MUDGEE INDOOR	40.40
8	COUSINS, HARRY	14	COBAR	40.77
9	HALL, MAX	10	ALBURY	41.15
10	VAN DAM, KYRAN	9	HUNTER	41.52

**Heat 6 of 14 Timed Finals**

1	MANY, CAMDEN	9	GUNNEDAH	43.61
2	DAVIS, GEORGE	11	KINROSS WOLAROI	43.48
3	THREADGATE, BILLY	10	MAITLAND	42.79
4	FORRESTER, ZIAIRE	12	DUBBO CITY	41.85
5	LOCKYER, CHARLIE	13	DUBBO CITY	41.62
6	ALEXANDER, MONTY	11	ALBURY	41.81
7	ROBERTS, LENNY	9	VALLEY AQUATIC	42.38
8	MCANALLY, HUGH	11	DUBBO CITY	43.36
9	STEVENS, FREDDY	11	MUDGEE INDOOR	43.48
10	JANSEN, WILLIAM	12	GUNNEDAH	43.64

**Heat 7 of 14 Timed Finals**

1	SCOTT, BENJAMIN	11	ALBURY	46.28
2	HUNT, HENRY	12	WARREN	45.93
3	LYONS, BADEN	14	DUBBO CITY	45.08
4	BOWMAN, JOCK	10	ORANGE AQUATIC	45.03
5	JOHNSTON, LAWRENCE	11	DENMAN	44.31
6	KHAFAJI, ZANE	9	HUNTER	44.35
7	CARTER, NED	10	HUNTER	45.07
8	WILSON, ETHAN	9	ALBURY	45.75
9	BENNETT, RILEY	13	ORANGE AQUATIC	46.20
10	EVANS, KAI	9	GOSFORD STINGRAYS	46.36



**Heat 8 of 14 Timed Finals**

1	HALL, THOMAS	10	TAMWORTH CITY	48.67	_____	_____
2	MALONEY, CONAN	10	ALBURY	48.00	_____	_____
3	FITZGIBBON, ATLIN	10	VALLEY AQUATIC	47.85	_____	_____
4	PORCH, CHARLES	12	SCONE	47.17	_____	_____
5	MCISAAC, DAVID	11	GULARGAMBONE	47.00	_____	_____
6	MORGAN, ALEXANDER	10	HUNTER	47.07	_____	_____
7	WEST, ZEKE	9	HUNTER	47.80	_____	_____
8	GOSSON, JETHRO	13	TAMWORTH CITY	48.00	_____	_____
9	HOLMES, THOMAS	9	NYNGAN	48.62	_____	_____
10	MACINNES, DIGBY	10	MACQUARIE YABBIES	48.80	_____	_____

**Heat 9 of 14 Timed Finals**

1	MAHONEY, EVAN	9	NOVOCASTRIAN	50.84	_____	_____
2	STOCKS, RILEY	11	DENMAN	50.55	_____	_____
3	WELSH, GEORGE	11	WARREN	49.89	_____	_____
4	WHITELEY, OLIVER	9	WARREN	49.80	_____	_____
5	MAINEY, DARCY	11	GUNNEDAH	49.31	_____	_____
6	LIDSTER, DEEGAN	12	MUSWELLBROOK	49.34	_____	_____
7	BOOBY, MAX	11	NARRABRI	49.89	_____	_____
8	WARD, HARLEM	9	WARREN	50.46	_____	_____
9	OGILVIE, KYNAN	11	EAST MAITLAND OLYMPIC	50.59	_____	_____
10	CASEY FERNANDEZ, KNOA	11	KINCUMBER PACIFIC DOLPHINS	50.86	_____	_____

**Heat 10 of 14 Timed Finals**

1	DRINKWATER, TAYLOR	8	ALBURY	55.06	_____	_____
2	MAINEY, LEWIS	8	GUNNEDAH	54.45	_____	_____
3	MEDHURST, ARCHIE	10	DENMAN	52.69	_____	_____
4	MAINEY, CHARLIE	10	GUNNEDAH	51.65	_____	_____
5	BENNETT, HUNTER	11	ORANGE AQUATIC	50.88	_____	_____
6	GUNN, LAWSON	9	DUBBO CITY	51.56	_____	_____
7	LITTLEJOHN, FREDDIE	9	ORANGE AQUATIC	51.86	_____	_____
8	RYAN, LACHLAN	8	SINGLETON	53.57	_____	_____
9	HARTMANN, WILL	8	SINGLETON	55.00	_____	_____
10	KEIGHTLEY, ARTHUR	9	MUDGEES INDOOR	55.22	_____	_____

**Heat 11 of 14 Timed Finals**

1	CHAPMAN, OLIVER	8	ORANGE AQUATIC	57.96	_____	_____
2	BRIGHT, SHAUN	11	MINGARA	57.44	_____	_____
3	SHORTER, WYATT	8	GUNNEDAH	57.28	_____	_____
4	WHITELEY, MAXWELL	11	WARREN	56.23	_____	_____
5	MORGAN, ETHAN	8	HUNTER	55.26	_____	_____
6	CHALHOUB, JULIAN	8	HUNTER	55.61	_____	_____
7	WELSH, LOUIS	9	WARREN	56.70	_____	_____
8	SKINNER, HARRISON	10	DUBBO CITY	57.32	_____	_____
9	KARABAEV, STEFAN	8	GOSFORD STINGRAYS	57.71	_____	_____
10	WHITELEY, EDWARD	8	WARREN	58.71	_____	_____

**Heat 12 of 14 Timed Finals**

1	THOMAS, REX	8	COOLAH	1:04.08	_____	_____
2	HANSON, JACKOBY	9	DUBBO RSL	1:03.46	_____	_____
3	MCISAAC, THOMAS	10	GULARGAMBONE	1:01.83	_____	_____
4	CARTER, MAX	8	HUNTER	59.77	_____	_____
5	DAVIS, WILLIAM	9	KINROSS WOLAROI	59.01	_____	_____
6	STEPHENS, OWEN	9	TITANS	59.69	_____	_____
7	KARABAEV, LUCAS	8	GOSFORD STINGRAYS	59.86	_____	_____
8	FORD, ANTHONY	8	NELSON BAY	1:02.11	_____	_____
9	SKINNER, ARTHUR	8	DUBBO CITY	1:03.76	_____	_____
10	VAN DAM, TREY	8	HUNTER	1:04.45	_____	_____



**Heat 13 of 14 Timed Finals**

1	PERINI, BLAKE	11	ALBURY	NT		
2	DRAGOVIC, ANTHONY	37	DAPTO	NT		
3	WEST, AMOS	7	HUNTER	1:14.31		
4	BOOBY, ANGUS	7	NARRABRI	1:07.28		
5	MALONEY, DUKE	8	ALBURY	1:05.08		
6	VAN DAM, PAX	8	HUNTER	1:05.23		
7	LITTLEJOHN, RALPH	7	ORANGE AQUATIC	1:14.13		
8	MEYERS, HAMISH	7	DUBBO CITY	1:36.63		
9	HENLEY, WILLIAM	15	DENMAN	NT		
10	LALEWICZ, ALEXANDER	10	VALLEY AQUATIC	NT		

**Heat 14 of 14 Timed Finals**

4	KHAFAJI, LAITH	6	HUNTER	NT		
5	BENNETT, ALEXANDER	8	MOLONG	NT		
6	CHAPMAN, ARCHIE	7	ORANGE AQUATIC	NT		

**Event 34 Women 50 Metre Backstroke**

Lane	Name	Age	Team	Seed Time	Finals	Place
<b>Heat 1 of 19 Timed Finals</b>						
1	SPARKS, NATALIE	20	BOMADERRY	34.94		
2	JONES, ANNIE	13	GRIFFITH	33.86		
3	SMITH, CHELSEA	13	TAMWORTH CITY	33.25		
4	MESSNER, ABBIE	12	DUBBO CITY	33.05		
5	HAMILTON, SOPHIE	12	NOVOCASTRIAN	32.01		
6	WATERMAN, EDWINA	15	KINROSS WOLAROI	32.83		
7	MARKS, MADDIE	15	WARREN	33.13		
8	SMITH, MATILDA	15	VALLEY AQUATIC	33.41		
9	WILKINS, MIA	17	TITANS	34.33		
10	ROENNFELDT, ABIGAIL	13	GT AQUATICS	34.95		
<b>Heat 2 of 19 Timed Finals</b>						
1	RUHBAUM, JENNA	14	ALBURY	35.81		
2	HANNAFORD, AUDREY	13	GUNNEDAH	35.74		
3	HORVATH, LARA	15	CHARLESTOWN	35.54		
4	MCANENEY, SOPHIE	13	DUBBO CITY	35.44		
5	CARTER, RUBY	13	HUNTER	34.95		
6	STORER, ANNABELLA	18	ALBURY	35.26		
7	SPARKS, ALISON	23	BOMADERRY	35.46		
8	HUNT (V), ISABELLA	14	LORETO NORMANHURST	35.58		
9	MORGAN, LARA	13	HUNTER	35.78		
10	MARTIN, RUBY	15	BOMADERRY	35.81		
<b>Heat 3 of 19 Timed Finals</b>						
1	WHITTON, ALEXIS	11	GUNNEDAH	36.80		
2	SADLER-PATHER, MILANA	13	GINNINDERRA	36.44		
3	WILLIAMS, CHARLOTTE	12	KINROSS WOLAROI	36.18		
4	MCCAULEY, BRIDIE	16	ORANGE AQUATIC	36.14		
5	RAMIEN, MOLLY	11	GUNNEDAH	35.90		
6	O'CONNELL, EDEN	11	ALBURY	36.01		
7	SMITH, MIKAYLA	14	DUBBO CITY	36.16		
8	KEENE, ANNABELLE	17	NOVOCASTRIAN	36.20		
9	WAKE, MAIA	16	DUBBO CITY	36.69		
10	MCGILVRAY, CHLOE	15	KINROSS WOLAROI	36.96		



**CLINT MEYERS**  
· PAINTER & DECORATOR ·

**Heat 4 of 19 Timed Finals**

1 HUCKEL, EMMA  
 2 FITTLER, ELLA  
 3 KING, INDIANNA  
 4 THOMAS, AMBER  
 5 WILLIAMS, ABBY  
 6 SMITH, MILLAH  
 7 AMBAZIDOU, ANNA  
 8 BENNETT, SIENNA  
 9 FITZHARDINGE, EDIE  
 10 ROSE, ERIKO

13 ALBURY 38.34  
 16 TAMWORTH CITY 38.16  
 12 360 SCULLY PARK 38.13  
 13 COOLAH 37.74  
 11 ORANGE AQUATIC 37.64  
 13 TAMWORTH CITY 37.65  
 14 NUSWIM 38.10  
 13 DUBBO RSL 38.15  
 15 CHARLESTOWN 38.22  
 12 COONAMBLE 38.63

**Heat 5 of 19 Timed Finals**

1 DWYER, LAURA  
 2 DRAGOVIC, AVA  
 3 PACKER, CHARLOTTE  
 4 BUTLER, COLBIE  
 5 WILSON, ALEXANDRA  
 6 CONSTABLE, LYBBIE  
 7 SALVESTRO, MATISSE  
 8 BAILEY, EVE  
 9 RINDFLEISH, SOPHIE  
 10 BEVAN, RUBY

14 BLAYNEY 39.94  
 11 DAPTO 39.55  
 13 GT AQUATICS 39.13  
 14 KOOTINGAL MOONBI 38.92  
 12 ALBURY 38.78  
 14 MUDGEE INDOOR 38.87  
 17 GRIFFITH 39.09  
 16 DUBBO CITY 39.45  
 12 COOLAH 39.88  
 13 MACQUARIE YABBIES 39.99

**Heat 6 of 19 Timed Finals**

1 HUGHES, ANNABELLE  
 2 WHALAN, SIENNA  
 3 PERINI, PHOEBE  
 4 CUMMINGS, AVA  
 5 ESPERT, AMELIA  
 6 JENKINS, KELSEY  
 7 WHITELEY, MATILDA  
 8 THOMAS, TIA  
 9 KEIGHTLEY, EDITH  
 10 SPINKS, KATIE

13 NUSWIM 40.77  
 16 KINROSS WOLAROI 40.71  
 14 ALBURY 40.41  
 12 DUBBO RSL 40.16  
 15 CHARLESTOWN 40.00  
 14 VALLEY AQUATIC 40.04  
 12 WARREN 40.39  
 14 COOLAH 40.54  
 14 MUDGEE INDOOR 40.71  
 13 GUNNEDAH 40.85

**Heat 7 of 19 Timed Finals**

1 PROVOST, CHLOE  
 2 PEYCHERS, CHARLIE  
 3 MCCAULEY, KALISHA  
 4 LEACH, ABBY  
 5 BEVERN, LILLI  
 6 ANDROUTSOS, LILY  
 7 BULLIVANT, EMILY  
 8 SMITH, AVA  
 9 LAVELLE, PHOEBE  
 10 CLIFTON, SOPHIE

13 KINROSS WOLAROI 41.80  
 11 BATHURST CITY 41.58  
 13 ORANGE AQUATIC 41.41  
 12 MACQUARIE SHORES 41.09  
 11 DUBBO CITY 40.86  
 13 TAMWORTH CITY 40.98  
 12 GT AQUATICS 41.11  
 13 NARRABRI 41.45  
 11 DUBBO CITY 41.74  
 10 ALBURY 41.84

**Heat 8 of 19 Timed Finals**

1 LOCKYER, SOPHIE  
 2 PEYCHERS, LYNDALL  
 3 DEMAMIEL, ZAHLI  
 4 ROSE, AIKO  
 5 DEMAMIEL, EMMI  
 6 WINDEYER, GIGI  
 7 HARISSON, CAITLYN  
 8 JONES, DANIKA  
 9 HORSTMAN, EDIE  
 10 FORRESTER, PHOEBE

15 DUBBO CITY 42.45  
 9 BATHURST CITY 42.42  
 11 ALBURY 42.32  
 10 COONAMBLE 42.06  
 10 ALBURY 41.95  
 12 DUBBO CITY 42.01  
 12 BATHURST CITY 42.12  
 13 GUNNEDAH 42.33  
 13 ORANGE AQUATIC 42.43  
 13 MUDGEE INDOOR 42.48



**Heat 9 of 19 Timed Finals**

1	LOWTHER, GRACE
2	COHEN, TAYLAH
3	CHAPMAN, HANNAH
4	SWIFT, BRONTE
5	EDMONDS, SHELBY
6	STEELE, TAHNEE
7	TRIPLETT, ELLA
8	MCANALLY, ANDIE
9	WILLIAMS, INDIANNAH
10	MARTIN, EMILY

10	KINROSS WOLAROI	44.25
8	KINCUMBER PACIFIC DOLPHINS	43.91
11	ORANGE AQUATIC	43.20
12	MACQUARIE SHORES	42.62
12	MUSWELLBROOK	42.54
13	GUNNEDAH	42.58
11	MACQUARIE SHORES	42.68
13	DUBBO CITY	43.63
11	GINNINDERRA	44.24
11	NYNGAN	44.57

**Heat 10 of 19 Timed Finals**

1	STOCKS, NATASHA
2	DIFFEY, LUCY
3	SMITH, TAHLIA
4	FLINT, AVA
5	KARABAEVA, EVANGELINA
6	MARKHAM, INDY
7	DRINKWATER, MCKENZIE
8	AUVAA, SAVANNAH
9	SMITH, HOPE
10	CRAPP, CAMILLA

13	DENMAN	46.52
12	ORANA AQUATIC	45.74
12	DUBBO CITY	45.72
12	MACQUARIE SHORES	44.91
13	GOSFORD STINGRAYS	44.62
12	VALLEY AQUATIC	44.89
10	ALBURY	45.02
10	BATHURST	45.72
10	TAMWORTH CITY	46.47
12	ALBURY	46.53

**Heat 11 of 19 Timed Finals**

1	GODDARD, EUGENIE
2	COHEN, KEIRA
3	COUSINS, CLAIR
4	AKINYEMI, HANNAH
5	DWYER, ERIN
6	BOURKE, JASMINE
7	MEDHURST, CLAUDIA
8	DOWNEY, SIENNA
9	SMITH, ELODIE
10	REID, CHARLOTTE

11	GUNNEDAH	47.44
10	KINCUMBER PACIFIC DOLPHINS	47.21
10	COBAR	47.10
10	GUNNEDAH	46.68
12	BLAYNEY	46.59
16	NYNGAN	46.68
12	DENMAN	46.90
11	MACQUARIE SHORES	47.19
9	DUBBO CITY	47.22
12	FORBES FINS	47.52

**Heat 12 of 19 Timed Finals**

1	DEWAR, CHARLOTTE
2	PROVOST, ISABELLE
3	COSTELLOE, CAITLYN
4	HOLMES, SUMMER
5	NG, QUINCY
6	GUNN, LEILA
7	DRAGOVIC, SOFIA
8	MACBETH, KAYLA
9	BRUCE, CLARE
10	BARNETT, JULIA

13	ORANA AQUATIC	49.67
11	KINROSS WOLAROI	49.56
11	360 SCULLY PARK	49.31
11	NYNGAN	49.24
10	WEST WYALONG	47.69
11	DUBBO CITY	47.77
9	DAPTO	49.29
11	WERRIS CREEK	49.32
11	WARREN	49.60
12	WARREN	49.76

**Heat 13 of 19 Timed Finals**

1	JENKINS, CHARLOTTE
2	O'BRIEN, WINIFRED
3	BOOBY, LUCY
4	CHAPMAN, MYAH
5	BOWMAN, BELLA
6	BUNNEMEYER, KLARA
7	BOYD, BREANNA
8	WYKES, MILLY
9	SCANLON-DAWSON, ADELAIDE
10	MARKHAM, EDEN

11	VALLEY AQUATIC	51.19
10	WARREN	50.72
9	NARRABRI	50.50
11	ORANA AQUATIC	50.29
8	ORANGE AQUATIC	50.21
10	TAMWORTH CITY	50.29
10	WARREN	50.47
12	WELLINGTON	50.72
10	360 SCULLY PARK	50.94
9	VALLEY AQUATIC	51.22



<b>Heat 14 of 19 Timed Finals</b>			
1	MILFORD, AVA	9 COOLAH	53.61
2	PURKISS, LUCIE	11 360 SCULLY PARK	53.32
3	WYKES, SOPHIE	10 WELLINGTON	52.22
4	HUNT, MADDISON	10 WARREN	51.74
5	HURST, TAMIKA	9 NYNGAN	51.35
6	SCOTT, AMELIA	9 ALBURY	51.47
7	RICH, IVY	11 DUBBO CITY	51.96
8	RUSHFORD, ZARA	12 MAITLAND	52.86
9	GROEN, ZOEY	9 DUBBO CITY	53.49
10	MORGAN, CLAUDIA	12 HUNTER	53.81
<b>Heat 15 of 19 Timed Finals</b>			
1	MCLEAN, ROSE	9 HUNTER	55.69
2	TINK, ELLA	9 ORANGE AQUATIC	55.49
3	HARTMANN, ANNIKA	9 SINGLETON	55.09
4	MOALA, SOPHIE	9 GRIFFITH	54.56
5	MCLEAN, EMMA	8 GRIFFITH	54.31
6	MILFORD, AALIYAH	7 COOLAH	54.37
7	FORRESTER, URIAH	9 DUBBO CITY	54.95
8	COOK, ALIZA	9 ORANGE AQUATIC	55.45
9	BET, ELENA	9 FORBES FINS	55.65
10	DIFFEY, MAGGIE	9 ORANA AQUATIC	56.58
<b>Heat 16 of 19 Timed Finals</b>			
1	RULE, RUBY	9 KOOTINGAL MOONBI	1:00.38
2	JIMMIESON, YASMIN	21 MUSWELLBROOK	59.99
3	HANSON, LILLITH	10 DUBBO RSL	58.60
4	SMITH, LOTTIE	10 TAMWORTH CITY	57.52
5	LAVELLE, STELLA	9 DUBBO CITY	57.31
6	MEDHURST, STELLA	10 DENMAN	57.40
7	GOOLD, BRONTE	9 NUSWIM	57.69
8	LAVELLE, FRANKIE	7 DUBBO CITY	58.79
9	MEYERS, GEORGIE	9 DUBBO CITY	1:00.36
10	AUVAA, SCARLETT	7 BATHURST	1:00.91
<b>Heat 17 of 19 Timed Finals</b>			
1	RICH, ELENI	8 DUBBO CITY	1:08.18
2	MACINNES, CLAUDIA	8 MACQUARIE YABBIES	1:05.97
3	GOSSON, TABITHA	11 TAMWORTH CITY	1:03.62
4	WINDEYER, POPPY	9 DUBBO CITY	1:02.43
5	BARNETT, LARA	8 WARREN	1:01.23
6	BEVERN, GEORGIA	8 DUBBO CITY	1:02.15
7	KELLY, IZABELLE	10 DUBBO CITY	1:02.64
8	SCOTSON, EMMY	11 WARREN	1:05.25
9	PEARSON, GEORGINA	7 TAMWORTH CITY	1:06.28
10	BUNNEMEYER, EMILIA	9 TAMWORTH CITY	1:08.73
<b>Heat 18 of 19 Timed Finals</b>			
2	MURRAY, OLIVIA	13 TAMWORTH CITY	NT
3	O'BRIEN, HILLARY	7 WARREN	1:35.46
4	HANSON, ARLIE	8 DUBBO RSL	1:17.57
5	MCANALLY, SOPHIE	9 DUBBO CITY	1:16.57
6	O'BRIEN, EDITH	8 WARREN	1:17.39
7	JENKINS, SOPHIA	8 VALLEY AQUATIC	1:19.19
8	MURRAY, ELLA	15 TAMWORTH CITY	NT
9	HENLEY, DANIELLE	12 DENMAN	NT
<b>Heat 19 of 19 Timed Finals</b>			
4	GOOLD, LILY	7 NUSWIM	NT
5	MEIRING, EMILY	11 ORANGE AQUATIC	NT
6	VIAL, ELSIE	10 ORANGE AQUATIC	NT

***A 30 MINUTE LUNCH BREAK WILL TAKE PLACE AFTER EVENT 34.***

**Event 35 Men 50 Metre Backstroke Multi-Class**

Lane	Name	Age	Team	Seed Time	Finals	Place
<b>Heat 1 of 1 Timed Finals</b>						
5	TANDY-BELL, RONNIE S10	12	WELLINGTON	45.42	_____	_____
6	DEWAR, RICHARD S14	14	ORANA AQUATIC	56.85	_____	_____

**Event 36 Women 50 Metre Backstroke Multi-Class**

Lane	Name	Age	Team	Seed Time	Finals	Place
<b>Heat 1 of 1 Timed Finals</b>						
4	HOGAN, MIA S13	10	ALBURY	44.89	_____	_____
5	JIMMIESON, PORSCHA S19	16	MUSWELLBROOK	37.52	_____	_____
6	MAYNIER, SAVANAH S14	15	TOUKLEY	40.24	_____	_____
7	COFFEY, KATRINA S18	37	ORANA AQUATIC	53.36	_____	_____

**Event 37 Men 100 Metre Breaststroke**

Lane	Name	Age	Team	Seed Time	Finals	Place
<b>Heat 1 of 10 Timed Finals</b>						
1	SMITH, DANIEL	15	NARRABRI	1:23.72	_____	_____
2	MOODY, LIAM	17	ORANGE AQUATIC	1:19.17	_____	_____
3	SCICLUNA, TYSON	18	MINGARA	1:15.23	_____	_____
4	RYAN, JAMES	15	TAMWORTH CITY	1:13.43	_____	_____
5	BULLIVANT, PATRICK	17	GT AQUATICS	1:10.78	_____	_____
6	PELL, THOMAS	16	KINROSS WOLAROI	1:12.88	_____	_____
7	FORRESTER, TRAEVION	15	DUBBO CITY	1:14.80	_____	_____
8	CASHMAN, BRODIE	14	KINROSS WOLAROI	1:16.96	_____	_____
9	DOWNEY, TYLER	13	MACQUARIE SHORES	1:22.61	_____	_____
10	MCKINTY, JACK	17	GT AQUATICS	1:24.11	_____	_____
<b>Heat 2 of 10 Timed Finals</b>						
1	NG, BOSCO	14	WEST WYALONG	1:29.38	_____	_____
2	FORD, ALEXANDER	14	NELSON BAY	1:28.34	_____	_____
3	AMBAZIDIS, KONSTANTINOS	13	NUSWIM	1:27.26	_____	_____
4	O'DONNELL, HARRY	17	ORANA AQUATIC	1:25.30	_____	_____
5	MITCHELL, BENJAMIN	13	MACQUARIE SHORES	1:25.11	_____	_____
6	DE BOCK, HARRY	14	HUNTER	1:25.19	_____	_____
7	STEELE, BRODY	14	KINROSS WOLAROI	1:26.63	_____	_____
8	JENKINS, WILL	12	NOVOCASTRIAN	1:28.05	_____	_____
9	FUENTES, LOUIE	13	MINGARA	1:28.93	_____	_____
10	SERAFIN, TAYLOR	13	GRIFFITH	1:30.55	_____	_____
<b>Heat 3 of 10 Timed Finals</b>						
1	MEDHURST, EMMITT	13	DENMAN	1:37.00	_____	_____
2	GIBSON, KNOX SB9	15	ORANGE AQUATIC	1:34.06	_____	_____
3	REID, MAX	14	FORBES FINS	1:33.01	_____	_____
4	SMITH, KYE	12	NOVOCASTRIAN	1:32.94	_____	_____
5	LOWTHER, MATTHEW	13	KINROSS WOLAROI	1:31.67	_____	_____
6	BONEHAM, BAILEY	15	WEST WYALONG	1:32.37	_____	_____
7	KNIGHT, HENRY	15	COBAR	1:32.96	_____	_____
8	PEARSON, OLIVER	11	TAMWORTH CITY	1:33.30	_____	_____
9	FULLER, LOGAN	14	TAMWORTH CITY	1:35.24	_____	_____
10	O'LOUGHLIN, BYRON	52	TOUKLEY	1:37.07	_____	_____
<b>Heat 4 of 10 Timed Finals</b>						
1	BUSBY, LUKE	11	GRIFFITH	1:44.83	_____	_____
2	GOSSON, JETHRO	13	TAMWORTH CITY	1:40.35	_____	_____
3	AKINYEMI, ZACH	13	GUNNEDAH	1:40.08	_____	_____
4	THOMPSON, ALEXANDER	15	GUNNEDAH	1:38.58	_____	_____
5	FORRESTER, ZIAIRE	12	DUBBO CITY	1:38.23	_____	_____
6	EDWARDS, DANIEL	13	NUSWIM	1:38.42	_____	_____
7	SPINKS, JOSH	10	GUNNEDAH	1:39.82	_____	_____
8	RYAN, WILLIAM	10	SINGLETON	1:40.31	_____	_____
9	HALL, MAX	10	ALBURY	1:40.85	_____	_____
10	WHITTON, COOPER	12	GUNNEDAH	1:45.38	_____	_____

**Heat 5 of 10 Timed Finals**

1 JOHNSTON, LAWRENCE  
 2 JANSEN, WILLIAM  
 3 KHAFAJI, ZANE  
 4 LOCKYER, CHARLIE  
 5 MCDONALD (V), OTTO  
 6 MCANALLY, HUGH  
 7 BEVAN, HUGH  
 8 BOWMAN, JOCK  
 9 STOCKS, RILEY  
 10 LALEWICZ, ALEXANDER

**Heat 6 of 10 Timed Finals**

1 MORGAN, ALEXANDER  
 2 STILES, ALEX  
 3 CASEY FERNANDEZ, KNOA  
 4 WELSH, GEORGE  
 5 MCISAAC, DAVID  
 6 MACINNES, DIGBY  
 7 ALEXANDER, MONTY  
 8 HALL, THOMAS  
 9 MORGAN, ETHAN  
 10 HOLMES, THOMAS

**Heat 7 of 10 Timed Finals**

1 MEDHURST, ARCHIE  
 2 SHORTER, WYATT  
 3 BENNETT, RILEY  
 4 WEST, ZEKE  
 5 LITTLEJOHN, FREDDIE  
 6 EVANS, KAI  
 7 SCOTT, BENJAMIN  
 8 RYAN, LACHLAN  
 9 CARTER, NED  
 10 SKINNER, HARRISON

**Heat 8 of 10 Timed Finals**

1 STEVENS, FREDDY  
 2 MCISAAC, THOMAS  
 3 MAINEY, CHARLIE  
 4 WHITELEY, OLIVER  
 5 KEIGHTLEY, ARTHUR  
 6 MAINEY, LEWIS  
 7 MAINEY, DARCY  
 8 WARD, HARLEM  
 9 BOOBY, MAX  
 10 MALONEY, CONAN

**Heat 9 of 10 Timed Finals**

1 LYONS, BADEN  
 2 SMITH, NOAH  
 3 WHITELEY, MAXWELL  
 4 DEWAR, RICHARD SB14  
 5 WHITELEY, EDWARD  
 6 CHALHOUB, JULIAN  
 7 THOMAS, REX  
 8 MEYERS, HAMISH  
 9 HENLEY, WILLIAM  
 10 MCGILVRAY, EDWARD

11 DENMAN 1:54.15  
 12 GUNNEDAH 1:50.60  
 9 HUNTER 1:50.54  
 13 DUBBO CITY 1:49.12  
 12 LEICHHARDT 1:45.57  
 11 DUBBO CITY 1:46.90  
 15 MACQUARIE YABBIES 1:49.44  
 10 ORANGE AQUATIC 1:50.57  
 11 DENMAN 1:51.22  
 10 VALLEY AQUATIC 1:54.92

10 HUNTER 2:00.59  
 10 DUBBO CITY 1:59.93  
 11 KINCUMBER PACIFIC DOLPHINS 1:56.82  
 11 WARREN 1:55.65  
 11 GULARGAMBONE 1:55.11  
 10 MACQUARIE YABBIES 1:55.64  
 11 ALBURY 1:56.67  
 10 TAMWORTH CITY 1:59.10  
 8 HUNTER 2:00.25  
 9 NYNGAN 2:01.14

10 DENMAN 2:07.81  
 8 GUNNEDAH 2:06.81  
 13 ORANGE AQUATIC 2:05.32  
 9 HUNTER 2:02.41  
 9 ORANGE AQUATIC 2:02.20  
 9 GOSFORD STINGRAYS 2:02.37  
 11 ALBURY 2:03.36  
 8 SINGLETON 2:06.45  
 10 HUNTER 2:07.07  
 10 DUBBO CITY 2:08.59

11 MUDGEE INDOOR 2:17.56  
 10 GULARGAMBONE 2:11.83  
 10 GUNNEDAH 2:11.67  
 9 WARREN 2:11.04  
 9 MUDGEE INDOOR 2:08.82  
 8 GUNNEDAH 2:09.38  
 11 GUNNEDAH 2:11.57  
 9 WARREN 2:11.82  
 11 NARRABRI 2:17.07  
 10 ALBURY 2:18.60

14 DUBBO CITY NT  
 14 VALLEY AQUATIC 3:22.09  
 11 WARREN 2:54.79  
 14 ORANA AQUATIC 2:28.25  
 8 WARREN 2:19.78  
 8 HUNTER 2:26.37  
 8 COOLAH 2:29.66  
 7 DUBBO CITY 3:00.62  
 15 DENMAN NT  
 11 MUDGEE INDOOR NT

**Heat 10 of 10 Timed Finals**

2	WEST, AMOS	7	HUNTER	NT	_____	_____
3	ROBERTS, LENNY	9	VALLEY AQUATIC	NT	_____	_____
4	WILSON, ETHAN	9	ALBURY	NT	_____	_____
5	OGILVIE, KYNAN	11	EAST MAITLAND OLYMPIC	NT	_____	_____
6	BENNETT, HUNTER	11	ORANGE AQUATIC	NT	_____	_____
7	HANSON, JACKOBY	9	DUBBO RSL	NT	_____	_____
8	STEPHENS, OWEN	9	TITANS	NT	_____	_____
9	LYNCH, RYDER	7	SINGLETON	NT	_____	_____

**Event 38 Women 100 Metre Breaststroke**

Lane	Name	Age	Team	Seed Time	Finals	Place
------	------	-----	------	-----------	--------	-------

**Heat 1 of 14 Timed Finals**

1	ESPERT, AMELIA	15	CHARLESTOWN	1:22.46	_____	_____
2	KEIGHTLEY, EDITH	14	MUDGEEO INDOOR	1:21.82	_____	_____
3	SMITH, MATILDA	15	VALLEY AQUATIC	1:21.11	_____	_____
4	KOHL, ELLA	16	MACQUARIE SHORES	1:18.48	_____	_____
5	MCANENEY, SOPHIE	13	DUBBO CITY	1:15.97	_____	_____
6	WHALAN, SIENNA	16	KINROSS WOLAROI	1:18.21	_____	_____
7	MCGILVRAY, CHLOE	15	KINROSS WOLAROI	1:20.75	_____	_____
8	FITTLER, ELLA	16	TAMWORTH CITY	1:21.71	_____	_____
9	MARKS, MADDIE	15	WARREN	1:21.99	_____	_____
10	PERINI, PHOEBE	14	ALBURY	1:22.96	_____	_____

**Heat 2 of 14 Timed Finals**

1	TURNER, ROSE	12	GRIFFITH	1:26.40	_____	_____
2	CARTER, RUBY	13	HUNTER	1:26.19	_____	_____
3	TREWERN, ABBEY	15	360 SCULLY PARK	1:24.86	_____	_____
4	HALL, LAURA	13	TAMWORTH CITY	1:23.84	_____	_____
5	PITTOCK, TULLY	15	ORANA AQUATIC	1:23.08	_____	_____
6	SMITH, MIKAYLA	14	DUBBO CITY	1:23.74	_____	_____
7	MALOY, APRIL	13	MACQUARIE SHORES	1:24.31	_____	_____
8	SADLER-PATHER, MILANA	13	GINNINDERRA	1:25.77	_____	_____
9	MCCAULEY, BRIDIE	16	ORANGE AQUATIC	1:26.37	_____	_____
10	SALVESTRO, MATISSE	17	GRIFFITH	1:26.72	_____	_____

**Heat 3 of 14 Timed Finals**

1	ROENNFELDT, ABIGAIL	13	GT AQUATICS	1:31.37	_____	_____
2	MESSNER, ABBIE	12	DUBBO CITY	1:30.77	_____	_____
3	THOMAS, AMBER	13	COOLAH	1:30.09	_____	_____
4	LORENZ, JORJA	14	VALLEY AQUATIC	1:28.05	_____	_____
5	HAMILTON, SOPHIE	12	NOVOCASTRIAN	1:27.10	_____	_____
6	MARTIN, RUBY	15	BOMADERRY	1:27.75	_____	_____
7	MORGAN, LARA	13	HUNTER	1:28.93	_____	_____
8	WINDEYER, GIGI	12	DUBBO CITY	1:30.26	_____	_____
9	THOMAS, TIA	14	COOLAH	1:31.37	_____	_____
10	SMITH, MIA	14	NOVOCASTRIAN	1:32.20	_____	_____

**Heat 4 of 14 Timed Finals**

1	LAVELLE, PHOEBE	11	DUBBO CITY	1:38.00	_____	_____
2	HUNT (V), ISABELLA	14	LORETO NORMANHURST	1:36.81	_____	_____
3	JOHNSON, TAYA	15	CHARLESTOWN	1:35.33	_____	_____
4	O'CONNELL, LILAH	12	ALBURY	1:34.14	_____	_____
5	JIMMIESON, PORSCHA SB19	16	MUSWELLBROOK	1:33.14	_____	_____
6	HANNAFORD, AUDREY	13	GUNNEDAH	1:33.26	_____	_____
7	WHITELEY, MATILDA	12	WARREN	1:35.01	_____	_____
8	WHITTON, ALEXIS	11	GUNNEDAH	1:36.42	_____	_____
9	MAYNIER, SAVANAH SB14	15	TOUKLEY	1:37.90	_____	_____
10	HORTON, AMELIA	11	ALBURY	1:38.67	_____	_____



**Heat 5 of 14 Timed Finals**

- 1 ROSE, ERIKO
- 2 SPINKS, KATIE
- 3 RAMIEN, MOLLY
- 4 ANDROUTSOS, LILY
- 5 DWYER, MAEVE
- 6 DRAGOVIC, AVA
- 7 BEVERN, LILLI
- 8 BUTLER, COLBIE
- 9 LEACH, ABBY
- 10 BENNETT, SIENNA

- 12 COONAMBLE 1:41.63
- 13 GUNNEDAH 1:40.91
- 11 GUNNEDAH 1:40.13
- 13 TAMWORTH CITY 1:38.86
- 12 ALBURY 1:38.67
- 11 DAPTO 1:38.69
- 11 DUBBO CITY 1:40.12
- 14 KOOTINGAL MOONBI 1:40.71
- 12 MACQUARIE SHORES 1:41.63
- 13 DUBBO RSL 1:42.28

**Heat 6 of 14 Timed Finals**

- 1 FORRESTER, PHOEBE
- 2 CLANCY, LYDIA
- 3 HUGHES, ANNABELLE
- 4 BULLIVANT, EMILY
- 5 MORGAN, CLAUDIA
- 6 MCCAULEY, KALISHA
- 7 DEMAMIEL, EMMI
- 8 SMITH, TAHLIA
- 9 CUMMINGS, AVA
- 10 CHAPMAN, HANNAH

- 13 MUDGEE INDOOR 1:44.87
- 12 ALBURY 1:44.30
- 13 NUSWIM 1:44.12
- 12 GT AQUATICS 1:43.94
- 12 HUNTER 1:43.06
- 13 ORANGE AQUATIC 1:43.81
- 10 ALBURY 1:44.04
- 12 DUBBO CITY 1:44.14
- 12 DUBBO RSL 1:44.71
- 11 ORANGE AQUATIC 1:44.91

**Heat 7 of 14 Timed Finals**

- 1 CHAPMAN, MYAH
- 2 BARTLETT, BLAIR
- 3 BEVAN, RUBY
- 4 SWIFT, BRONTE
- 5 PACKER, CHARLOTTE
- 6 STOCKS, NATASHA
- 7 TRIPLETT, ELLA
- 8 GODDARD, EUGENIE
- 9 AKINYEMI, HANNAH
- 10 MORRISSEY, SKYE SB9

- 11 ORANA AQUATIC 1:49.76
- 10 360 SCULLY PARK 1:48.89
- 13 MACQUARIE YABBIES 1:48.22
- 12 MACQUARIE SHORES 1:47.59
- 13 GT AQUATICS 1:46.07
- 13 DENMAN 1:46.65
- 11 MACQUARIE SHORES 1:48.06
- 11 GUNNEDAH 1:48.42
- 10 GUNNEDAH 1:49.28
- 14 MACQUARIE YABBIES 1:50.49

**Heat 8 of 14 Timed Finals**


- 1 HARISSON, CAITLYN
- 2 NG, QUINCY
- 3 BRUCE, CLARE
- 4 BARNETT, JULIA
- 5 MACBETH, KAYLA
- 6 COSTELLOE, CAITLYN
- 7 DIFFEY, LUCY
- 8 BUNNEMEYER, KLARA
- 9 SMITH, HOPE
- 10 PROVOST, ISABELLE

- 12 BATHURST CITY 1:56.74
- 10 WEST WYALONG 1:54.93
- 11 WARREN 1:52.89
- 12 WARREN 1:52.53
- 11 WERRIS CREEK 1:50.94
- 11 360 SCULLY PARK 1:52.36
- 12 ORANA AQUATIC 1:52.78
- 10 TAMWORTH CITY 1:54.16
- 10 TAMWORTH CITY 1:56.42
- 11 KINROSS WOLAROI 1:57.08

**Heat 9 of 14 Timed Finals**

- 1 MARTIN, EMILY
- 2 WINDEYER, POPPY
- 3 BOURKE, JASMINE
- 4 MARKHAM, EDEN
- 5 MEDHURST, CLAUDIA
- 6 PEYCHERS, LYNDALE
- 7 ROSE, AIKO
- 8 COUSINS, CLAIR
- 9 HOWARD, ELLA
- 10 LYNCH, MILA

- 11 NYNGAN 2:01.34
- 9 DUBBO CITY 2:00.70
- 16 NYNGAN 1:59.63
- 9 VALLEY AQUATIC 1:58.02
- 12 DENMAN 1:57.13
- 9 BATHURST CITY 1:57.85
- 10 COONAMBLE 1:59.14
- 10 COBAR 2:00.36
- 11 ORANA AQUATIC 2:00.85
- 10 SINGLETON 2:01.49





**Heat 10 of 14 Timed Finals**

1 WYKES, MILLY  
 2 WILLIAMS, INDIANNAH  
 3 BOYD, BREANNA  
 4 HUNT, MADDISON  
 5 REID, CHARLOTTE  
 6 DRINKWATER, MCKENZIE  
 7 RULE, RUBY  
 8 DEMAMIEL, ZAHLI  
 9 O'BRIEN, WINIFRED  
 10 SCOTSON, EMMY

12 WELLINGTON 2:07.92  
 11 GINNINDERRA 2:06.94  
 10 WARREN 2:06.15  
 10 WARREN 2:05.45  
 12 FORBES FINS 2:02.04  
 10 ALBURY 2:02.42  
 9 KOOTINGAL MOONBI 2:05.55  
 11 ALBURY 2:06.59  
 10 WARREN 2:07.48  
 11 WARREN 2:08.29

**Heat 11 of 14 Timed Finals**

1 SMITH, ELODIE  
 2 DIFFEY, MAGGIE  
 3 HURST, TAMIKA  
 4 GOSSON, TABITHA  
 5 LAVELLE, STELLA  
 6 GROEN, ZOEY  
 7 MOALA, SOPHIE  
 8 BARNETT, LARA  
 9 BOOBY, LUCY  
 10 MCLEAN, ROSE

9 DUBBO CITY 2:18.75  
 9 ORANA AQUATIC 2:14.52  
 9 NYNGAN 2:12.54  
 11 TAMWORTH CITY 2:09.94  
 9 DUBBO CITY 2:08.84  
 9 DUBBO CITY 2:09.71  
 9 GRIFFITH 2:11.22  
 8 WARREN 2:12.90  
 9 NARRABRI 2:18.53  
 9 HUNTER 2:19.74

**Heat 12 of 14 Timed Finals**

1 MURRAY, ELLA  
 2 KELLY, IZABELLE  
 3 DEWAR, CHARLOTTE  
 4 BUNNEMEYER, EMILIA  
 5 MEYERS, GEORGIE  
 6 HOLMES, SUMMER  
 7 TINK, ELLA  
 8 MEDHURST, STELLA  
 9 AUVAA, SAVANNAH  
 10 WATERMAN, EDWINA

15 TAMWORTH CITY NT  
 10 DUBBO CITY 2:37.11  
 13 ORANA AQUATIC 2:32.28  
 9 TAMWORTH CITY 2:27.73  
 9 DUBBO CITY 2:21.67  
 11 NYNGAN 2:26.79  
 9 ORANGE AQUATIC 2:31.92  
 10 DENMAN 2:35.31  
 10 BATHURST 2:50.69  
 15 KINROSS WOLAROI NT

**Heat 13 of 14 Timed Finals**

1 MEIRING, EMILY  
 2 WILSON, ALEXANDRA  
 3 MEIRING, CHARLOTTE  
 4 JENKINS, KELSEY  
 5 DWYER, LAURA  
 6 CONSTABLE, LYBBIE  
 7 DUFFY, MADELINE  
 8 MURRAY, OLIVIA  
 9 RUSHFORD, ZARA  
 10 DOWNEY, SIENNA

11 ORANGE AQUATIC NT  
 12 ALBURY NT  
 13 ORANGE AQUATIC NT  
 14 VALLEY AQUATIC NT  
 14 BLAYNEY NT  
 14 MUDGEE INDOOR NT  
 14 BINALONG NSW NT  
 13 TAMWORTH CITY NT  
 12 MAITLAND NT  
 11 MACQUARIE SHORES NT

**Heat 14 of 14 Timed Finals**

1 LAVELLE, FRANKIE  
 2 O'BRIEN, EDITH  
 3 MCLEAN, EMMA  
 4 GOOLD, BRONTE  
 5 CLIFTON, SOPHIE  
 6 HANSON, LILLITH  
 7 BET, ELENA  
 8 BOWMAN, BELLA  
 9 HANSON, ARLIE

7 DUBBO CITY NT  
 8 WARREN NT  
 8 GRIFFITH NT  
 9 NUSWIM NT  
 10 ALBURY NT  
 10 DUBBO RSL NT  
 9 FORBES FINS NT  
 8 ORANGE AQUATIC NT  
 8 DUBBO RSL NT



**Event 39 Men 200 Metre IM**

Lane	Name	Age	Team	Seed Time	Finals	Place
<b>Heat 1 of 4 Timed Finals</b>						
1	LOWTHER, MATTHEW	13	KINROSS WOLAROI	2:41.84	_____	_____
2	TEMPLE, LOGAN	15	ALBURY	2:36.68	_____	_____
3	CASHMAN, BRODIE	14	KINROSS WOLAROI	2:32.14	_____	_____
4	BULLIVANT, PATRICK	17	GT AQUATICS	2:24.93	_____	_____
5	CASHMAN, CALEB	15	KINROSS WOLAROI	2:17.38	_____	_____
6	PELL, THOMAS	16	KINROSS WOLAROI	2:18.06	_____	_____
7	STEELE, BRODY	14	KINROSS WOLAROI	2:25.41	_____	_____
8	FORRESTER, TRAEVION	15	DUBBO CITY	2:34.78	_____	_____
9	KENNEDY (V), NEIL	13	CRANBROOK	2:41.05	_____	_____
10	SERAFIN, TAYLOR	13	GRIFFITH	2:41.99	_____	_____
<b>Heat 2 of 4 Timed Finals</b>						
1	JENKINS, ARCHIE	12	NOVOCASTRIAN	2:54.60	_____	_____
2	SCANLON-DAWSON, ALEXANDER	14	360 SCULLY PARK	2:52.78	_____	_____
3	KNIGHT, HENRY	15	COBAR	2:49.90	_____	_____
4	SMITH, DANIEL	15	NARRABRI	2:43.42	_____	_____
5	O'DONNELL, HARRY	17	ORANA AQUATIC	2:42.56	_____	_____
6	DAVIES, JONATHAN	16	GRIFFITH	2:42.59	_____	_____
7	SMITH, NOAH	14	VALLEY AQUATIC	2:49.73	_____	_____
8	CHALHOUB, SEBASTIAN	11	HUNTER	2:51.18	_____	_____
9	DE BOCK, HARRY	14	HUNTER	2:53.24	_____	_____
10	NG, BOSCO	14	WEST WYALONG	2:56.56	_____	_____
<b>Heat 3 of 4 Timed Finals</b>						
1	BEVAN, HUGH	15	MACQUARIE YABBIES	3:02.91	_____	_____
2	EDWARDS, DANIEL	13	NUSWIM	3:01.92	_____	_____
3	AKINYEMI, ZACH	13	GUNNEDAH	3:01.02	_____	_____
4	MEDHURST, EMMITT	13	DENMAN	2:59.14	_____	_____
5	MCDONALD (V), OTTO	12	LEICHHARDT	2:56.72	_____	_____
6	REID, MAX	14	FORBES FINS	2:58.07	_____	_____
7	WILLIAMS, SPENCER	14	KINROSS WOLAROI	2:59.73	_____	_____
8	SPINKS, JOSH	10	GUNNEDAH	3:01.88	_____	_____
9	BONEHAM, BAILEY	15	WEST WYALONG	3:02.82	_____	_____
10	WHITTON, COOPER	12	GUNNEDAH	3:03.23	_____	_____
<b>Heat 4 of 4 Timed Finals</b>						
2	MCFADDEN, FINIAN	14	VALLEY AQUATIC	3:10.00	_____	_____
3	FITZGIBBON, KALEB	12	VALLEY AQUATIC	3:07.28	_____	_____
4	RYAN, WILLIAM	10	SINGLETON	3:05.11	_____	_____
5	LETHAM, WILLIAM	13	MUDGEES INDOOR	3:04.28	_____	_____
6	MINGAY, NATE	11	GRIFFITH	3:04.89	_____	_____
7	FORRESTER, ZIAIRE	12	DUBBO CITY	3:06.28	_____	_____
8	MAINEY, DARCY	11	GUNNEDAH	3:10.00	_____	_____

**Event 40 Women 200 Metre IM**

Lane	Name	Age	Team	Seed Time	Finals	Place
<b>Heat 1 of 6 Timed Finals</b>						
1	STORER, ANNABELLA	18	ALBURY	2:38.36	_____	_____
2	TREWERN, ABBEY	15	360 SCULLY PARK	2:38.10	_____	_____
3	MCANENEY, SOPHIE	13	DUBBO CITY	2:36.97	_____	_____
4	KOHL, ELLA	16	MACQUARIE SHORES	2:32.81	_____	_____
5	SMITH, MATILDA	15	VALLEY AQUATIC	2:28.63	_____	_____
6	WILLIAMS, TAEYA	14	GINNINDERRA	2:32.30	_____	_____
7	MARKS, MADDIE	15	WARREN	2:36.62	_____	_____
8	HAMILTON, SOPHIE	12	NOVOCASTRIAN	2:37.14	_____	_____
9	MCGILVRAY, CHLOE	15	KINROSS WOLAROI	2:38.23	_____	_____
10	SMITH, CHELSEA	13	TAMWORTH CITY	2:39.28	_____	_____

<b>Heat 2 of 6 Timed Finals</b>				
1	SADLER-PATHER, MILANA	13	GINNINDERRA	2:49.52
2	MARTIN, RUBY	15	BOMADERRY	2:46.87
3	SPADARI, ALICE	13	HUNTER	2:45.79
4	CARTER, RUBY	13	HUNTER	2:45.04
5	PITTOCK, TULLY	15	ORANA AQUATIC	2:40.03
6	WATERMAN, EDWINA	15	KINROSS WOLAROI	2:43.29
7	SMITH, MIKAYLA	14	DUBBO CITY	2:45.76
8	WHALAN, SIENNA	16	KINROSS WOLAROI	2:46.54
9	MALOY, APRIL	13	MACQUARIE SHORES	2:48.62
10	HUNT (V), ISABELLA	14	LORETO NORMANHURST	2:50.23
<b>Heat 3 of 6 Timed Finals</b>				
1	WILLIAMS, ABBY	11	ORANGE AQUATIC	2:55.62
2	ROSE, ERIKO	12	COONAMBLE	2:54.77
3	O'CONNELL, LILAH	12	ALBURY	2:53.79
4	MCCAULEY, BRIDIE	16	ORANGE AQUATIC	2:53.02
5	HANNAFORD, AUDREY	13	GUNNEDAH	2:51.57
6	WHITTON, ALEXIS	11	GUNNEDAH	2:52.19
7	TURNER, ROSE	12	GRIFFITH	2:53.41
8	RAMIEN, MOLLY	11	GUNNEDAH	2:54.24
9	THOMAS, AMBER	13	COOLAH	2:55.61
10	KEIGHTLEY, EDITH	14	MUDGEE INDOOR	2:56.04
<b>Heat 4 of 6 Timed Finals</b>				
1	MINTO, LUCIA	13	HUNTER	3:03.26
2	ANDROUTSOS, LILY	13	TAMWORTH CITY	3:01.46
3	HUGHES, ANNABELLE	13	NUSWIM	2:59.96
4	THOMAS, TIA	14	COOLAH	2:59.27
5	BENNETT, SIENNA	13	DUBBO RSL	2:58.63
6	KING, INDIANNA	12	360 SCULLY PARK	2:59.17
7	CUMMINGS, AVA	12	DUBBO RSL	2:59.28
8	PACKER, PHOEBE	14	GT AQUATICS	3:01.44
9	FITZHARDINGE, EDIE	15	CHARLESTOWN	3:01.97
10	WHITELEY, MATILDA	12	WARREN	3:03.76
<b>Heat 5 of 6 Timed Finals</b>				
1	PEYCHERS, CHARLIE	11	BATHURST CITY	3:09.79
2	PACKER, CHARLOTTE	13	GT AQUATICS	3:08.48
3	WINDEYER, GIGI	12	DUBBO CITY	3:07.44
4	PROVOST, CHLOE	13	KINROSS WOLAROI	3:05.90
5	WILLIAMS, CHARLOTTE	12	KINROSS WOLAROI	3:05.03
6	SMITH, MILLAH	13	TAMWORTH CITY	3:05.34
7	JENKINS, KELSEY	14	VALLEY AQUATIC	3:07.14
8	MAYNIER, SAVANAH SM14	15	TOUKLEY	3:08.30
9	LAVELLE, PHOEBE	11	DUBBO CITY	3:09.06
10	CHAPMAN, HANNAH	11	ORANGE AQUATIC	3:10.96
<b>Heat 6 of 6 Timed Finals</b>				
3	DWYER, MAEVE	12	ALBURY	3:14.55
4	SMITH, AVA	13	NARRABRI	3:13.45
5	CONSTABLE, LYBBIE	14	MUDGEE INDOOR	3:12.18
6	JONES, DANIKA	13	GUNNEDAH	3:13.38
7	ROSE, AIKO	10	COONAMBLE	3:13.65
8	MINTO, KOKODA	15	HUNTER	3:15.00



Insurance

**Event 41 Men 50 Metre Breaststroke Multi-Class**

Lane	Name	Age	Team	Seed Time	Finals	Place
<b>Heat 1 of 1</b>	<b>Timed Finals</b>					
4	TANDY-BELL, RONNIE SB9	12	WELLINGTON	1:05.30	_____	_____
5	GIBSON, KNOX SB9	15	ORANGE AQUATIC	43.31	_____	_____
6	DEWAR, RICHARD SB14	14	ORANA AQUATIC	1:01.70	_____	_____
7	MCGRATH, ALEX SB18	14	ORANA AQUATIC	1:14.63	_____	_____

**Event 42 Women 50 Metre Breaststroke Multi-Class**

Lane	Name	Age	Team	Seed Time	Finals	Place
<b>Heat 1 of 1</b>	<b>Timed Finals</b>					
3	COFFEY, KATRINA SB18	37	ORANA AQUATIC	56.62	_____	_____
4	MORRISSEY, SKYE SB9	14	MACQUARIE YABBIES	52.05	_____	_____
5	MAYNIER, SAVANAH SB14	15	TOUKLEY	40.58	_____	_____
6	JIMMIESON, PORSCHA SB19	16	MUSWELLBROOK	41.32	_____	_____
7	HOGAN, MIA SB13	10	ALBURY	55.22	_____	_____

**Event 43 Men 200 Metre Backstroke**

Lane	Name	Age	Team	Seed Time	Finals	Place
<b>Heat 1 of 2</b>	<b>Timed Finals</b>					
1	CHALHOUB, SEBASTIAN	11	HUNTER	2:48.85	_____	_____
2	SERAFIN, TAYLOR	13	GRIFFITH	2:44.28	_____	_____
3	LOWTHER, MATTHEW	13	KINROSS WOLAROI	2:38.81	_____	_____
4	MCKINTY, JACK	17	GT AQUATICS	2:29.45	_____	_____
5	TRAUB-REHM, DOMINIK	17	VALLEY AQUATIC	2:24.49	_____	_____
6	RUHBAUM, RYAN	16	ALBURY	2:24.87	_____	_____
7	KENNEDY (V), NEIL	13	CRANBROOK	2:34.59	_____	_____
8	TEMPLE, LOGAN	15	ALBURY	2:39.07	_____	_____
9	BET, LUCA	14	FORBES FINNS	2:48.43	_____	_____
10	KNIGHT, HENRY	15	COBAR	2:50.86	_____	_____
<b>Heat 2 of 2</b>	<b>Timed Finals</b>					
3	DE BOCK, HARRY	14	HUNTER	3:00.00	_____	_____
4	JENKINS, WILL	12	NOVOCASTRIAN	2:55.18	_____	_____
5	JENKINS, ARCHIE	12	NOVOCASTRIAN	2:53.43	_____	_____
6	BEVAN, HUGH	15	MACQUARIE YABBIES	2:53.90	_____	_____
7	WILLIAMS, SPENCER	14	KINROSS WOLAROI	2:57.01	_____	_____

**Event 44 Women 200 Metre Backstroke**

Lane	Name	Age	Team	Seed Time	Finals	Place
<b>Heat 1 of 3</b>	<b>Timed Finals</b>					
1	CASHMAN, GEMMA	12	KINROSS WOLAROI	2:50.70	_____	_____
2	MESSNER, ABBIE	12	DUBBO CITY	2:42.10	_____	_____
3	SMITH, CHELSEA	13	TAMWORTH CITY	2:33.10	_____	_____
4	MORGAN, LARA	13	HUNTER	2:31.78	_____	_____
5	WATERMAN, EDWINA	15	KINROSS WOLAROI	2:27.73	_____	_____
6	HAMILTON, SOPHIE	12	NOVOCASTRIAN	2:30.98	_____	_____
7	SMITH, MATILDA	15	VALLEY AQUATIC	2:31.80	_____	_____
8	JONES, ANNIE	13	GRIFFITH	2:36.24	_____	_____
9	CARTER, RUBY	13	HUNTER	2:44.58	_____	_____
10	RUHBAUM, JENNA	14	ALBURY	2:51.96	_____	_____



**Heat 2 of 3 Timed Finals**

1	JIMMIESON, PORSCHA S19	16	MUSWELLBROOK	2:58.99	_____	_____
2	KING, INDIANNA	12	360 SCULLY PARK	2:57.76	_____	_____
3	SPARKS, NATALIE	20	BOMADERRY	2:56.67	_____	_____
4	RAMIEN, MOLLY	11	GUNNEDAH	2:55.44	_____	_____
5	WILKINS, MIA	17	TITANS	2:52.41	_____	_____
6	SMITH, MIKAYLA	14	DUBBO CITY	2:53.72	_____	_____
7	WHITTON, ALEXIS	11	GUNNEDAH	2:55.65	_____	_____
8	SMITH, MILLAH	13	TAMWORTH CITY	2:56.73	_____	_____
9	HUCKEL, EMMA	13	ALBURY	2:57.95	_____	_____
10	CONSTABLE, LYBBIE	14	MUDGEE INDOOR	3:00.60	_____	_____

**Heat 3 of 3 Timed Finals**

4	CUMMINGS, AVA	12	DUBBO RSL	3:05.06	_____	_____
5	WHITELEY, MATILDA	12	WARREN	3:04.43	_____	_____
6	ROSE, ERIKO	12	COONAMBLE	3:04.98	_____	_____
7	WILLIAMS, ABBY	11	ORANGE AQUATIC	3:05.62	_____	_____

**EVENT 44 WILL BE THE LAST EVENT FOR THIS MEET. THANK YOU TO ALL ATHLETES, COACHES, TECHNICAL OFFICIALS, VOLUNTEERS & SPECTATORS. PLEASE TRAVEL HOME SAFELY.**





# VISIT with THE FLYING DOCTORS Centre



## Looking to enrich your visit to Dubbo

Dubbo Royal Flying Doctor Service Visitor Experience, where visitors will be immersed in this iconic part of Australian history and culture.

### As part of the Royal Flying Doctor Service Visitor Experience visitors will be able to:

- explore in augmented reality.
- get up close to the service with live flight data and medical missions on the interactive control centre in the exhibition
- get hands on with communication used in the outback from the pedal-generated radio
- relive extraordinary stories from patients and staff
- touch, explore and interact in the Visitor Experience
- Watch a short 8 min film about real RFDS stories on our big screens
- Take home a piece of the Flying Doctor with our gift shop
- Fuel up at our Outback Trek Café before viewing the Visitor Experience or taking off on the next leg of your journey



Royal Flying Doctor Service  
DUBBO VISITOR EXPERIENCE

21 Judy Jakins Dr

DUBBO NSW

FOR MORE  
INFORMATION

Please call our Visitor  
Experience Customer  
Service Officers on

**1800 847 487**

OR email

[dubboenquiries@rfdse.org.au](mailto:dubboenquiries@rfdse.org.au)

Web: [dubbo.experience.flyingdoctor.org.au/](http://dubbo.experience.flyingdoctor.org.au/)

OPEN 7 DAYS A WEEK

Family and individual  
tickets, group rates &  
concessions tickets

also available.

Tickets can be  
purchased online or  
at admission counter  
on arrival

45 min – 1 Hour  
recommended for  
tour of exhibition

All weather venue


Air conditioned

**OUTBACK TREK CAFÉ**

Located inside the Visitor  
Experience centre

Bookings: 02 5820 0301

# SHOPPING + EATING OUT GUIDE



**:DUBBO**  
wellington



## Dubbo Visitor Information Centre

Corner of Newell Highway and  
Macquarie Street, Dubbo  
Phone (02) 6801 4450  
[www.dubbo.com.au](http://www.dubbo.com.au)

## Wellington Visitor Information Centre

Corner of Nanima Crescent and Warne  
Street, Wellington  
Phone (02) 6840 1770  
[www.visitwellington.com.au](http://www.visitwellington.com.au)

The Destination Partnership Program provides industry with an opportunity to promote their business to residents, visitors, investors and event organisers. Listings are based on a fee-for-service arrangement. Dubbo Regional Council cannot warrant and does not represent that the material which appears on business listings is complete, current, reliable and/or free from error. Dubbo Regional Council also cannot accept any responsibility or liability for any loss, damage, cost or expense you might incur as a result of the use of or reliance upon the materials which appear in business listings. This guide was prepared and updated in May 2022, details are subject to change without notice, please confirm directly with operators.

## SHOPPING

Map Ref	Name	Address	Phone	Opening Hours
	<b>Daily Scoop at Majo's</b>	69-71 Macquarie Street	(02) 6882 6272	Mon - Fri 9am-5:30pm   Sat 9am-2pm   Closed Sun
	<b>Darkeye Photography Gallery</b>	Shop 1, 129-131 Talbragar Street	0450 372 601	Mon - Fri 9am-3pm and by appointment Order online at darkeye.com.au
	<b>Delroy Terry White Chemmart Pharmacy</b>	Cnr Baird Drive and Torvean Avenue	(02) 6884 5603	Mon - Fri 8:45am-6:30pm   Sat 9am-4pm   Sun 9am-3pm
	<b>Dubbo Health Food</b>	269 Darling Street	(02) 6884 7365	Mon - Thur 9am-5:30pm   Fri 9am-4:30pm Closed Sat & Sun
	<b>Dubbo Mowers and Chainsaws</b>	28 Cobborah Road	(02) 6882 3122	Mon - Fri 8am-5pm   Sat 8am-1pm   Closed Sun
	<b>Dubbo Printing Works</b>	214 Macquarie Street	(02) 6882 1233	Mon - Fri 8am-5:30pm   Sat 9am - 1pm   Closed Sun
	<b>Dubbo Square</b>	177 Macquarie Street	(02) 6809 9604	Mon, Tues, Wed & Fri 9am-5:30pm Thurs 9am-8pm Sat 9am-4pm   Sun 10am-4pm
	<b>Harriet &amp; Kay Boutique</b>	Suite 2, 46 Wingewarra Street	0432 827 831	Tue - Fri 10am-5pm   Sat 9am-1pm   Sun 9am-12pm
	<b>Healthboost</b>	Shop 3, Dubbo Square, 177 Macquarie Street	(02) 6881 9494	Mon, Tues, Wed & Fri 9am-5pm   Thurs 9am-7pm Sat 9am-4pm   Sun 10am-4pm
	<b>Klou</b>	134 Macquarie Street	(02) 6885 5828	Mon - Fri 10am-4pm   Sat 10am-2pm   Closed Sun
	<b>Lazy Sunday Lifestyle</b>	24 Wingewarra Street	(02) 5806 0689	Mon - Fri 9:30am-5:30pm   Sat 10am-2pm   Closed Sun
	<b>Love Merino</b>	2220 Twelve Mile Road, Wellington	0447 453 665	Orders only via phone or online at lovemerino.com.au
	<b>Orana Mall</b>	Corner Mitchell Highway & Wheelers Lane	(02) 6882 7766	Mon - Wed & Fri 9am-5:30pm   Thurs 9am-8pm   Sat 9am-5pm Sun 10am-4pm   Retail hours vary
	<b>Rams International Groceries</b>	37 Macquarie Street	(02) 6882 6971	Mon 10am-7:30pm   Tues - Fri 9:30am-7:30pm Sat 9:30am-6:30pm   Sun 10am-6pm
	<b>Royal Bubs n Tots</b>	55 Talbragar Street	(02) 6882 9565	Mon - Fri 9am-4pm   Sat 9am-1pm   Closed Sunday
	<b>Ruby Maine</b>	Shop 2, 31 Bultje Street	(02) 6882 5362	Mon - Wed 9am-4pm   Thurs & Fri 9am-5pm Sat 9am-1pm   Closed Sun
	<b>The Mallee Hen's Nest</b>	18-20 Lee Street, Wellington	(02) 6845 4595	Mon - Fri 9am - 5pm   Sat & Sun 9am 2pm

## CAFES and QUICK BITES

Map Ref	Name	Address	Phone	Meals Available	Opening Hours
	<b>Amy's</b>	174 Darling Street	0460 334 215	Breakfast Lunch, Treats	Thurs - Fri 7:30am-4:30pm
	<b>Black Tambourine</b>	1/107 Brisbane Street	0419 405 753	Breakfast Lunch	Mon - Fri 6:30am-3pm   Sat 7:30am-2pm Closed Sun
	<b>Creo</b> 🐾	76 Wingewarra Street	(02) 6801 4440	Breakfast Lunch	Mon - Thurs 8:30am-4pm   Fri 8:30am-6pm Sat & Sun 8am-4pm
	<b>Farmer's Bakehouse</b> 🐾	East Dubbo - 55 Wheelers Lane	(02) 6882 0199	Breakfast Lunch	Mon - Fri 5:30am-2pm   Sat 6am-1pm Closed Sunday
	<b>Grapevine Cafe</b>	144 Brisbane Street	(02) 6884 7354	Breakfast Lunch	Mon - Fri 7am-3pm   Sat & Sun 8am-2pm
	<b>Lotus Cafe</b> 🐾	99 Talbragar Street	(02) 6882 6162	Breakfast Lunch	Mon - Fri 7am-5pm   Sat 7am-3pm Closed Sunday
	<b>Short Street Store</b>	11 Short Street	(02) 6882 3310	Breakfast Lunch	Mon - Fri 6am-2pm   Sat & Sun 7am-12pm
	<b>Taronga Western Plains Zoo Café &amp; Bar</b>	Taronga Western Plains Zoo, Obley Road (Free access)	(02) 6881 1437	Breakfast Lunch	Mon - Sun 9am-4pm
	<b>Taronga Western Plains Zoo The Waterhole</b>	Taronga Western Plains Zoo, Obley Road (within Zoo circuit)	(02) 6881 1437	Lunch Coffee	Mon-Sun 10am-2pm (open longer hours during school holidays)
	<b>The Auctioneer Café and Bar</b> 🐾	46 Wingewarra Street	(02) 6882 3720	Breakfast Lunch	Mon - Fri 7am-3pm   Sat 7am-2pm Sun 8am-12pm
	<b>The Def Chef</b>	Shop 1, 43 Macquarie Street	(02) 6882 0945	Breakfast Lunch	Mon - Fri 6:30am-2pm   Sat & Sun 7am-12pm
	<b>Village Bakehouse</b> 🐾	113 Darling Street	(02) 6884 5454	Breakfast Lunch	Mon - Fri 6am-6pm Sat & Sun 6am-4:30pm



## WINE and DINE

Map Ref	Name	Address	Phone	Meals Available	Opening Hours
	<b>Cattleman's A La Carte Restaurant</b>	8 Whylandra Street (Newell Highway)	(02) 6884 5222	Breakfast Dinner	Mon - Fri 6:45am-9am   6pm-9pm Sat & Sun 7:30am-9:30am   From 6pm
	<b>Club Dubbo Riverview Bistro</b>	Whylandra Street (Newell Highway)	(02) 6884 3000	Lunch Dinner	Mon - Sun Coffee Lounge from 10am   11:30am-2pm 5:30pm - 8:30pm
	<b>Cravings Dubbo</b>	45-49 Whylandra Street	(02) 6885 5000	Lunch, Dinner Snacks	Mon - Sun 10:30am-9pm
	<b>Devil's Hollow Brewery</b> 	10A Commercial Avenue	(02) 8328 0060	Breakfast Lunch Dinner	Mon - Fri 7am-11am   11:30am-2pm   5pm - Close Sat - Sun 8am-11am   11:30am - Close
	<b>Dubbo Rhino Lodge Restaurant &amp; Bar</b>	14L Camp Road	(02) 6884 1760	Dinner	Fri & Sat from 6pm
	<b>Dubbo RSL Club One 7 Eight Dining &amp; Bar</b>	Corner Brisbane & Wingewarra Streets	(02) 6882 4411	Dinner	Tues - Sat 6pm until late   Closed Sun & Mon
	<b>Dubbo RSL Club Sunset Bistro</b>	Corner Brisbane & Wingewarra Streets	(02) 6882 4411	Lunch Dinner	Lunch Everyday 12-2   Dinner Sun-Thurs 6pm-8:30pm Fri-Sat 6pm-9pm
	<b>Lucky 7 Urban Village Convenience and Takeaway</b>	Shop 7, 33/43 Whylandra Street	(02) 6882 3886	Breakfast Lunch Dinner	Mon - Fri 5am-10pm   Sat 6am-10pm   Sun 7am-10pm
	<b>Macquarie Inn Hotel</b>	Cnr Wheelers Lane and Birch Avenue	(02) 6884 1955	Lunch Dinner	Lunch Everyday 11:30am-3pm Dinner Everyday 5:30pm-9pm
	<b>Okami Japanese Restaurant</b>	141-147 Cobra Street	(02) 6885 5553	Lunch Dinner	Tues, Wed, Thurs 5:30pm-10pm Fri & Sat 5pm-11pm   Sun 12pm-3pm, 5pm-10pm   Closed Monday
	<b>One Siam Thai</b>	169 Brisbane Street	(02) 6881 9971	Lunch Dinner	Mon - Sun 10am-3pm   5pm-9:30pm
	<b>Red Earth Estate Dumpling House</b>	18 Camp Road	(02) 6885 6676	Lunch Dinner	Mon-Tues & Thurs 11am-5pm   Fri-Sat 11am-9pm   Sun 11am-7pm   Closed Wednesday
	<b>Reflections Restaurant</b>	165 Whylandra Street	(02) 6882 4777	Dinner	Mon - Sat 6pm - Late   Closed Sun & Public Holidays
	<b>Royal India Restobar</b>	29 Bultje Street	(02) 6875 6467	Dinner	Mon - Sun 5pm-9pm
	<b>South Dubbo Tavern</b>	328 Fitzroy Street	(02) 6882 2300	Lunch Dinner	Mon - Fri 12pm-2pm   Sat & Sun 12pm-2:30pm Sun - Tues 5pm-8:30pm   Wed - Sat 5pm-9pm
	<b>The Establishment Bar</b>	Suite 2, Level 1 88 Macquarie Street	(02) 8328 0349	Bar snacks Desserts	Mon 6pm-10pm   Thurs - Sat 5pm-12am Sun 4pm-9pm (live music 4:30pm-6:30pm)
	<b>The Pastoral Hotel</b>	110 Talbragar Street	(02) 6882 4219	Lunch Dinner	Sun - Thurs 10am-12am   Fri & Sat 10am-3am
	<b>The Vietnamese House</b>	215a Macquarie Street	(02) 6884 6885	Lunch Dinner	Mon-Sun 11am-3pm   5pm-9:30pm

## WELLINGTON EATING OUT

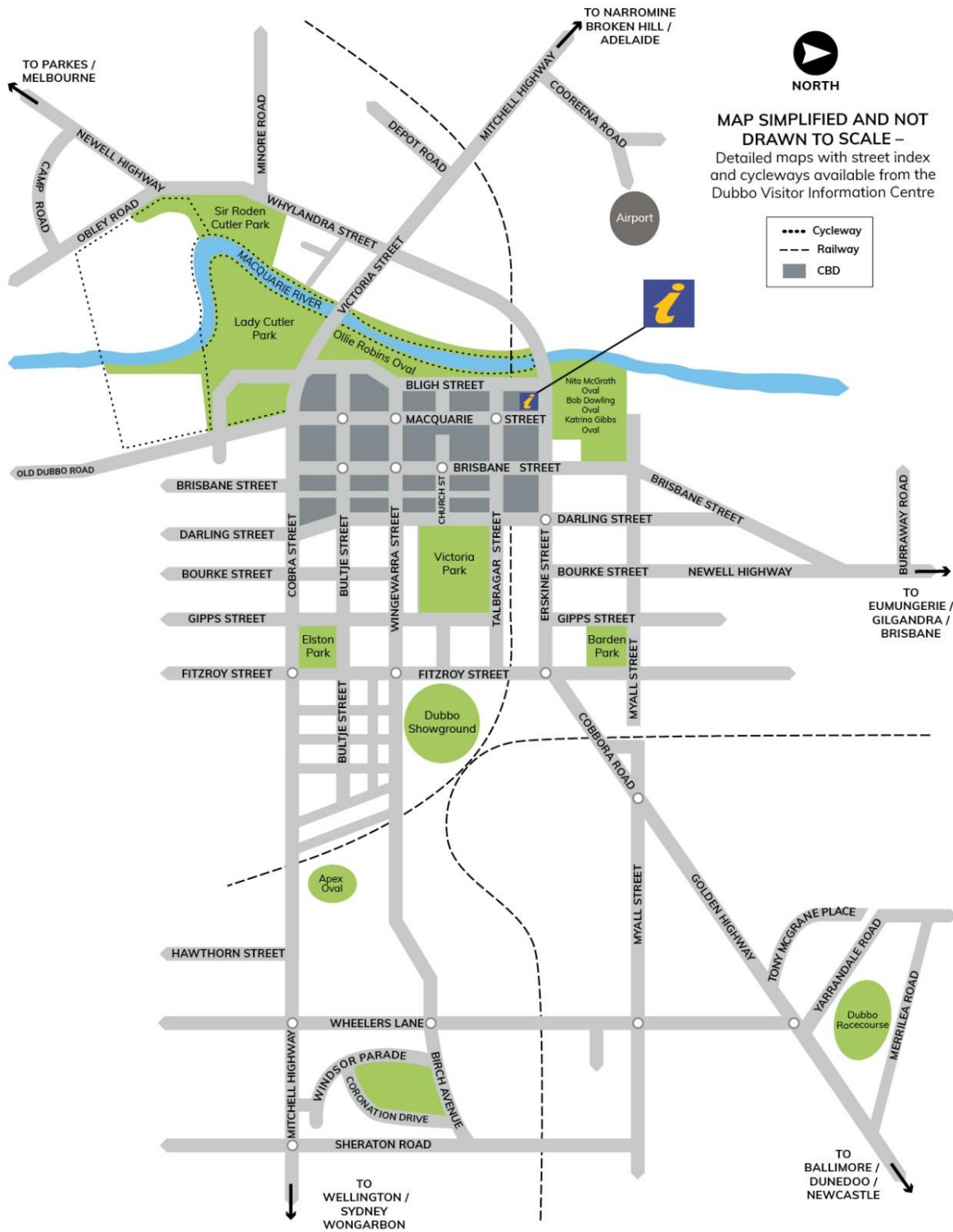
Map Ref	Name	Address	Phone	Meals Available	Opening Hours
	<b>Arthur View Café</b>	56 Lee Street	(02) 5824 3804	Breakfast Lunch	Mon - Fri 5am-2pm   Sat 6am-2pm   Sun 8am-2pm
	<b>Cactus Café and Gallery</b>	33-35 Warne Street	(02) 6845 4647	Breakfast Lunch	Tues, Thurs & Fri 9am-5pm
	<b>Four Cats Coffee</b>	76 Percy Street	0455 340 341	Breakfast Lunch	Mon - Fri 7:30am-3:30pm   Sat 8am-1pm Closed Sun
	<b>Jespresso</b>	18-20 Lee Street	0403 560 581	Breakfast Lunch	Mon - Fri 6am-3pm   Sat - Sun 8am-2pm
	<b>KFC Wellington</b>	91-93 Lee Street	(02) 6845 4599	Lunch, Dinner Delivery available	Sat - Thurs 10am-9pm   Fri 10am-10pm
	<b>Milky Daze</b>	1 Nanima Crescent	0434 001 332	Breakfast, Lunch Dinner	Closed until further notice
	<b>Wellington Soldiers Memorial Club</b>	75 Arthur Street	(02) 6845 3145	Lunch Dinner	Mon-Tues 5:30pm-8:30pm   Wed-Sun 5:30pm-9pm Open for lunch daily 11:30am-2:30pm



Pet Friendly  
Outdoor seating only

# :DUBBO

The Dubbo Region is waiting for you at [dubbo.com.au](http://dubbo.com.au)



### ATTRACTIONS & ACTIVITIES

#### **Dubbo Aquatic Leisure Centre** (02) 6801 4490

Victoria Park, Talbragar Street, Dubbo  
Heated Olympic size swimming pool, shaded children's leisure pool, playground, giant twin waterslides, splash pad, free barbeque facilities, covered grandstand & on-site kiosk. For opening hours and admission costs, visit [www.dubbo.nsw.gov.au/aquatic](http://www.dubbo.nsw.gov.au/aquatic)

#### **Dubbo Golf Club** (02) 6882 1255

171 Whylandra Street, Dubbo  
Sporting a lush 27 hole championship golf course in a natural setting with an abundance of native flora and wildlife. The course hosts 11 waterways to guarantee a challenging and picturesque round. Fully licensed clubhouse.  
Visiting Social Green Fees start at \$25 for 9 holes | \$36 for 18  
Competition Fees start at \$38 for visiting players.  
Clubs, buggies and motorised carts available for hire at the Pro Shop.

#### **Dubbo Observatory** 0488 425 940

17L Camp Road, Dubbo  
Become an astronomer for the night and explore the night sky through up to 9 telescopes, an informative astronomy presentation and detailed explanations suitable for all ages.

#### **Bookings Essential – Limited Spots Available**

Book online at [www.dubboobservatory.com](http://www.dubboobservatory.com) (booking fee applies)  
Cost \$30 pp | Child \$20 under 16yrs | Premium Tour \$99  
Prices may vary depending on booking. For more information visit website.

#### **Dubbo Regional Botanic Garden** (02) 6801 4000

Coronation Drive, Dubbo  
Enliven your senses and explore four distinctive garden spaces. Incorporating Biodiversity Garden, Shoyoen Sister City Garden, Sensory Gardens and Oasis Valley.  
Mon - Fri 7am - 5pm | Sat & Sun 9.30am – 5pm | Closed Christmas Day, New Year's Day, Good Friday and the morning of ANZAC Day **Free Admission**

#### **Adventure Playground**

Let your kids go wild and explore 40 play elements. This is the ultimate playground for all ages and abilities.  
Open daily 8am – 8pm except on Wednesday 12pm – 8pm  
**Free Admission**  
On-site café open Fri - Sun 10am - 2pm

#### **Dubbo Wiradjuri Garden**

Stroll along the three paths representing the three rivers and plants of the Wiradjuri Nation. Look for the Rainbow Serpent or enjoy a yarn at one of the yarning circles. **Free Admission**

#### **Dubbo Tenpin Bowl** (02) 6881 8222

74 Windsor Parade, Dubbo  
18 lanes, auto scoring & bumpers, pool & air hockey tables, video games & prize machines, air-conditioned comfort.  
Glow Bowling lights on every weekend and during school holidays.  
Mon - Thu 11am – 8pm | Fri 11am – 8.30pm | Sat 10am – 8.30pm | Sun 10am - 6pm | Public Holidays 11am  
Adult \$15 | Concession \$13 | Child U16 \$13 | Family (2A+2C) \$56

#### **Dundullimal Homestead (National Trust)** (02) 6884 9984

23L Obley Road, Dubbo  
Open Fri - Mon 11am - 3pm  
Believed to be the oldest surviving sophisticated slab house in Australia. Beautifully conserved buildings located in a rural setting. Explore the homestead, stables, machinery shed and church of the oldest squatter's run in the region. Dates back to 1836 and provides an insight into local colonial heritage.  
Adult \$10 | Child U16 \$8 | Child (under 5) Free | Concession \$8 | Family (2A+2C) \$25 | National Trust members Free  
Café open. **Online bookings can be made via Eventbrite.**

#### **Elston Park Water Park** (02) 6801 4000

Elston Park, Cobra Street, Dubbo  
Splash pad, expansive lawn area, shelters and playground.  
Open 9am - 9pm daily | **Free Admission**

#### **Escape Room Dubbo** (02) 5805 0054

1/43 Macquarie Street, Dubbo  
You and your team are 'locked' in a themed room. Using only your brainpower, you have 60 minutes to solve a series of puzzles in order to escape. Three themed rooms to choose from, all with different themes and difficulty levels.  
Wed - Fri 12.30pm – 9pm | Sat 10.30am – 9pm  
Sun 10.30am – 3.30pm | 2-8 players | \$30-\$40 per person

#### **Old Dubbo Gaol** (02) 6801 4460

90 Macquarie Street, Dubbo  
Head behind the bars and experience 19<sup>th</sup> century prison life. A State Heritage listed site which remains intact and restored. Wander the cellblocks and sandstone walls, gaze upon the gallows and take the bird's-eye view from the watchtower. Explore the new Gallows Gallery featuring the largest collection of hangman ropes in Australia.

#### **Escape Tours** (included in admission fee)

Daily 3pm | Sat - Sun 11am & 3pm

#### **Weekends/School Holidays**

Characters in costume 10am & 2pm | Escape Tours 11am & 3pm | Night Tours available, booking online essential

#### **Open Daily 9am - 4pm | Save 10% with online tickets**

[www.olddubbogaol.com.au](http://www.olddubbogaol.com.au)

Adult \$21.50 | Pension/Student \$17.50 | Child 4-15 \$8 | Child U4 Free | Student 16+ \$17.50 | Family (2A+2C) \$53 | Extra child \$7.50

#### **Dubbo Royal Flying Doctor Service Visitor Experience**

1800 847 487 | 21 Judy Jakins Drive, Dubbo

Immerse yourself in the rich and vibrant history of the Royal Flying Doctor Service. Explore the unforgettable exhibition full of exciting interactive displays, augmented reality and state of the art equipment. Learn about all aspects of the service, including aviation, communication, history, healthcare and much more. Appropriate for all ages. RFDS owned café, Outback Trek Cafe on site, for bookings please call (02) 5820 0301. **Online tickets available**

[dubbo.experience.flyingdoctor.org.au](http://dubbo.experience.flyingdoctor.org.au)

Open Mon - Fri 9am - 5pm | Sat 9am - 4pm | Sun & Public Holidays 9am - 3pm | Closed Christmas Day, Boxing Day, New Year's Day, Anzac Day and Good Friday.

Adult \$20 | Child \$12 | Concession \$17 | Family (1A+2C) \$35 | Family (2A+2C) \$55 | Group Booking 12+ \$15

---

### **Taronga Western Plains Zoo** (02) 6881 1400

Obley Road, Dubbo

See hundreds of rare and endangered animals in this huge open range sanctuary. Explore the zoo's 5km circuit by car, on foot, by bike or electric safari cart.

**Open daily 9am - 4pm | School Holidays 8.30am - 4pm**

**Save 10% with online tickets [www.taronga.org.au/dubbo](http://www.taronga.org.au/dubbo)**

Adult \$48 | Child (4 - 15yrs) \$28 | Senior/Concession \$38

Infant (4 and under) FREE | Family | 2 Adult 2 Child \$136.80 | 2

Adult 1 Child \$111.60 | 2 Adult 3 Child \$162 | 2 Adult 4 Child

\$187.20 | 1 Adult 2 Child \$93.60 | 1 Adult 3 Child \$118.80

#### **Bike Hire & Cart Hire\***

Push bike (all day) \$17 | Bike n Caboose \$30 | 6 Seater Electric

Cart (3 hr hire) \$70 | Carts bookable online

#### **Savannah Visitor Plaza and Free Access Area**

Access to Zoo Café Bar, Safari Park Playground and Primate Islands.

#### **Keeper Talks & Animal Encounters**

Available daily. See map for timings.

---

### **Quentin Park Alpacas & Studio Gallery** 0484 576 928

Newell Highway, Tomingley, NSW

Open Wed – Sun 10am – 4pm

Visit a working Alpaca Farm that offers authentic, interactive and fun alpaca experiences for all ages and interests. Get up close and personal and learn about the members of the extensive alpaca herd, have morning or afternoon tea and look through their gallery while enjoying the open space of rural NSW.

#### **Book your Meet and Greet Experience online**

[www.quentinparkalpacas.com](http://www.quentinparkalpacas.com)

---

### **Terramungamine Reserve & Rock Grooves** (02) 6801 4000

Burraway Road, Terramungamine

Sacred Aboriginal site with 150 grinding grooves, located along the Macquarie River. **Free Admission**

---

### **The Dubbo Region Great Big Adventure Pass**

(02) 6801 4450

A multi-ticket pass to Taronga Western Plains Zoo, Old Dubbo Gaol, the Royal Flying Doctor Visitor Experience and 20% discount to the Wellington Caves. Save approximately 20% off individual ticket prices. Available for purchase online from [www.greatbigadventurepass.com.au](http://www.greatbigadventurepass.com.au)

Adult \$71 | Child \$38 | Family \$195 (2A+2C) | + Booking fee

Tickets valid for 12 months from time of purchase.

---

### **The Skin Corrective Centre** (02) 6885 6349

Suite 2, 4 Asset Way, Blueridge Business Park, Dubbo

A team of professional and experienced Dermal Clinicians and Doctors specialising in advanced skin treatments and cosmetic medicine.

Book online 24/7 [www.theskincorrectivecentre.com.au](http://www.theskincorrectivecentre.com.au)

Mon – Wed 9am - 5pm | Thurs 10am - 8pm | Fri 10am - 6pm

Closed Sat & Sun

---

### **Tracker Riley Cycleway** (02) 6801 4450

A 13km circuit extending between the Dubbo CBD & historic Dundullimal Homestead via Taronga Western Plains Zoo.

---

### **Western Plains Riding Centre** 0418 220 434

8R Merrilea Road, Dubbo

Horse riding experiences suitable for the whole family. Pony rides, lessons and trail rides. All equipment and supervision by trained instructors and staff is provided.

#### **Bookings Essential | Open Monday - Saturday**

1-hour trail ride \$60pp | Riding lessons \$50pp

---

## ART & CULTURE

### **Art Club** 0429 294 418

Create and connect with us for a special event, school or family vacation, team building exercises or a solo visit. Art Club can provide and support with professional art and creative experiences tailored to your needs.

#### **For Custom Events and Bookings visit**

[www.artclubdub.com](http://www.artclubdub.com)

---

### **Dubbo Arts and Craft Society** (02) 6881 6410

137 Cobra Street, Dubbo

Local works of art; a selection of patchwork, porcelain paintings, silvercraft, spinning and weaving and wood-turning. Open when the flags are out 10am - 4pm

#### **Free admission**

---

### **Western Plains Cultural Centre** (02) 6801 4444

76 Wingewarra Street, Dubbo

Dubbo's creative soul and home to the Region's Gallery, museum and Community Arts Centre. A state-of-the-art facility boasting creative events, talks, workshops and cutting edge function and event space alongside the region's newest café, Creó.

Open daily 10am - 4pm | Fridays open to 6pm | Closed Good Friday, Christmas Day, Boxing Day and New Year's Day

#### **Free Admission**

---

## FOOD, BEER, WINE & EVENTS

### **City of Dubbo Turf Club** (02) 6882 1044

11L Merrilea Road, Dubbo

The City of Dubbo Turf Club hosts 17 race meetings per year, including the feature Gold Cup and Derby Day events. Come out and enjoy a mix of professional racing and the laid-back atmosphere.

---

### **Devil's Hollow Brewery** (02) 8328 0060

10 Commercial Avenue, Blueridge Business Park, Dubbo

Love craft beer and want to know how it's made? Learn from our beertenders while enjoying hand crafted beers and meals. Watch us brew, or take a behind the scenes experience.

Mon – Fri 7am - 11am | 11.30am - 2pm | 5pm- Late

Sat & Sun 8am – 11am | 11.30 - Close

#### **Tour & Tasting (first Saturday of each month)**

Adult 18+ \$49

---

**Dubbo Farmers Market** 0488 685 006

Macquarie Lions Park, Cnr Macquarie Street & Newell Highway  
Offering a range of fresh local produce, jams, oils, soaps, plants and much more.

First and third Saturday of each month | 8am – 12pm

---

**Red Earth Estate Vineyard** (02) 6885 6676

18L Camp Road, Dubbo

Visit Dubbo's award-winning winery and sample the range of handcrafted wines.

Tasting \$5pp or free with any purchase of 2 bottles.

Open Thursday to Tuesday 11am-5pm | Closed Wednesdays

---

## LIVE THEATRE & SHOWS

**Dubbo Regional Theatre and Convention Centre**

(02) 6801 4378

155 Darling Street, Dubbo

Local, national and international shows grace the stage of this accessible 500-seat, fully air-conditioned, tiered theatre.

Enjoy pre-show drinks in the foyer overlooking picturesque Victoria Park before the show. Theatre Bar opens one hour prior to most shows.

**Phone the box office Mon - Fri 9.30am – 4.30pm to book or visit [www.drctc.com.au](http://www.drctc.com.au)**

---

**Dubbo RSL Club Resort** (02) 6882 4411

Cnr Brisbane & Wingewarra Streets, Dubbo

Modern, contemporary entertainment hub featuring a choice of recreation or dining activities.

**For shows visit [www.dubborsl.com.au/club/entertainment](http://www.dubborsl.com.au/club/entertainment)**

---

## SELF GUIDED TOURS

**Dubbo Heritage Walk** (02) 6801 4450 

Brochures available from Dubbo Visitor Information Centre.

Leisurely tour of historic buildings in the heart of Dubbo's CBD.

---

**Macquarie Valley Trails** 1800 748 379 

Discover the wonders of the Macquarie River, a unique and relaxing way to explore local heritage, nature, produce, art and more. Bird watching and fishing guide available.

**Call 1800 748 379 or visit [www.rivertrails.com.au](http://www.rivertrails.com.au)**

---

**The Great Chase (Augmented Reality Game)** 

Two inmates have escaped the Old Dubbo Gaol and hidden the Dubbo Region's treasures throughout the CBD. Use your compatible smartphone to join the chase and uncover the hidden treasures!

**Download the free App at**

**[www.dubbo.com.au/discoveryapp](http://www.dubbo.com.au/discoveryapp) or call into the Dubbo Visitor Information Centre for more info.**

---

## TOURS & TRAVEL SERVICES

**Trike Adventures** 1300 874 537

Take in the picturesque Macquarie River, admire vibrant streetscapes and learn of Dubbo's rich history.

Half hour \$50pp | One hour \$80pp

Custom tours also available

**Day and night tours available | Call for tour times**

---

**Orana Day Tours** 1300 874 537

Personalised tours 1-4 people. Dubbo scenic excursions with daily trips available to Warrumbungle Ranges, Parkes Dish, Wellington Caves and Narromine Aviation Museum.

Complimentary morning/afternoon tea with gourmet picnic or Alfresco BBQ as an option.

**Book your tour via [peter@oranadaytours.com.au](mailto:peter@oranadaytours.com.au)**

---

**Dubbo Regional Airport** (02) 6801 4560

Cooreena Road, off Mitchell Highway

With 5 airlines offering daily flights to Sydney, Newcastle, Brisbane, Melbourne, Broken Hill, Ballina, Bourke, Walgett and Lightning Ridge. Enjoy direct return services via Regional Express, Qantaslink, Link Airways, FlyPelican and Airlink. Charter flights also available.

Operating 24 hours a day, 365 days of the year.

Short and long term secure parking available.

---

**Dubbo Radio Cabs (02) 6325 0004**

Servicing Dubbo and beyond. Maxicabs-up to 10 people | Wheelchair accessible cabs |

Bookings via phone or smartHAIL app

---

**Wilba the Empowerbus 0493 252 207**

A shared minibus system that provides cheap and reliable transport for residents and visitors of Dubbo.

Custom routes available. Visit

**[www.wilba.com.au](http://www.wilba.com.au)**

---

**Dubbo Visitor Information Centre**

Cnr Macquarie Street & Newell Hwy, Dubbo

(02) 6801 4450 | [www.dubbo.com.au](http://www.dubbo.com.au)

**Open daily 9am - 5pm | Closed Christmas Day**

---

*This list was updated in May 2022 by the Dubbo and Wellington Visitor Information Centres. Prices and operating hours are subject to change without notice. The Destination Partnership Program provides industry with an opportunity to promote their business to residents, visitors, investors and event organisers. Listings are based on a fee-for-service arrangement. Dubbo Regional Council cannot warrant and does not represent that the material which appears on business listings is complete, current, reliable and/or free from error. Dubbo Regional Council also cannot accept any responsibility or liability for any loss, damage, cost or expense you might incur as a result of the use of or reliance upon the materials which appear in business listings.*

## ATTRACTIONS & ACTIVITIES

### Burrendong Botanic Garden and Arboretum

(02) 6846 7454

95 Tara Road, Mumbil

Overlooking the majestic Lake Burrendong, explore over 164 hectares dedicated to the preservation and conservation of Australia's unique and incredibly diverse flora. With 2500 species of native plants, it is one of Australia's major botanic gardens. Fern Gully, a man-made 1km walk under rainforest ferns, is a highlight.

Open from sunrise to sunset every day | **Free entry.**

### Cameron Park

Nanima Crescent, Wellington

Enjoy a picnic, laze under the huge leafy trees or enjoy a leisurely stroll through the beautiful gardens. The park has excellent modern playground equipment for children of all ages and abilities.

### Mt Arthur Reserve

Bushrangers Creek Road

Spanning 2123 hectares, the Reserve contains seven walking trails that can take from 1 hour to half a day to complete.

Horse and mountain biking trails are also marked.

### Wellington Aquatic Leisure Centre (02) 6840 1760

Warne Street, Wellington

Offering a range of facilities including a 50m, 8 lane heated Olympic size swimming pool and splash pad for the kids. Free BBQ facilities available, as well as an on-site café.

For opening hours and admission costs, visit

[www.dubbo.nsw.gov.au/aquatic](http://www.dubbo.nsw.gov.au/aquatic)

### Wellington Caves and Holiday Complex (02) 6840 6480

Caves Road, Wellington

Discover the underground at Wellington Caves. Take a guided tour and be amazed by 15m tall crystal formations, intricate cave corals, 400-million-year-old fossils and 1 million-year-old megafauna fossils.

Guided tours offered daily through three unique systems.

**Open Daily 9am – 4.30pm | Closed Christmas Day**

**Online ticket purchase only**

Cathedral Cave, Gaden Cave and Fossil & Phosphate Mine

*All tours have a minimum of two paying persons*

Adult \$26 | Child U16 \$13.00 | U5 Free | Concession \$23

Discovery Lab - \$15 per person | Discount applies to multiple cave tour bookings

#### Cathedral Cave

Formed over millions of years, the Cathedral Cave contains Wellington's famous stalagmite. This inspiring limestone structure reaches a staggering 15 metres in height.

#### Phosphate/Fossil Mine - Temporarily Closed

The Phosphate Mine is a restored underground mine from a bygone era. Steeped in history and showcasing Megafauna bones from the Pleistocene period 1 million years ago.

*Hard hat is supplied and must be worn in the mine at all times.*

#### Gaden Cave

The Gaden Cave is the smaller of the two show caves but contains large amounts of stalactites, cave coral, flowstone and helictites. There are 240 steps in the Gaden Cave and requires a reasonable level of fitness.

### Discovery Lab – Fossil Finding Session

Step into a scientific lab and examine fossils from over one million years ago! Learn about Australian Megafauna, dig through dirt from our Fossil and Phosphate Mine and see what you can uncover!

### Ancient Landscapes Gallery

A window into the past spanning 400 million years. Explore ancient seas, life-sized Australian Megafauna, learn about traditional Wellington Wiradjuri stories and discover what scientists are still studying on site today | **Free Admission**

## ART & CULTURE

### Wellington Gateway Sculpture

Cnr Mitchell Highway & Caves Road

Be entranced by the interpretation of the identity and spirit of Wellington and its people. The main sculpture is constructed from the girders of the old Wellington Bridge that collapsed 6 January 1989.

### Wellington Arts Centre Inc

33-40 Nanima Crescent, Wellington

Ongoing exhibitions in all mediums supporting regional artists and creators. Visit website to discover artist's portfolios and upcoming events. | [www.wellingtonarts.org.au](http://www.wellingtonarts.org.au)

## SELF GUIDED TOURS

### Wellington Historical Walking Tour (02) 6840 1770

Brochures available from Wellington Visitor Information Centre. Leisurely tour of historic buildings in the heart of Wellington's CBD.

### Macquarie Valley Trails 1800 748 379

Discover the wonders of the Macquarie River, a unique and relaxing way to explore local heritage, nature, produce, art and more. Bird watching and fishing guide available.

**Call 1800 748 379 or visit [www.rivertrails.com.au](http://www.rivertrails.com.au)**