



# Swimming NSW

## Annual Report

2014-2015

# New South Wales Limited

## Officers and Advisers 2014 / 2015

### Patron



His Excellency General The Honourable  
David Hurley AC  
Governor of New South Wales

### Vice Patron

The Premier of NSW The Hon. Mike Baird, MP  
Mr Forbes Carlile MBE

### Board of Directors

President	Graham Towle
Director	Janelle Barnett
Director	Suzanne Bergersen
Director	John Bladon
Director	Helen Deas
Director	Lynn Elliott
Director	David Goff
Director	Mark Payne
Director	Patrick Troy
Chief Executive Officer	Mark Heathcote

### Representatives

Selectors	Lynn Elliott, Peter Reinhard and Neil Rogers
Delegate to Swimming Australia Ltd	Graham Towle
Delegates to NSW Olympic Council	Graham Towle & Patrick Troy
Delegate to Aust Commonwealth Games	Graham Towle
Auditors	Ernst & Young

# Contents



Swimming NSW Objects of the Company	5
Swimming NSW Board Members	6
President's Report	8
Message from the CEO	11
Development Report	18
Audit and Risk Committee Report	31
Technical Swimming Committee Report	33
Competition Committee Report	36
Projects & Membership Committee Report	37
Championship Summary	39
Audited Financial Report	41
Swimming NSW Membership Report	71



## Honour Roll of Life Members

Since the inception of New South Wales Amateur Swimming Association.

Life Member	Date of Induction	Life Member	Date of Induction
J. Taylor, C.B.E.*	10.09.42	K.F. Knight*	18.06.77
E.S. Marks, C.B.E.*	10.09.42	N.B. Dixon*	21.06.80
B.R.Galland*	18.09.44	R.D. Faraday*	18.06.83
C.D. Bell*	12.09.46	H.J. Lang*	15.06.85
J.Dexter, M.C.*	08.09.49	E. Stewart*	14.06.86
D. Hellmrich*	04.09.52	J. Valler*	14.06.86
S.B.Grange,.*	09.09.54	S.W. Aldritt*	13.06.87
W.J. Williams*	06.09.56	I. Wye, M.B.E.*	13.06.87
J.H.Morison*	06.09.56	I. King O.A.M.*	18.06.88
R.F. Pegram*	04.09.58	J. Harrison*	17.06.89
J.Brophy, I.S.O., K.O.SG.*	06.09.62	H.J. Schofield*	17.06.95
Hon. L.J. Herron, C.M.G.*	02.09.65	R. Jordan	13.06.98
R.G. Askew*	10.06.67	T. Samuel	13.06.98
P. Flynn*	14.06.69	C.B. Rickards*	19.06.99
J.C. Chapman Jnr*	14.06.69	H. Wood	17.06.00
W.Berge-Phillips*	14.06.69	C. Harris	16.06.07
J.P. Henri*	13.06.70	P. Troy	14.06.08
L. Phillips*	27.06.74		

\* Denotes deceased

## Service Excellence Awards

The Service Excellence Awards recognise outstanding service to the Company

<b>2013</b>	Norman Roberts Stephen Hardy Ann Pilkie	<b>2011</b>	Helen Ashpole Pauline Corthorn Joan Kellet OAM John Skene OAM John McIntosh	<b>2009</b>	Dennis Browning Lynette Crossley Peter Hall Margaret Kniha Janice Tredinnick
<b>2012</b>	Michael Donnelly Leonardo Repeti Lesley Pike Joanna Wazny Patricia Roberts	<b>2010</b>	Neil Rogers Janelle Barnett Sunny Bidner Amanda Charnock Robert Guyer	<b>2008</b>	Faye Rowles Margaret Spurway Ian Lamb

Correct as at June 2015

# Swimming NSW Limited

## Objects of the Company

The objects of the Company are to:

- ✓ affiliate and otherwise liaise with SAL or its successor or assign and such other bodies as may be desirable to achieve these Objects;
- ✓ conduct encourage, promote, advance, control and administer swimming activities in and through out New South Wales;
- ✓ provide for the conduct, encouragement, promotion and administration of swimming activities through and by various Member Associations for the mutual and collective benefit of the Members;
- ✓ provide for the conduct, encouragement, promotion and administration of educational activities through and by various Member Associations and Associate Members for technical officials, coaches, athletes and learn to swim programs for the mutual and collective benefit of the Members;
- ✓ act in good faith and loyalty to ensure the maintenance and enhancement of the Company and swimming, its standards, quality and reputation for the collective and mutual benefit of the Members and swimming;
- ✓ at all times operate with and promote mutual trust and confidence between the Company and the Members in pursuit of these Objects;
- ✓ at all times to act on behalf of, in the interests of, and in conjunction, with the Members;
- ✓ promote the economic and sporting success, strength and stability of the Company, and each Member Association and to act interdependently with each Member Association in pursuit of these Objects;
- ✓ ensure compliance with the by-laws, policies and rules as amended from time to time of FINA, SAL and the Company;
- ✓ make New South Wales the leader in Australian swimming;
- ✓ apply the property and capacity of the Company towards the fulfillment and achievement of these Objects;
- ✓ use and protect the Intellectual Property;
- ✓ collect, distribute and publish information in connection with swimming;
- ✓ promote and control state meetings, competitions and championships and to the extent relevant, promote and assist in conducting national and international meetings, competitions and championships;
- ✓ strive for governmental, commercial and public recognition of the Company, the Member Associations and swimming;
- ✓ promulgate and secure uniformity in such rules as may be necessary or appropriate for the management and control of swimming and related activities in New South Wales;
- ✓ promote swimming as a spectator sport;
- ✓ through or in association with the Member Associations or other entities or of itself, promote the health and safety of all Individual Members;
- ✓ pursue through itself or others such commercial arrangements, including sponsorship and marketing opportunities as are appropriate, to further these Objects;
- ✓ formulate or adopt and implement appropriate policies, including in relation to member protection, equal opportunity, equity, drugs in sport, health, safety, junior and senior programs and such other matters as arise from time to time as issues to be addressed in swimming;
- ✓ represent the interest of its Members and of swimming generally in any appropriate forum;
- ✓ have regard to the public interest in its operation;
- ✓ do all this is reasonably necessary to enable these Objects to be achieved and to enable the Members to receive the benefits which these Objects are intended to achieve;
- ✓ encourage and promote performance-enhancing drug free competition; and
- ✓ undertake and or do all things or activities which are necessary, incidental or conducive to advance these Objects.



# Board of Directors



## Graham Towle - President

Graham is the current Swimming NSW President, Life Member of McCredie Park Aquatics and is a Technical Official. Graham has held several positions including a member of the Education Committee, Chairperson of the Open Water Technical Committee, Chairperson of the Audit and Risk Committee and Director on the Board of NSW Aquatics Management. Graham is also one of the Delegates to the NSW Olympic Committee.



## Janelle Barnett - Director

Janelle has been a member of the Swimming NSW Technical Swimming Committee since 1997, Chairman since 2010; Hon. Secretary Sept, 2004-2007 and FINA Referee 2003-2010. Janelle was awarded Swimming Australia's Technical Official Of The Year award in 2002, received the Swimming NSW Service Excellence Award in 2010 and has trained Technical Officials since 1987. Janelle is also a SAL qualified Presenter and Assessor and was a member of SNSW Sub-Committee for Competition Strategy Review, 2009.



## Suzanne Bergersen - Director

Suzanne is a Life Member of Jones ASC and Metro South East. Currently Suzanne is a Technical Official - Swimming NSW Referee Level 2 and is the Director TAFE NSW - Bradfield Senior College. Suzanne has held a number of positions with Swimming NSW Committees including Education, Open Water and the Technical Committees.

Additionally Suzanne was President and member of the District Executive and holds a Masters of Educational Administration.



## John Bladon - Director

John is the current president of the Australian Swimming Coaches and Teachers Association (ASCTA) NSW and a Swimming NSW (SNSW) board member. John has served on the ASCTA board and the SNSW competitions committee for over 10 years. John is currently the Head of Aquatics at Knox Grammar School and has previously been the Head Coach of the MLC Marlins Swimming Team and SAC Seals Swim Team (SOPAC). John has filled numerous National & State Youth & Age Head Coaching positions over the last 20 years.



## Helen Deas - Director

Helen is a member of the AKAC Swimming Club with two daughters swimming competitively. Helen is an experienced Senior Manager in the NSW Public Sector and has experience leading a broad range of boards, committees and project teams. Helen has completed the Board of Directors Course through the Australian Institute of Company Directors and is a member of Women on Boards.

# Board of Directors



## **Lynn Elliott - Director**

Lynn is the Head Coach, President and Life Member of the Sea Eagles Swimming Club. Being a Silver Licence ASCTA accredited Coach, Lynn is also a Director and Life Member of ascta NSW and Director and Vice President of ASCTA National.



## **David Goff - Director**

David is a Life Member and President of Peakhurst Amateur Swimming Club Inc he has been involved with swimming for over 25 years at a State, Area and Club level and is a level 1 Swimming Australia Referee. David is a committee member of SNSW's Audit & Risk Committee and Board Member of SNSW Aquatic Management Pty Ltd. David is also a CPA and holds a MBA from UTS.



## **Mark Payne - Director**

Mark is the President of the Hills Swimming Club, Chairperson of the Audit & Risk Committee and is a Technical Official. Mark holds a Bachelor of Economics, Bachelor of Laws, Master of Laws and Graduate Diploma in Applied Finance and Investment. Mark's professional associations include Solicitor, Supreme Court of New South Wales, Fellow, Financial Services Institute of Australasia, and a Member, Australian Institute of Management.



## **Patrick Troy - Director**

Patrick is a Director and Life Member of Swimming NSW and past President and Life Member of Swimming Australia, Swimming NSW, Cumberland ASA (now Metro South West), Toongabbie Swimming Club and McCredie Park Aquatics.

Previously Patrick was a Director of Swimming NSW for 14 years and has been involved with swimming for over 30 years.

# Presidents Report

## Graham Towle



It is pleasing to present this report, which highlights a year of strong achievements and performance against the key areas that were detailed in the Strategic Plan.

Throughout the year the Board concentrated on providing opportunities for the CEO and staff to establish a number of new programs and to improve existing services to raise them to new levels for the benefit of all members.

The Strategic Plan is structured around three main areas, namely, Participation, Performance and Partnership. My report on our progress over the past year is set out under those headings.

### PARTICIPATION

It was good to note that we increased our total membership by 2.2% this year. What makes this achievement significant is that it was done in an environment where the new membership database and software being developed by SAL was still causing problems throughout the period.

Particular mention is made of our Development Officers, who have continued to work well with the Clubs and Schools in their respective areas and the increase in membership is directly related to the excellent support that they are providing to the Clubs and members in their areas.

The securing of an additional \$176,000 in funding for the Indigenous Swimming Program this year, together with an extra grant of \$20,000 from NSW Sport and Recreation for this project, enabled further growth to occur in this excellent program. Through this very good project 1,532 indigenous children have been able to participate in the 18 months since the program commenced.

**“Strong partnerships continued to develop and strengthen throughout the year”**

Strong partnerships continued to develop and strengthen throughout the year with Northcott Disability Services, Royal Rehabilitation Centre, the Rainbow Club and the State's Disability Associations (CPSARA, Blind Sports and Wheelchair Sports). These partnerships are assisting greatly in increasing participation and removing barriers for swimmers with disabilities.

All Areas supported the new Area Development Program and Swimming NSW is now providing a structured curriculum for each of the Area Development Squads. Swimming NSW also provides Coaches for the various development activities.

A review session was conducted with the Area Presidents on the 1st November, 2014, and a follow up session was held with the Area Development Convenors on 29th November, 2014. The final Program and Curriculum was then adopted at the November Board Meeting and distributed to all Areas. Accordingly, the 2015 Area Development Programs are now well underway.

Areas and Clubs were also assisted with the distribution of the 2014-15 Registration Guide, which was sent out prior to the new registration period.

### PERFORMANCE

Clubs and Areas are continuing to transition their websites to the new APT platform. Although there have been a number of problems with the Online Entry System, the Staff in the NSW Office have put in an extraordinary effort to assist both our members and also assist the SAL/APT Staff to resolve the problems with the APT package.

Swimming NSW throughout the year continued to provide swimmers with a strong domestic competition program. It continues to improve the resources available to members, Clubs and Areas to ensure smooth operation of all areas relating to meets, athlete information and entries and results.

Many resources are now available online from the Swimming NSW website including the meet approval process. Live Results and Meet Mobile were also available for the 2014-15 Summer Season results.





Athletes and Coaches in the Swimming NSW Emerging Talent Squad (ETS) Program were also offered inclusion into the High Performance Support Program provided through NSWIS. This program included support in areas such as nutrition, physiology and physiotherapy.

Ongoing support was also provided throughout the year for the State Age Squads, Multi Class Development and Junior Sharks Squads.

The implementation of the Swimming NSW Coach Development Framework continued as part of the NSW High Performance Plan. Support was also given to Area Coaches with "out of Area Coaches" attending the Area Development weekends to assist the Area Coaches and to provide support for them.

Technical Officials were supported and assisted by the Technical Swimming Committee. The NSW Technical Forum was held on 27th July, 2014 and training was also provided in Areas, when training was requested by them.

A large number of resources, training notes and other material for Technical Officials were reviewed and updated by the TSC throughout the year and these resources are available to members on the NSW website.

The TSC have also recently finalised the Technical Official Pathway document.

## **PARTNERSHIPS**

Swimming NSW together with ascta NSW has worked hard to support and develop NSW Coaches through the delivery of the National Accreditation Program and a well-resourced coaching development framework.

During the year a number of coaching courses were offered and included in that number were over 40 Coaches who completed their Bronze Coaching Licence.

Swimming NSW continued to work closely with and support SNSW Aquatic Management Pty Ltd during the year. Aquatic Management continues to build valuable relationships with local Councils and Aquatic Management Companies.

A strong relationship was maintained with Swimming Australia (SAL) and the partnership agreement with SAL was reviewed in January, 2015. A number of projects are currently in pilot phase and SAL has stated that there will be future increased support for the members and Clubs through the development and delivery of new programs.

Representation has also been active with NSW Olympic Council and the Australian Commonwealth Games Association (NSW Branch).

---

**"Swimming NSW together with ascta NSW has worked hard to support and develop NSW Coaches through the delivery of the National Accreditation Program and a well-resourced coaching development framework."**

---



## **CONCLUSION**

There have been some good results this year for Swimming NSW and it is important to acknowledge and thank those who have contributed to those outcomes.

Firstly, the very capable Staff, ably led by CEO, Mark Heathcote, have provided great support and service to the members, Committees and Board during the year. A year in which they had to deal with new systems and a number of unforeseen challenges.

Also a huge thank you to our sponsors, who are listed elsewhere in the report. Without their support we could not have achieved the level of success that we have experienced.

This opportunity is taken to also acknowledge the contribution made by my fellow Directors who have given strong strategic direction to the CEO and Staff. There have been many challenges in recent times for our sport and the decisions made by the Directors have placed us in the strong position that Swimming NSW is in today.

The Board took several months in the second half of 2014 to fully review and develop the new Strategic Plan for the Company. The new Strategic Plan was adopted in January 2015 and sets some ambitious and exciting directions for swimming in New South Wales.

Finally, a sincere thank you to all of the members who have assisted in getting Swimming NSW to the enviable place that we enjoy today and I look forward to the continued advancement of our wonderful sport in the future.

**Graham Towle**  
**President**  
**Swimming New South Wales**



# Message from the CEO



I am pleased to present to you the 118th Annual Report of Swimming New South Wales Limited.

This booklet contains reports on the competition and developmental areas of the sport along with a summary submitted by each of the Chairpersons of the Board, Competitions, Technical Swimming, Projects & Membership and Audit and Risk Committees.

It will also highlight our significant achievements and awards of the past year as well as the Company financial performance through a comprehensive audit report.

## ACHIEVEMENTS

This year Swimming NSW again achieved some pleasing results against its strategic objectives, specifically in the participation space. It was the growth of the sport at a grass roots level that was key focus for the Board when they conducted a full review of the Strategic Plan throughout the year. We consulted widely with a variety of stakeholders in the development of our new Plan and it is fair to say there has been a significant shift towards increasing participation outcomes over the period of the Plan. The new Plan provides a framework of both new initiatives as well as existing activities which the Company can continue to build on over the course of the plan. Whilst all of the initiatives won't commence in the first year, management and the Board are excited about achieving our vision of becoming the premier swimming State by 2018.

One of the key achievements for this year was recording an increase in membership for the second time in three years. Last year we experienced significant problems with the Online Registration system which affected our membership result and whilst these problems have not been completely overcome, we are continuing to work with Swimming Australia to ensure we deliver the customer relationship management system that our members deserve.

Much of the membership increase result can be attributed to our excellent volunteers at both Club and Area level who have worked tirelessly to create opportunities for parents and swimmers to participate in our sport.

Our Development Officers have also played a role in supporting our Clubs and Areas through the provision of various Development Days, attendance at school meets and having a presence in the local media promoting athlete achievements as well as the many benefits of joining a swimming club.

NSW athletes continue to improve at both an Open & Age level achieving excellent results at both the National Open & Age Championships. During the year we saw a number of NSW athletes move to Queensland to further their swimming careers. Whilst it is important that we continue to work diligently to provide high performance environments in NSW so there is less of a need to move, we must not lose focus on the important role we play in the athlete development pathway. NSW is the biggest State by some margin and we need to ensure that we provide a wide variety of opportunities for our athletes so they can reach their potential and achieve their dreams. Our role is to support Swimming Australia in whatever way possible to ensure the best possible outcomes for Australia at International Swimming competitions.

Our events continue to be the showcase for our sport and this year we experienced increased levels of participation in all of our events. We work diligently to ensure that our events remain current and are appropriate to the needs of our members and we also hope to continue to evolve our events to ensure that they provide the greatest level of customer satisfaction for our entrants. As our members are probably aware, we have experienced significant increases in the demand for meets over the last couple of years which has led to ever extending meet timelines. Whilst this has placed increased strain on our volunteer base, the last thing we want to do is turn large numbers of members away from attending our various Championships and meets. With this in mind, both the Competitions and Technical Committees are looking at innovative ways that we can continue to grow events to respond to the increased demand without adversely affecting the event experience, particularly for volunteers.

This year the Board also conducted a review of the Company's Standing Committees with the view to ensuring that they were still working effectively to assist the Board and Management in achieving our organisational objectives.



A number of changes were made coming out of this review which have since been implemented and are already showing great results. One of the changes was the combining of the Technical Open Water Swimming and Technical Swimming Committees so there was only one Technical Committee. This unfortunately meant that we were not able to re-appoint all of the existing members of these Committees to the new Technical Swimming Committee, but I would like to extend our heartfelt appreciation to these individuals for their outstanding work and dedication whilst members of our Standing Committees. We are always looking for new people to nominate for our Standing Committees and there are regularly vacancies on these Committees so I would encourage anyone who is interested in these Committees to please nominate for one of these important roles.

Our Indigenous Participation programs have continued to grow from strength to strength this year and we have greatly increased the number of learn to swim and water safety program available to indigenous children and adults. We now run programs across NSW at 35 centres and at any given point in time we have over 1000 Indigenous Australians participating in learn to swim programs which is great achievement for Swimming NSW and further emphasises the important role we play in water safety. These programs wouldn't have been possible without the support of the local communities and also funding from the NSW Government which has allowed us to spread our programs further across the State and also offer an ever increasing number of places.

As previously reported on, we conducted a review of the Area Development program last year in consultation with both Swimming Australia and our Areas. We implemented this new program in 2014 with great success. Whilst there are number of items for us to continue to build upon for the 2015 program, the feedback we received has been very positive. No other State or Territory in NSW has a development program that is as comprehensive as ours and we now provide development opportunities for more swimmers than we ever have before. We believe that by achieving excellence in our Area Development Programs this will drive future success for NSW at both National and International levels.

This year we continued with the implementation of the ascta NSW and SNSW Coach Development Framework which provided a number of new and unique development opportunities for our coaches. Swimming NSW is committed to the success of this Framework in the coming years as it provides a consistent and well resourced career pathway at all levels for our NSW coaches. Coaches that are part of the program now have access to a yearly two-day development workshop, regular guest speakers who present on a wide variety of topics.

Swimming NSW has continued its support of Swimming NSW Aquatic Management and both organisations this year have concentrated their efforts on ensuring that our Clubs and Coaches have the water access they require to achieve their objectives. This has been difficult in the current environment but we expect that over time we will be able to achieve greater results in this important area.

Swimming NSW maintains its support to our large volunteer base through our Technical Swimming Committee. This year the Committee has been developing a clear Technical Official Pathway for our volunteers with the view to attracting more volunteers to our sport as well as providing increased development and mentoring opportunities for our Technical Officials. Swimming NSW recognized the vital role our volunteers play in our sport and is therefore devoting significant resources to ensure that this new Pathway is successfully implemented. We also launched the Technical Official Development program this year which will run in parallel to the Area Development Program which has been well received and will provide development opportunities for up and coming Area Technical Officials.

I would also like to take this opportunity to acknowledge the ongoing support of sponsors, Speedo, Office of Communities NSW – Sport & Recreation and the Ministry for Police and Emergency Services. We also formed a new agreement with Accor Hotels throughout the year, which we expect will provide further benefits for our members. Without the generous support of all our sponsors we would not be able to foster, control and develop the sport of swimming in NSW to deliver membership and development activities for the benefit of all of our members.

Swimming NSW has continued to capitalise on the changes we have made over the previous years, so as to ensure the continued improvement of our sport into the future. The Board and staff are well aware of the importance of continually evolving the administration of our sport to suit the modern day needs of our membership and this year we have aimed to achieve this through both increased and improved service to our members.

**“Swimming NSW has continued to capitalise on the changes we have made over the previous years”**

## FINANCIAL PERFORMANCE

The Company recorded a profit for the financial year of \$50,056 which was well ahead of the original intended budget deficit of \$649. This was a pleasing result for the Company.

The major reasons for the result are as follows:-

- ✓ Increased Swim Meet Revenue of \$6,000 due to increased entries and attendances.
- ✓ A saving of \$60,000 due to the costs of the APT system not being passed on by SAL as full functionality of the system was not yet achieved.
- ✓ A saving of \$16,000 on Office Equipment Rental & Supplies due to the renegotiation of existing contracts.
- ✓ A saving of \$8,000 on Depreciation expenses across the course of the year.
- ✓ A saving of \$25,000 on Insurance Premiums due to the excellent brokerage offered by JLT Sport, who work tirelessly to ensure they get the best premiums for our sport.

This gave the Company an Operating deficit of \$83,444 and this was offset by our Swim Trade and Speedo Swim Shop profits to the value of \$133,500.

Management is now of the view that the operational budget of Swimming NSW has been stabilised enough to allow the Board to budget for small surpluses with increasing confidence. This will allow the Company to increase its reserves to allow it to invest in specific projects which will assist Swimming NSW in achieving its Strategic Objectives.

## MEMBERSHIP

The membership figures as at year end indicate an increase in membership of 2.2% or 694 to 31,418. It also pleasing to report that Swimming membership grew faster (2.8% increase) than Non-Swimming Membership. This membership increase was reflected across nearly all Areas, with particularly strong growth in the regional areas of NSW.

As noted above, membership and more broadly participation in the sport of swimming, is an area that the Board has spent significant time reviewing and this summer our focus will be to continue to utilise our Development Officer network to support Clubs with both the recruitment and retention of members and to promote the benefits of our sport to the wider community.

It is our goal to continue to support the grass roots aspects of the sport which will assist in maintaining participation levels across the State and also enable us to attract new people to our sport. We also expect that our increased focus on the servicing of members through new programs and incentives will help drive membership throughout the year.





## CONGRATULATIONS

Congratulations to **Pamela Margaret Guyer OAM** for receiving an OAM in the Queen's Birthday Honours List; for services to netball and swimming.

Congratulations also to **Patrick Troy** on being awarded Swimming Australia Life Membership at their Annual General Meeting in October 2014.

To the following persons on their involvement with the NSW Sports Federation Awards in February 2015:-

**Maddison Elliott OAM** – Recipient –  
NSW Young Athlete of the Year with a Disability

**Matthew Levy OAM** – Recipient –  
NSW Athlete of the Year with a Disability

**Peter Freney OAM** – Recipient –  
Distinguished Long Service

**Emma McKeon** – Finalist – NSW Athlete of the Year

**Clary Munns** – Finalist – NSW Masters Athlete of the Year

**Cherry Smith** – Finalist – NSW Official of the Year

To the following NSW based swimmers, coaches and managers who were selected to represent Australia at the 2014 Commonwealth Games:-

### Swimmers

**Joshua Alford** – Tuggeranong Vikings

**Jessica Ashwood** – SOPAC

**Laura Crockart** – Ryde Carlile

**Maddison Elliott OAM** – Novocastrian

**Jacqueline Freney OAM** – Richmond Valley

**Jayden Hadler** – SOPAC

**Mitchell Kilduff** – Hurstville Aquatic

**James Magnussen** – SOPAC

**David McKeon** – Wests Illawarra Aquatic

**Emma McKeon** – Wests Illawarra Aquatic

**Kenneth To** – Trinity Grammar

**Daniel Tranter** – SOPAC

**Ben Treffers** – Burley Griffin



### Coaches and Managers

**Brant Best**

**Lynn Fowlie**

To the following NSW based swimmers and coaches who were selected to represent Australia at the 2014 Para Pan Pacific Championships:-

### Swimmers

**Ashleigh Cockburn** – Ginninderra

**Taylor Corry** – Nelson Bay

**Richard Eliason** – Ginninderra

**Mitchell Kilduff** – Hurstville Aquatic

**Maddison Elliott OAM** – Novocastrian

**Jacqueline Freney OAM** – Richmond Valley

**Matthew Levy OAM** – Cranbrook Eastern Edge

**Andrew Pasterfield** – Cranbrook Eastern Edge

**Sean Russo** – Hurstville Aquatic

**Reagan Wickens** – SLC Aquadot

### Coaches

**Angelo Basalo**

**Yuriy Vdovychenko**

To the following NSW based swimmers and coaches and managers who were selected to represent Australia at the 2014 Pan Pacific Championships:-

Swimmers

**Jessica Ashwood** – SOPAC

**James Magnussen** – SOPAC

**David McKeon** - Wests Illawarra Aquatic

**Emma McKeon** - Wests Illawarra Aquatic

**Jarrood Poort** - Wests Illawarra Aquatic

**Kenneth To** – Trinity Grammar

**Daniel Tranter** – SOPAC

**Ben Treffers** – Burley Griffin

Coaches and Managers

**Ron McKeon**

**Brant Best**

**John Fowlie**

**Lynn Fowlie**

Congratulations also to **Matt Abood** (Sydney University) on his selection to represent Australia at the 2014 FINA World Short Course Championships.

To the following recipients of Awards at the 2014 Swimmer of the Year Awards:-

**Jarrood Poort** – Open Water Swimmer of the Year

**Ron McKeon** – Open Water Coach of the Year

**Campbelltown Swim Club** – Club of the Year

**Angie Bainbridge** – Services to the Australian Swim Team

**Prue Watt** – Services to the Australian Swim Team

To the following individuals who were inducted into the Australian Commonwealth Games Association NSW Hall of Fame:-

**Petria Thomas OAM**

**Ian Thorpe OAM**

**Michael Wenden OAM**

## APPRECIATION

I would like to acknowledge the involvement of the following organisations and individuals for their support throughout the year:-


- ✓ Ross Coggan, General Manager of the Sydney Olympic Park Aquatic Centre and his staff for their co-operation and support of our activities.
- ✓ Charles Turner and the staff at the NSW Institute of Sport for their approach to the ever developing program partnerships.
- ✓ Mark Anderson and the staff at Swimming Australia for their ongoing assistance.
- ✓ Alan Marsh, CEO of Sydney Olympic Park Authority and Tony Houhlias, Executive Manager – Sport Development at Sydney Olympic Park Authority for their continuous advice and support on the continued development of the sport of swimming.
- ✓ The representatives of the Company Standing Committees.
- ✓ To Graham Towle, for his support, guidance and leadership throughout the year.
- ✓ To all Board members for their leadership and support throughout the year, as well as Area representatives, Club representatives, Technical Officials, coaches, parents and athletes who have contributed at any level over the last 12 months I extend a sincere thank you for your continued involvement.

Vale

**David Holloway** – Auburn Swimming Club

**Maniah Betham** – Ripples St Mary's Swimming Club





## STAFF

Again this year, the staff structure has remained very stable, with only Matt Adair leaving us last year. This stability continuity better positions the Company to deliver on key projects and activities throughout the year while providing a regular and high level of customer service to our members. This year we welcomed Cecilia Nguyen (Development Coordinator) and Lyn Connell (Development Officer – North Coast) and they are both fitting well into the team.

I would also like to acknowledge the efforts of the Swimming NSW staff throughout the past year for their ongoing enthusiasm, support, innovation and dedication to the sport of swimming and our members. Without them, the Company would not be able to continue to positively react, respond and evolve to meet the daily challenges, goals and objectives of the sport of swimming we strive to achieve. Thank you once again for your friendships and encouragement throughout the year.

- |  |  |
|--|--|
| ✓ Development Manager – <b>Narelle Duggan</b>                      | ✓ Coaching Coordinator – <b>Darren Howard</b>                                    |
| ✓ Operations Manager – <b>Michelle Johnson</b>                     | ✓ Development Officer (Coast & Valley)<br>– <b>Jarrold Anthony</b>               |
| ✓ Events Coordinator – <b>Cherry Smith</b>                         | ✓ Development Officer (North Coast) – <b>Lyn Connell</b>                         |
| ✓ Events Manager – <b>Shannon Smith</b>                            | ✓ Development Officer (New England & North West<br>/ Western) – <b>Pam Weste</b> |
| ✓ Finance Manager – <b>Michelle Boon</b>                           | ✓ Development Officer (South Eastern) – <b>Pia Farmilo</b>                       |
| ✓ Marketing & Communications Coordinator<br>– <b>Janine Walker</b> | ✓ Development Officer (Mountains & Plains)<br>– <b>Paul Dobson</b>               |
| ✓ Development Coordinator – <b>Cecilia Nguyen</b>                  | ✓ Indigenous Participation Coordinator<br>– <b>Kerrie-Anne Anstis</b>            |
| ✓ Speedo Swim Shop Manager – <b>Gail Rea</b>                       |  |

## SUMMARY

As you will read in the following pages, the 2014/15 year has been another successful year for Swimming NSW and we look forward to continuing this great work in the coming years. We introduced many new initiatives this year as well as reviewing a number of existing Policies and Programs. The Company will continue to work diligently with our members at the forefront of our minds as meeting and exceeding their expectations will ensure our long term success.

**Mark Heathcote**

**Chief Executive Officer**

**Swimming NSW**





## AREA DEVELOPMENT PROGRAM

Feedback on the Area Development Program was very positive. Below is a table outlining the number of athletes throughout the state who attended the various Area development days;



Area	A	B	C	D	Total
ACT Swimming	51	24	27	65	167
Coast & Valley	15	18	20	74	127
North Coast	7	18	25	92	142
Metro North East	12	20	26	68	126
Metro North West	36	17	22	35	110
Metro South East					
Metro South West	10	6	21	54	91
Mountains & Plains	9	15	28	32	84
South Eastern	15	10	21	123	169
Southern Inland	0	5	10	11	26
New England North West	2	13	14	25	54
Western	2	13	14	27	56
Total					1152



## AREA DEVELOPMENT PROGRAM

In addition to the Area hosted Development Days, teams were invited to attend the Swimming NSW Development Meet for the relevant squad;

Area	A	B&C	D	Total
ACT Swimming	12	33	58	103
Coast & Valley	15	38	73	126
North Coast	7	14	94	115
Metro North East	12	37	46	95
Metro North West	36	39	33	108
Metro South East	0	0	50	50
Metro South West	10	28	61	99
Mountains & Plains	9	16	21	46
South Eastern	15	30	104	149
Southern Inland	0	4	1	5
New England North West	2	12	17	31
Western	2	10	12	24
<b>Total</b>				<b>951</b>

**A Squad:** 12 – 18 year old National Age Competitors

**B Squad:** 13 – 16 year old State Age Qualifiers

**C Squad:** 9 – 12 year old State Qualifiers

**D Squad:** 9 – 16 years







## JUNIOR SHARKS SQUAD

The 2014 Junior Sharks squad consisted of 39 talented NSW swimmers aged between 11- 12 years at NSW 10 & U – 12 State. The squad participated in 3 Development Days held at Knox Grammar Aquatic Centre and SOPAC. The days consisted of the state-wide testing criteria and also an array of informative presentations including; the swimming development pathway, intro to goal setting, dealing with pressure, dryland prep, nutrition, time management, strength & conditioning.

An extended thank you to the head coach and squad coaches for dedicating your time and expertise to this year's squad, it is greatly appreciated. Thank you also to the presenters for sharing your knowledge with our up and coming talent.

<b>Athletes</b>	<b>Club</b>	<b>Athletes</b>	<b>Club</b>
Winona Lu	Abbotsleigh	Madeline Wunsch	Ryde Carlile
Ryan Hansen	Aquabliss Toongabbie	Jessica Filetti	Sans Souci Sea Devils
Matthew Galea	Blacktown City	Scott Simpson	Sans Souci Sea Devils
Bella White	Burley Griffin	Joel Paton	SLC Aquadot
Alan Paradzik	Campbelltown	Blake Paton	SLC Aquadot
Pia Lenarduzzi	Carlile	Se-Bom Lee	SOPAC
Mia Rolfe	Carlile	Madeleine Fairlie	Sydney University
Jonah Gerritson	Carlile	Miles Parhash	Sydney University
Logan Kaye	Carlile	Lauren Wheeler	The Hills
Michaela Hazell	Hunter	Gerhardt Smith	The Hills
Jemima Fitzgerald	Knox Pymble	Tess Tsoi	Trinity Grammar
Becca St Vincent	Lane Cove	Ethan Hansford	Trinity Grammar
Lachlan Kelly	Lane Cove	Angus McDonald	Trinity Grammar
Jasmine Anderson	Macquarie Shores	Jacinta Essam	Tuggeranong Vikings
Christie Kwon	Mingara	Andrea Forshaw	Tuggeranong Vikings
Nicholas Fasavalu	Mount Pritchard	Abbey Webb	Tuggeranong Vikings
Alex Quach	Mount Pritchard	Stuart Swinburn	University NSW
Arizona Staley	Nepean	Ethan Lowey	Woden
Blair Williams	Nepean	Jarrood Lee	Woden
Tiarne Galvin	Ripples St Marys	Lachlan Braddish	Woy Woy



## AGE DEVELOPMENT SQUAD

Athletes selected onto the 2014 Swimming NSW Age Development squad attended two squad days. The first day was held at SOPAC on 2nd August with the second held at Knox Grammar on 26th October. The curriculum delivered to the squad consisted of goal setting, motivation and dealing with pressure, dryland prep, nutrition, time management and strength and conditioning.

A warm thank you to the head coach – Chris Myers and the squad coaches who assisted in making the days very successful for all involved. Thank you also to our presenters for your wonderful knowledge and practical delivery.

Athletes	Club	Athletes	Club
Annabel Druce	Abbotsleigh	Jamie Parker	Hunter
Katie Strachan	Abbotsleigh	Courtney Chapman	Kinross Wollaroi
Tash Samuela	Atlantis	Andrew Hemsworth	Knox Pymble
India White	Bayside	Jack Ryan	Knox Pymble
Sienna White	Bayside	William Yang	Knox Pymble
Rhys Jones	Bayside	Nicholas Duell-Ferguson	KPD
Claudia Frykberg	Bayside	Erwan Le Pechoux	KRB Aquatic
Mariah Moshovis	Breakers	Declan Grochala	Liverpool
Alexandra Smiroldo	Campbelltown	Kate Diamond	Liverpool
Sheree Farell	Campbelltown	Cooper Woolley	Mingara Aquatic
Brittany Barnes	Carlile	Lachlan Vane-Tempest	Mingara Aquatic
Jasen Winny	Carlile	Alexander Bouris	NC Aquatic
Justin Lee	Carlile	Hailey Blatchford	NC Aquatic
Phillipa Emery	Carss Park	Molly Fisher	North Sydney
Clare O'Rourke	Cherrybrook Carlile	Alexandra Rees	Novocastrian
Tommaso De Batista	Cherrybrook Carlile	Harrison Gellatly	Novocastrian
Madeliene Gough	Coffs Harbour	Mekayla Everingham	Port Macquarie
Nathan De Luitiis	Corrimal	Tom Berryman	Port Macquarie
Maisie McFadyen	COSAC	Jackson Savage	QT
Angelique Barrett	COSAC	Olivia Adams	Ravenswood
Edison Qiu	COSAC	Amy van Dongan	Ravenswood





## AGE DEVELOPMENT SQUAD

Athletes	Club	Athletes	Club
Dennis Kim	Ryde Carlile	Jasen Yu	Trinity Grammar
Justin van Hulsen	Ryde Carlile	Katherina Lee	Trinity Grammar
Cormac Guthrie	Seas The Limit	Samantha McKenna	Trinity Lismore
Emma Southwell	SLC Aquadot	Dylan Weir	Tuggeranong Vikings
Karlee Franek	SLC Aquadot	Jacinta Essam	Tuggeranong Vikings
Brittany Stoker	SOPAC	Liam Broderick	Tuggeranong Vikings
Caleb Hansford	SOPAC	Nathan Meacham	Ulladulla
Chloe Yoo	SOPAC	Siobahn O'Leary	University NSW
Emily Racki	SOPAC	Jacob Stevens	University NSW
Sarah Kemp	Springwood	Ainslie Scott	Willoughby
Benjamin Freeman	Telopea	Callum Lowe-Griffiths	Willoughby
Hannah Payne	The Hills	Jacqueline Schafer	Willoughby
Rebekah Sefton	The Hills	Phoebe Ross	Woden
Christopher Hoare	Trinity Grammar	Myles Bailey	Woy Woy
Ethan Hansford	Trinity Grammar	Rachel Wood	The Hills
Jake Griffin	Trinity Grammar		





## MULTI CLASS DEVELOPMENT SQUAD

This year we had an impressive 23 athletes participate in the Swimming NSW MC Squad. Gavin Stewart was the Head Coach and Gavin was generously supported by 5 squad coaches. The 2014 squad participated in 2 Development Days which had a focus on aquatic testing and educational topics such as nutrition and dryland training.

Congratulations to the athletes and coaches selected on this year's squad.

Athletes	Club	Athletes	Club
Rohan Bright	Aquaburn	Xia ling Gribble	Mingara Aquatic
Jenna Jones	Auburn	Jordan Dessent	Nepean Aquatic
Rachel Staines	Bathurst City	Kendall Williams	Novocastrian
Timothy Hodge	Blacktown City	Callum Sanderson	NUSWIM
Zachery Jones	Bomaderry	Paige Leonhardt	Port Macquarie
Patrick Donachie	Campbelltown	Amanda Fowler	SLC Aquadot
Matt Ward	GT Aquatics	Amy Cook	SLC Aquadot
Nikeshia Harding	Hurstville Aquatic	Jade Lucy	SLC Aquadot
Elizabeth Slack	Lane Cove	Matthew Hearne	West's Illawarra Aquatic
Teneale Houghton	Liverpool	Kimberley Beaton	Wingham
Nicole Miro	Menai	Robert Stott	Woy Woy
Troy Puttergill	Mingara Aquatic		







## STATE TEAMS SHORT COURSE CHAMPIONSHIPS

The 2014 State Short Course Championships was again held at the Australian Institute of Sport in Canberra from 26th – 28th September. The NSW team consisted of 40 talented swimmers and 8 coaches. John Bladon was the Head Coach along with Jen Noel as Head Manager, Chris Myers as Team Manager.

NSW put up a strong fight across the 4 sessions of competition. Matthew Wilson was awarded the 14/15 Years Male Swimmer of the Meet and the boys 14/15 years claimed the Champion Male Team for that age category.

13/14 GIRLS		15/16 GIRLS	
Athletes	Club	Athletes	Club
Katie Strachan	Abbotsleigh	Brittany Barnes	Carlile
Natasha Ramsden	Abbotsleigh	Emily Steer	Cherrybrook Carlile
Rand Youssef	Breakers	Monique Rae	Cranbrook Eastern Edge
Rachael Robinson	Campbelltown	Abbey Harkin	Ravenswood
Sienna McDonald	Castle Hill RSL	Chloe Yoo	SOPAC
Francesca Fitzhenry	COSAC	Vivianne Zhu	SPLC
Sarah Siqueira	SOPAC	Rachael Wood	The Hills
Brooke Peterson	The Hills	Deborah To	Trinity Grammar
Rebekah Sefton	The Hills	Emma Gillingham	Tuggeranong
Courtney Taylor	Tuggeranong	Bec Cross	Tuggeranong
14/15 BOYS		16/17 BOYS	
Athletes	Club	Athletes	Club
Nathan Robinson	Auburn	Vincent Dai	Cherrybrook Carlile
Nathan Zhu	Breakers	Ryan Leonard	Hunter
Leon MacAlister	Carlile	Jackson Savage	QTS
Zachary Attard	Cherrybrook Carlile	Jayke Small	Ravenswood
William Yang	Knox Pymble	Cameron Slaughter	Ripples St Marys
Matthew Wilson	SOPAC	Caleb Hansford	SOPAC
Christopher Hoare	Trinity Grammar	Hayden Hinds-Sydenham	SOPAC
Liam Brodrick	Tuggeranong	Alston Jeroff	Trinity Grammar
David Allen	Tuggeranong	Joshua Simat	Trinity Grammar
Callum Lowe Griffiths	Willoughby	Matthew Pender	West Wallsend Indoor





## STATE TEAMS SHORT COURSE CHAMPIONSHIPS

<b>Head Coach</b>	John Bladon
<b>Coaches</b>	Leanne Speechley
	Clinton Camilleri
	Angelo Basalo
	David Murphy
	Adam Kable
	Steve Goodier
	Greg McWhirter
	Colman Wong
<b>Head Manager</b>	Jen Noel
<b>Manager</b>	Chris Myers
<b>Physiotherapist</b>	Rob Mullard
<b>Staff</b>	Narelle Duggan
<b>Point Score</b>	
QLD	2,108
NSW	1,756
VIC	1,529.5



## EMERGING ATHLETE PROGRAM (ETS)

Emerging Talent Squad Open	
<b>Athletes</b>	<b>Club</b>
Jordan White	Cranbrook Eastern Edge
James Stacey	Lane Cove
Kieran Qaium	Sydney University
Andrew Abood	Sydney University
Hayley Abood	Sydney University
Nicole Mee	Sydney University





## EMERGING TALENT SQUAD - AGE

The Emerging Talent Squad first participated in the team induction weekend in June. The weekend enabled the ETS coaches under the guidance of the squad's Head Coach Greg Towle and in attendance was Swimming Australia's Pathway Manager Jamie Salter to take the athletes through the Swimming Australia National Testing Protocols. The protocols have been set to enable us to begin benchmarking and graphing our emerging athletes against athletes achieving similar success nationally.

The squad attended the ETS camp in December on the Gold Coast at The Southport School (TSS). The week long camp enabled the athletes to again complete the land based and aquatic based testing protocols in addition to some performance analysis, stroke work and skills works lead by our impressive squad coaches and assisted by the committed NSWIS team.

A sincere thank you is extended to the athletes, coaches and staff who contributed to making this a valuable week of development for all involved.

Congratulations to all of the swimmers and coaches selected for this squad.

Athletes	Club	Athletes	Club	Athletes	Club
Natasha Ramsden	Abbotsleigh	Vincent Dai	Cherrybrook Carlile	Matthew Wilson	SOPAC
Finn O'Connor	Auburn	Francesca Fitzhenry	COSAC	Ryan Roche	The Hills
Joachim Bardrum	Auburn	Ethan Dorrian	Dapto	Alston Jeroff	Trinity Grammar
Nathan Robinson	Auburn	Patrick Walsh	Galston	Deborah To	Trinity Grammar
Nathan Zhu	Breakers	David Allen	Ginninderra	James Traiforos	Trinity Grammar
Rachael Robinson	Campbelltown	Cassidy Matterson	KPD	Joshua Simat	Trinity Grammar
Bonnie Zhang	Canberra	Bradley Woodward	Mingara Aquatic	Breana Gilroy	Tuggeranong Vikings
Callum Sherrington	Carlile	Edward Marks	MLC Marlins	Courtney Taylor	Tuggeranong Vikings
Emily Washer	Carlile	James Hanson	QT	Emma Gillingham	Tuggeranong Vikings
Leon MacAlister	Carlile	Emily Waddington	Ravenswood	Rebecca Cross	Tuggeranong Vikings
Nick Jennens	Carlile	Jesse Goodyear	Sans Souci Sea Devils	Jacob Sansom	West Wallsend Indoor
Sienna McDonald	Castle Hill RSL	Hayden Hinds-Sydenham	SOPAC	Matthew Pender	West Wallsend Indoor
Angus Hannan	Cherrybrook Carlile	Hayley Anschau	SOPAC	Lucas Anderson	Willoughby
Zachary Attard	Cherrybrook Carlile	Jacob Hansford	SOPAC		





## SWIMMING AUSTRALIA TALENT ID PROGRAM

Swimming Australia in conjunction with the appointed State mentor coaches selected emerging athletes from the various state Emerging Talent Squads to participate in a testing and training camp in September at the Australian Institute of Sport in Canberra.

The following athletes and coaches represented NSW at the camp;

Athletes	Club	Coaches	Club
Leon MacAlister	Carlile	Greg Towle	NSW ETS Head Coach
Ethan Dorrian	Dapto	Adam Kable	SOPAC
Emily Waddington	Ravenswood	David Murphy	Tuggeranong Vikings
Hayden Hinds-Sydenham	SOPAC	Mitch Falvey	Ravenswood
Joshua Simat	Trinity Grammar		
Bec Cross	Tuggeranong Vikings	<b>Team Manager</b>	Narelle Duggan
Breana Gilroy	Tuggeranong Vikings		





# Swimming NSW Development Report

## NATIONAL TEAMS JUNIOR/YOUTH/ INTERNATIONAL COMPETITION

### 2014 WORLD SHORT COURSE CHAMPIONSHIPS

Athlete	Club
Matthew Abood	Sydney University

### 2014 OCEANIA CHAMPIONSHIPS

Athletes	Club
Jake Baggaley	Trinity Grammar
Joachim Bardrum	Auburn
Ami Matsuo	Carlile
Lucy McJannett	Bayside
Coaches	
Greg McWhirter	Cherrybrook Carlile
Justin Rothwell	Carlile

## 2014 JUNIOR PAN PACIFIC GAMES

Athletes	Club
Jake Baggaley	Trinity Grammar
Joachim Bardrum	Auburn
Vincent Dai	Cherrybrook Carlile
Jacob Hansford	Sydney University
Matthew Wilson	SOPAC
Meg Bailey	Hunter
Abbey Harkin	Ravenswood
Lucy McJannett	Bayside
Monique Rae	Cranbrook Eastern Edge
Sophie Taylor	Ryde Carlile
Coaches	
Matthew Brown	Trinity Grammar
Josh Stern	Bayside







# Swimming NSW Development Report

## 2014 YOUTH OLYMPIC GAMES TEAM

Athlete	Club
Ami Matsuo	Carlile

## 2014 AUSTRALIA A

Athletes	Club
Matthew Abood	Sydney University
Kurt Herzog	SOPAC
Nathaniel Romeo	Sydney University
Marieke D'Cruz	SOPAC
Melissa Mitchell	Sydney University
Coaches	
Grant Stoelwinder	Sydney University
Manager	
Matthew Adair	

## 2014 PAN PACIFIC CHAMPIONSHIPS

Athletes	Club
James Magnussen	SOPAC
David McKeon	Wests Illawarra Aquatic
Jarrod Poort	Wests Illawarra Aquatic
Kenneth To	Trinity Grammar
Daniel Tranter	SOPAC
Ben Treffers	Burley Griffin
Jessica Ashwood	SOPAC
Emma McKeon	Wests Illawarra Aquatic
Matthew Abood	Sydney University
Head Coach	Ron McKeon
Coach	Brant Best
Strength and Conditioning	Stephen Smith

## 2014 PARA PAN PACIFIC CHAMPIONSHIPS

Athletes	Club
Richard Elliason	Ginninderra
Mitchell Kilduff	Hurstville Aquatic
Matthew Levy	Cranbrook Eastern Edge
Andrew Pasterfield	Cranbrook Eastern Edge
Sean Russo	Hurstville Aquatic
Reagan Wickens	SLC Aquadot
Ashleigh Cockburn	Ginninderra
Taylor Corry	Nelson Bay
Maddison Elliott	Novocastrian
Jacqueline Freney	Richmond Valley
Coaches	
Angelo Basalo	Cranbrook Eastern Edge

## 2014 COMMONWEALTH GAMES

Athletes	Club
Joshua Alford	Tuggeranong Vikings
Jayden Hadler	SOPAC
Mitchell Kilduff	Hurstville Aquatic
James Magnussen	SOPAC
David McKeon	Wests Illawarra Aquatic
Kenneth To	Trinity Grammar
Daniel Tranter	SOPAC
Ben Treffers	Burley Griffin
Jessica Ashwood	SOPAC
Laura Crockhart	Ryde Carlile
Maddison Elliott	Novocastrian
Jacqueline Freney	Richmond Valley
Emma McKeon	Wests Illawarra Aquatic





## 2014 2014 BHP BILTON AQUATIC SERIES

Athletes	Club
James Magnussen	SOPAC
David McKeon	West's Illawarra Aquatic
Kenneth To	Trinity Grammar
Daniel Tranter	SOPAC
Ben Treffers	Burley Griffin
Jessica Ashwood	SOPAC
Emma McKeon	West's Illawarra Aquatic
Coaches	Ron McKeon

## JUNIOR EXCELLENCE AND YOUTH PERFORMANCE SQUAD

New South Wales achieved great success again this year in the Junior Excellence and Youth Performance Squad National Participation Programs. The Junior Excellence program awarded many athletes with Junior Excellence packs to recognise their ongoing effort and dedication. New South Wales had 3 Clubs recognised in the Top 10 National JX Club Rankings. Congratulations to Carlile, Knox Pymble and AquaBlitz Toongabbie.

Almost 900 athletes were recognised and awarded with Youth Performance Squad packs.

## NSW COACH DEVELOPMENT FRAMEWORK

The NSW Coach Development Framework continued to grow and develop this year. The program offers NSW coaches with ongoing educational and development opportunities in the form of workshops, presentations and area scholarships.

# Audit & Risk Committee Report

**Mark Payne, Chairperson**

## Function of the Committee

The Audit & Risk Committee has been established by the Board under Clause 30.1 of the Constitution of Swimming NSW. The charter of the Committee is set out in By-law 22. The principal functions of the Committee are to review and provide advice to the Board about –

- ✓ Financial reporting processes, outputs and application of accounting policies
- ✓ Risk management practices and the status of risk
- ✓ The adequacy of the organisation's system of internal controls
- ✓ The appointment of the external auditor and the undertaking of the audit
- ✓ Business policies and practices
- ✓ Work health and safety policies and practices
- ✓ Protection of the organisation's assets

## Members of the Committee

The Committee comprises 2 directors appointed by the Board, up to 4 other persons appointed by the Board with appropriate financial and business sets, and the Chief Executive Officer.

## Work of the Committee

The main tasks undertaken by the Committee during 2014-2015 were as follows –

- ✓ Review of the monthly management accounts, and reporting to the Board about those accounts. The Committee uses a “dashboard” style of reporting on the monthly management accounts to assist the Board in identifying the key issues for discussion. Pleasingly, the financial result for 2014-2015 was ahead of budget and will be a surplus. The achievement of surpluses is important for ensuring the financial sustainability of the organisation.

- ✓ Overseeing the process for the preparation of the financial accounts for 2014-2015 and the audit of those accounts.
- ✓ Overseeing the process of the preparation of the budget of the organisation for 2015-2016, and providing advice to the Board.
- ✓ Ongoing monitoring of the performance of the Speedo Shop at SOPAC.
- ✓ Receiving reports at each meeting about work health and safety and monitoring compliance with the Board's work health and safety policies.
- ✓ Periodic review of the strategic risks and operational risks of the organisation, and the effectiveness of risk management policies and mitigation strategies.
- ✓ Reviewing the terms of the insurance policies for 2014-2015.
- ✓ Review of Board policies, including conflicts of interest, delegations of authority, emergency and evacuation, Board and staff gift policy, corporate gifts and hospitality policy, financial policies and procedures.

The Committee has an annual work plan to assist it in its work.

## Conclusion

The Committee undertakes an important role in assisting the Board in its governance of the organisation. As ever, the members of the Committee have been committed and diligent in their work, and the Board is thankful for their continued willingness to serve the organisation in this important way.

Mark Heathcote and Michelle Boon have facilitated the work of the Committee in a diligent and professional manner, and the Committee is thankful for their service.

# Audit & Risk Committee Report

Mark Payne, Chairperson

	Monthly Meeting Attendance April 2014–July 2014 (3 meetings)	Monthly Meeting Attendance August 2014–March 2015 (5 meetings)
<b>Mark Payne, Chairperson</b>	3	5
Graham Towle	3	N/A
David Goff	3	5
Bill Ford	2	2
Philip Speet	2	5
David Kennedy	3	4





# Technical Swimming

## Committee Report

### Graeme Field, Chairperson

It is with much pleasure that the Swimming NSW Technical Swimming Committee submits its Annual Report covering activities during the 2014/15 year.

To ensure a more strategic focus, towards the end of 2014 the Board combined the Technical Open Water Swimming and Technical Swimming committees. The new Technical Swimming Committee met for the first time in December 2014. The TSC welcomed the appointment of Bill Ford to the Committee. The Committee also welcomed Chris Hayes in September 2014. On behalf of the TSC, I must acknowledge the work of Jann Fathers, John Skene OAM, Graham Taylor and Matt Neale. Thank you also to Brian Hosford, Al Koh, Leo Repeti, Sarah Maguire and Greg Towle who had served on the Technical Open Water Swimming Committee.

It has been another busy year for all members of the Committee re-writing existing policies and procedures to reflect the new Committee's role and structure. The Committee is also working to develop a transparent "Pathways" document from "grass roots" to FINA level officiating. Thank you to Ben Ramsden from Abbotsleigh Swimming Club who has helped the TSC formulate this document.

The Technical Officials Forum was held on 27 July 2014. Topics presented included Pool Deck Protocols, Marshalling, FINA Rule Changes and a presentation from the Technical Open Water Swimming Committee. A special thank you to International Rugby Referee James Leckie who entertained the audience with his experiences. Planning is already well underway for the 2015 Forum.

The Annual Awards dinner was also held in July to coincide with the Forum. Congratulations to the following recipients on their achievements –

<b>Technical Official of the Year</b>	Chris Anschau
<b>ATSC of the Year</b>	Jennie Riley (Swimming North Coast)
<b>Berry Richards Encouragement Award</b>	Terina Pepper
<b>Services to Officiating</b>	Gloria Wiegmann
<b>Appreciation Award</b>	David Matthews
<b>Open Water Technical Official of the Year</b>	John Rohloff

Late last year, John Rohloff was selected to participate in the 2015 National Officiating Scholarship Programme which is run by the Australian Institute of Sport and aims to assist in the development of Technical Officials. John was also recently appointed to FINAL List 11 as an Open Water Referee. A warm congratulations to John.

Over the last 12 months, the TSC has made a number of submissions to the Board which were approved –

- ✓ The allocation of Club provided Timekeepers at SNSW Meets – the top 10 clubs, based on the number of swimmers entered, are now required to provide 2 Timekeepers per session;
- ✓ Changes to SW11.3 due to the introduction of the Quantum Timing system at SOPAC – the changes to the Rule now gives the Meet Director and the Referee the authority to use either the average of two times or the slowest time;
- ✓ Infraction Cards – following a review of all Infraction Cards written during the 2014 winter season, approval was given to change from the current SNSW Infraction Card to the simpler SAL type Infraction Card, once existing stocks have been depleted.

**"The Committee is also working to develop a transparent "Pathways" document from "grass roots" to FINA level officiating. "**

# Technical Swimming

## Committee Report

### Graeme Field, Chairperson

Over the last year the TSC has reviewed and updated the Training Notes and Exercises for Timekeeper and Chief Timekeeper; Marshal; Check Starter; and Recorder. Work is continuing on the rewrite of the Referee and Finish Judge notes and exercises.

Also during 2014, FINA approved a number of changes to the Swimming Rules and Open Swimming Rules. Following a submission, the Board approved these changes and a summary was emailed to all Technical Officials. In December 2014, the relevant SNSW Rules were changed accordingly as were a number of changes to the SNSW Multi Class Rules.

To improve communication between the TSC and Technical Officials, the first TSC Newsletter was produced and distributed in February 2015. The Newsletter highlights key TSC activities, upcoming events and rule changes. The Newsletter is currently produced every two months.

Country Regional Meets in January were again attended by Committee members. The meets provided an opportunity for training, assessments and discussions on protocols and the new Swimming Rules. Thank you to all those involved and for the hospitality shown to the TSC members.

It was pleasing to see the number of people undertaking training and assessments during the year. The results of successful assessments are as follows –

<b>General Principals</b>	94	<b>Inspector of Turns</b>	14
<b>Starter</b>	65	<b>Judge of Strokes</b>	20
<b>Check Starter</b>	84	<b>Recorder</b>	25
<b>Marshal (C of C)</b>	73	<b>Referee</b>	6
<b>Timekeeper</b>	179	<b>Finish Judge</b>	2
<b>Chief Timekeeper</b>	52	<b>TOTAL</b>	<b>614</b>

Technical Officials were once again sent to the Swimming Australia 2014 State Team Age Short Course Technical Development Workshop in Canberra. Congratulations to the Officials from NSW who were selected to attend. The attendees have reported that they received valuable information from the presenters and proved to be an excellent development opportunity to work alongside Technical Officials from other States. Thanks you to SNSW and SAL for their continuing support of this program.

In closing, the Technical Swimming Committee would like to thank:

- ✓ the Technical Officials who continue to provide their time and expertise to assist at many State, National and International meets, as well as the various other meets held throughout the year,
- ✓ the volunteers that have been assisting us at SOPAC meets,
- ✓ the ATSC Coordinators and the members of their Committees whose demanding work ensures the successes of Swimming NSW Technical Officials,
- ✓ Cherry Smith, for her work as our Secretary, and
- ✓ the Swimming NSW CEO, Mark Heathcote and Board of Directors for their ongoing support.

# Technical Swimming Committee Report

Graeme Field, Chairperson

	Monthly Meeting Attendance April 2014-July 2014 (4 meetings)	Monthly Meeting Attendance August 2014-March 2015 (7 meetings)
<b>Graeme Field, Chairperson (appointed 3/12/14)</b>	3	6
Janelle Barnett, Board Representative	4	4
Jann Fathers, Chairperson (resigned 3/12/14)	3	3
John Skene OAM	3	4
John Hart	3	7
Graham Taylor	2	4
Faye Lewis	3	6
Matt Neale	4	N/A
Jose Jalvo	4	7
John Williams	4	7
Bill Ford	N/A	1
Chris Hayes	N/A	7





# Competitions Committee Report

## Neil Rogers, Chairperson

The Swimming NSW Competitions Committee is committed to the ongoing review of Swimming NSW events to ensure the development of the NSW event structure, in line with national events. The result has again seen outstanding participation across Swimming NSW Championships. This is a tribute to the continued hard work of coaches and athletes, indicating that they are well-prepared for the NSW Championships. The Committee has continued to review the qualifying standards at NSW Championship events.

The event structure of the NSW Championships has remained stable for the 2014-15 season. The NSW State Age Championships was a huge success, following on from last season. Over the season we have seen a steady increase in the numbers of athletes competing at NSW Championships, further indicating the tremendous effort our coaches are doing to prepare our athlete for key NSW events. Aligning the NSW program with the Australian Age Championships ensures that our swimmers are receiving the best possible preparation for the National Championships.

The Annual Point Score Banner was hotly contested again this year. This is a prestigious award for clubs to compete for throughout the season, with the emphasis on all club swimmers participating and gaining points to contribute to their club's overall tally.

The NSW Open Championships was again our feature swimming event of the summer season and was an outstanding success, due to the timing of the events, as coaches and athletes were looking for high quality competition in the lead up to the Australian Open Championships (World Championship Trials). As a result, a big contingent of interstate swimmers competed at the Championships. Our NSW swimmers can only benefit from this standard of competition, having to race hard and fast to gain places in finals

Swimming NSW again held its National Prep Meet in March, with the aim of providing swimmers with the opportunity to qualify for and prepare for the upcoming National Open and Age Championships. The program was revamped from the previous year and the meet structure allowed both coaches and athletes flexibility in their approach, which resulted in some very successful performances.

The Committee continues to develop a long term calendar in consultation with Swimming Australia and ascta NSW to ensure there is a consistent and reliable event calendar in place and are looking at providing high quality competition on a regular basis across the season. The calendar allows coaches and athletes to effectively plan their training programs while targeting specific Championship events. A discussion paper regarding to the timing of Swimming Australia events has been distributed to State Associations and will provide for robust conversations relating to the timing of Swimming NSW events.

As always, input from Swimming NSW members and coaches is vital to ensure the Committee is providing the best programs and competition for all swimmers.



# Competitions Committee Report

Neil Rogers, Chairperson

	Monthly Meeting Attendance April 2014 - July 2014 (2 meetings)	Monthly Meeting Attendance August 2014-March 2015 (3 meetings)
<b>Neil Rogers, Chairperson</b>	2	2
John Bladon	2	1
Greg Morrison	1	3
Leo Repeti (Open Water Representative)	1	N/A
Peter Reinhard	2	N/A
Gloria Wiegmann Board Representative (appointed 27/07/13)	1	N/A
Suzanne Bergerson Board Representative (resigned 27/07/13)	N/A	3
Gavin Stewart ascta Representative	2	3
Chris Anschau	N/A	2
Graham Taylor	N/A	1
Jennifer Noel	N/A	1
David Ryan	N/A	1



# Projects & Membership

## Committee Report

### Jacqui Gilbert, Chairperson

This year the Projects and Membership Committee continued to deliver current and successful activities as well as developing new ideas and strategies.

A key focus this year was the continuation of working towards objectives outlined in the Committee's Annual Plan which grouped together all of the Committee's various activities into one central document under the headings outlined in the Committee's Charter document. The Committee is looking forward to presenting some of these new projects to the members in the coming months.

Unfortunately the Committee was not able to run the annual Parent & Swimmer Seminar this year due to only a small number of tickets being sold. In light of this, the Committee reviewed the Seminar in full and decided to rest the initiative for a period of time and concentrate on delivery smaller scale Parent/ Swimmer Breakfasts at the State Age, Metropolitan and County Championships. Various professionals presented on key topics throughout the year relating to eating healthy and preparing for competition as well as sports psychology.

The Committee would like to thank Swimming NSW staff member Janine Walker for her dedication and support throughout the year as well as Helen Deas, Swimming NSW Director, for her guidance and valuable insights which drove our annual plan. Furthermore, the encouragement and leadership of the Swimming NSW Board, including President, Graham Towle, demonstrated to the committee that we have continually achieved the goals and again we thank them for their commitment.

The Committee has recently embarked on a project to review all of the Swimming NSW educational publications to ensure they are still relevant and informative for Clubs and Members. It is expected that these updated documents will be available in the coming months. The Committee is also looking to create more online content for the Swimming NSW website with a specific focus of providing both educational and entertaining information for swimmers and parents alike.

I would also like to personally thank each committee member; Paul Auglys, Marieke D'Cruz, Graham Taylor, Adam Kable, Jessica Heaslip, Douglas Beggs and Peter Reinhard for their professional and passionate approach to their duties over the past year. Some of these people have decided not to continue on the Committee this year, so I would like to encourage new people to nominate for this Committee to help deliver initiatives for Swimming NSW members.

As noted above our focus of the year ahead will be to deliver on a number of projects outlined in our Annual Plan with view to providing additional activities for our existing members as well as driving new members to our sport. The Committee, as always welcomes new ideas and input to ensure that Swimming NSW strives to be the premier swimming state in Australia.





# Projects & Membership

## Committee Report

Jacqui Gilbert, Chairperson

	Monthly Meeting Attendance April 2014-July 2014 (3 meetings)	Monthly Meeting Attendance August 2014- March 2015 (1 meeting)
<b>Jacqui Gilbert, Chairperson</b>	3	1
Graham Taylor	3	1
Adam Kable	-	N/A
Jessica Heaslip	1	N/A
Peter Reinhard	1	N/A
Paul Auglys	3	N/A
Marieke D'Cruz	2	N/A
Douglas Beggs	N/A	1
Helen Deas, Board Representative	3	1



A photograph of several swimmers in starting blocks, ready for a race. The swimmer in the foreground is wearing an orange cap and is in a crouched position. The text 'Swimming NSW Championship Summary' is overlaid in a large, brown, serif font.

# Swimming NSW Championship Summary

Throughout 2014 - 2015 year Swimming NSW held over 30 Championships and Meets at the Sydney Olympic Park Aquatic Centre.

Our events continue to be the showcase for our sport and this year we experienced increased levels of participation in all of our events.

The Swimming NSW Competitions Committee continues to review the Meet Calendar for both the Summer and Winter seasons to ensure there is suitable competition for both age and open level athletes. The Committee also continues to monitor the effectiveness of the meet programs and qualifying times. It is pleasing to see increased participation levels each year despite the review of the qualifying times as this demonstrates that our coaches and swimmers are rising to the challenge and continuing to improve.

There also continues to be a large number of State and Meet Records broken at each meet, which indicates the quality of swimming at our meets continues to be fast and competitive. Swimming NSW is constantly looking at ways that we can improve the meet experience for our participants and stakeholders and each year we aim to introduce new aspects to ensure that our events remain the best in Australia.





# Swimming NSW Championship Summary

SWIMMING NSW MEET	TEAMS	COMPETITORS	ENTRIES
<b>Winter Season 2014</b>			
State Open Short Course	94	653	1889
Metropolitan Short Course	70	1063	3810
Country Short Course	79	733	2994
State Age Short Course	126	1455	4368
Development	12	570	2254
<b>Summer Season 2014/ 2015</b>			
Metropolitan	74	1115	4202
Open Water	76	347	404
Country Regional Lightning Ridge	26	153	1091
Country Regional Queanbeyan	57	327	1745
Country Regional Taree	56	347	2074
State Age 10 - 12 Years	127	1215	2007
State Age 13 - 18 Years	148	1277	4791
Country	102	1084	4439
Speedo Sprint Finals	12	895	2124
State Open	150	936	3276
National Qualifying Meet	90	611	1712
<b>TOTAL</b>	<b>1299</b>	<b>12781</b>	<b>43163</b>



# Swimming New South Wales Limited

ABN 69 111 987 430

Financial Report  
for the year ended 31 March 2015

## Directors' Report

The directors submit the financial report of Swimming New South Wales Limited (the Group) for the financial year ended 31 March 2015.

### DIRECTORS

The names and details of directors throughout the year and at the date of this report are:

**Mr Graham Towle**, *B Bus, Dip LO Admin, FCPA, Management & Tax Consultant (semi-retired), President.*

**Mr Pat Tring**, *Telecommunications Technical Officer (retired)*

**Mr David Goff**, *CPA, MBA, JP, Manager, NSW public sector (retired)* (Appointed 26/7/14)

**Mrs Suzanne Bergersen**, *M Ed, Admin, College Director TAFE (retired).*

**Mrs Lynn Elliott**, *Accredited Silver Licence coach, Professional Swimming Coach, Vice President ascta (National), Senior Swimming Coach, Pymble Ladies College*

**Mrs Gloria Wiegmann**, *Administrator (Resigned 26/7/14)*

**Mr Mark Payne**, *B Ec, LL.M, Grad Dip Appl Finance & Investment, Chief Executive Officer, Sydney Diocesan Secretariat*

**Mrs Janelle Barnett**, *Office Administration, Payroll Manager, Accredited Level 3 Swimming Referee*

**Ms Helen Deas**, *EMPA, MLshipMgt (Policing), DSocSc, B.Policing (honest), JP, GAFCD, Manager, NSW Public Sector*

**Mr Chris Myers**, *Accredited Silver Licence coach, Professional Swimming Coach, President asctaNSW, Head Coach, Ascham School, asctaNSW representative (Resigned 23/1/15)*

**Mr John Bladen**, *B.Sp.Sc, Accredited Silver Licence coach, President asctaNSW, Head of Aquatics, Knox Grammar School, asctaNSW representative (Appointed 23/1/15)*

## Directors' Report (continued)

### DIRECTORS' MEETINGS

The number of meetings of directors (including meetings of committees) held during the year and the numbers of meetings attended by each director were as follows:

	Directors' Meetings	Audit & Risk	Meetings of Committees				Projects & Membership
			Technical Open Water Swimming	Technical Swimming	Competition		
<b>Number of Meetings Held:</b>	12	8	4	11	5		4
<b>Number of Meetings Attended:</b>							
Mrs Suzanne Bergersen	11	-	1	-	3		-
Mr David Goff	8	8	-	-	-		-
Mr Chris Myers	7	-	-	-	-		-
Mrs Lynn Elliott	9	-	-	-	-		-
Mr Pat Troy	12	1	-	3	-		-
Mrs Gloria Wiegman	4	-	-	-	1		-
Mr John Bladen	3	-	-	-	-		-
Mrs Helen Dews	10	-	-	-	-		4
Mr Graham Towle	10	7	2	4	2		-
Mr Mark Payne	8	8	-	-	-		-
Mrs Janelle Bassett	9	-	-	8	-		-

### CORPORATE INFORMATION

Swimming New South Wales Limited is a company limited by guarantee and domiciled in Australia. The registered office and principal place of business of the company is: Unit 29, 11-21 Underwood Road, Hornbush, NSW, 2140.

### PRINCIPAL ACTIVITIES

The principal activities of the company during the financial year were:

- To administer, promote and develop the sport of swimming;
- To conduct various swimming championships; and
- To operate a retail outlet for the sale of swimwear and accessories.

### SHORT TERM OBJECTIVES

The company's short term objectives are to:

- Actively grow participation in the sport of swimming;
- Ensure access to water space is optimised for both learn to swim and the sport of swimming;
- Educate, develop and support our coaches;
- Deliver competition and recreational events to the highest standard; and
- Provide a safe, inclusive and respectful environment for all members.



## Directors' Report (continued)

### LONG TERM OBJECTIVES

The company's long term objectives are to:

- Provide a robust support network for Clubs and Areas to allow them to grow and achieve their objectives;
- Deliver a world class Athlete Development Program sustained improvement for our swimmers at State, National and International competitions;
- Develop our volunteers to the highest standards nationally and retain them in the sport; and
- Develop partnerships that strengthen the value of the swimming brand and grow our sport in NSW.

### STRATEGY FOR ACHIEVING THE OBJECTIVES

To achieve these objectives, the company has adopted the following strategies:

- Develop a value proposition that will attract and retain members in our sport;
- Provide greater support to Clubs and Areas through well resourced programs and initiatives;
- Continue to build relationships with aquatic space providers to maximise the space available to swimming;
- Play an active role in the development of swimmers from their first inter-club competition through to international level;
- Provide educational opportunities and environmental support for all levels of coaches;
- Leadership in competition planning and the delivery of swimming events;
- Reduce the barriers for volunteers to participate in our sport;
- Promote, develop and implement our Child and Member Welfare Policies to protect the participants of our sport; and
- Embrace technology to innovate and maximise delivery in events, administration and communication.

### SIGNIFICANT CHANGES

There were no significant changes in the state of affairs during the financial year.

### MEMBERSHIP

Swimming New South Wales Limited is an entity limited by guarantee and without share capital. Member liability is limited to \$1 for payment of debts and liabilities of the company, should the company be wound up.

The number of members as at 31 March 2015 is 31,418 (2014: 30,724).

### EMPLOYEES

The company employed 15 full-time employees as at 31 March 2015 (2014: 14).

### DIVIDENDS

The company is a not for profit organisation and is prevented by its constitution from paying dividends.

## Directors' Report (continued)

### OPERATING RESULTS

The net profit from ordinary activities for the consolidated entity amounted to \$50,056 (2014: \$44,141).

The company's financial performance objective is to generate an annual financial return that sustains the business.

### SIGNIFICANT EVENTS AFTER THE BALANCE DATE

There have been no significant events occurring after balance date which may affect either the entity's operations or results of those operations or the entity's state of affairs.

### LIKELY DEVELOPMENTS AND EXPECTED RESULTS

The directors do not anticipate any particular development in the operations of the entity which will affect the result in subsequent years.

### INDEMNIFICATION AND INSURANCE OF DIRECTORS

As outlined in the Swimming New South Wales Limited constitution, the entity shall indemnify its directors and employees against all damages and costs, including legal costs, for which any such director may be or become liable to any third party in consequence of any act or omission except wilful misconduct:

- in the case of a director, performed or made whilst acting on behalf of and with the authority, express or implied of the entity; and
- in the case of an employee, performed or made in the course of, and within the scope of his employment by the entity.

The management liability insurance policy taken out by the entity provides a limit of \$5,000,000 with an excess of up to \$2,500 for each claim. The cost of the policy was \$11,524 (2014: \$12,573).

### INDEMNIFICATION OF AUDITORS

To the extent permitted by law, Swimming New South Wales has agreed to indemnify its auditors, Ernst & Young, as part of the terms of its audit engagement against claims by third parties arising from the audit (for an unspecified amount). No payment has been made to indemnify Ernst & Young during the financial year or since the financial year end.

### ENVIRONMENTAL REGULATIONS AND PERFORMANCE

The company is not subject to any particular or significant environmental regulation.

## Directors' Report (continued)

### AUDIT INDEPENDENCE AND NON-AUDIT SERVICES

The directors have received a declaration from the auditor of Swimming New South Wales Limited which can be found on page 65.

Signed in accordance with a resolution of the Board of Directors.



G. Towle  
Director



M. Payne  
Director

Sydney  
Dated 2 June 2015



## Statement of Comprehensive Income

FOR THE YEAR ENDED 31 MARCH 2015	Notes	Consolidated Entity	
		2015	2014
		\$	\$
<b>Revenue</b>			
Operating activities	3(i)	3,223,115	3,067,307
Non-operating activities	3(ii)	43,921	49,998
Total revenue	3	3,267,036	3,117,305
Cost of sales		592,841	579,118
Operating expenses		1,568,212	1,536,598
Employee benefits		1,008,612	902,871
Depreciation	4	50,315	54,577
Total expenses		3,216,980	3,073,164
Net surplus for the year		50,056	44,141
Other comprehensive income		-	-
Total comprehensive income for the year		50,056	44,141

The above Statement of Comprehensive Income should be read in conjunction with the accompanying notes.

## Statement of Financial Position

AS AT 31 MARCH 2015	Notes	Consolidated Entity	
		2015	2014
		\$	\$
<b>CURRENT ASSETS</b>			
Cash at bank and on hand	5	1,145,363	841,720
Investments	6	773,363	755,363
Receivables	7	324,657	341,445
Inventories	8	142,180	182,174
<b>TOTAL CURRENT ASSETS</b>		<b>2,385,563</b>	<b>2,120,702</b>
<b>NON-CURRENT ASSETS</b>			
Property, plant and equipment	9	825,307	861,072
<b>TOTAL NON-CURRENT ASSETS</b>		<b>825,307</b>	<b>861,072</b>
<b>TOTAL ASSETS</b>		<b>3,210,870</b>	<b>2,981,774</b>
<b>CURRENT LIABILITIES</b>			
Creditors	10	993,907	853,618
Provisions	11	105,869	85,496
<b>TOTAL CURRENT LIABILITIES</b>		<b>1,099,776</b>	<b>939,114</b>
<b>NON-CURRENT LIABILITIES</b>			
Provisions	11	62,328	43,950
<b>TOTAL NON-CURRENT LIABILITIES</b>		<b>62,328</b>	<b>43,950</b>
<b>TOTAL LIABILITIES</b>		<b>1,162,104</b>	<b>983,064</b>
<b>NET ASSETS</b>		<b>2,048,766</b>	<b>1,998,710</b>
<b>ACCUMULATED FUNDS</b>			
Opening balance		1,998,710	1,954,569
Net surplus for the year		50,056	44,141
<b>TOTAL ACCUMULATED FUNDS</b>		<b>2,048,766</b>	<b>1,998,710</b>

The above Statement of Financial Position should be read in conjunction with the accompanying notes.

## Statement of Cash Flows

FOR THE YEAR ENDED 31 MARCH 2015	Notes	Consolidated Entity	
		2015	2014
		\$	\$
<b>CASH FLOWS FROM OPERATING ACTIVITIES</b>			
Receipts from members, customers, sponsors and government		3,418,744	3,118,254
Payments to suppliers and employees		(3,126,471)	(3,063,890)
<b>NET CASH FLOWS FROM OPERATING ACTIVITIES</b>	<b>5</b>	<b>292,273</b>	<b>54,364</b>
<b>CASH FLOWS FROM INVESTING ACTIVITIES</b>			
Payments for property, plant and equipment		(14,551)	(21,717)
Interest received		43,021	40,998
Payments for investments		(18,000)	(5,363)
<b>NET CASH FLOWS FROM INVESTING ACTIVITIES</b>		<b>11,370</b>	<b>22,918</b>
<b>NET INCREASE IN CASH HELD</b>		<b>303,643</b>	<b>77,282</b>
Add opening cash brought forward		841,720	764,438
<b>CLOSING CASH CARRIED FORWARD</b>	<b>5</b>	<b>1,145,363</b>	<b>841,720</b>

The above Statement of Cash Flows should be read in conjunction with the accompanying notes.



## Statement of Changes in Equity

For the year ended 31 March 2015

Group

	<i>Retained earnings</i>	<i>Total members' funds</i>
	\$	\$
<b>At 31 March 2013</b>	1,954,509	1,954,509
Surplus for the year	44,141	44,141
Other comprehensive income	-	-
<b>Total Comprehensive Income as at 31 March 2014</b>	<b>1,998,710</b>	<b>1,998,710</b>
<b>At 31 March 2014</b>	1,998,710	1,998,710
Surplus for the year	50,056	50,056
Other comprehensive income	-	-
<b>Total Comprehensive Income as at 31 March 2015</b>	<b>2,048,766</b>	<b>2,048,766</b>

The above Statement of Changes in Equity should be read in conjunction with the accompanying notes.

## Notes to the Financial Statements

FOR THE YEAR ENDED 31 MARCH 2015

### 1. CORPORATE INFORMATION

The financial report of Swimming New South Wales Limited (the "Group") for the year ended 31 March 2015 was authorized for issue in accordance with a resolution of the Directors on 2 June 2015.

Swimming New South Wales Limited (the "Parent Entity") is a company limited by guarantee and without share capital. It is incorporated and domiciled in Australia.

The nature of the operations and principal activities of the Parent Entity are described in the Directors' Report.

### 2. SUMMARY OF SIGNIFICANT ACCOUNTING POLICIES

#### (a) Basis of preparation

The financial report is a general purpose financial report, which has been prepared in accordance with the requirements of the Corporations Act 2001, Australian Accounting Standards – Reduced Disclosure Requirements and other authoritative pronouncements of the Australian Accounting Standards Board. The financial report has also been prepared on an accruals basis and is based on historical costs.

The financial report is presented in Australian dollars.

#### (b) Statement of compliance

The Group has early adopted AASB 1053 Application of Tiers of Australian Accounting Standards and AASB 2010-2 Amendments to Australian Accounting Standards arising from Reduced Disclosure Requirements for the financial year.

The Group is a not-for-profit entity which is not publicly accountable. Therefore the consolidated financial statements of the Group are for two general purpose financial statements which have been prepared in accordance with Australian Accounting Standards – Reduced Disclosure Requirements (AASB – RDRs) (including Australian interpretations) adopted by the Australian Accounting Standards Board (AASB) and the Corporations Act 2001.

The adoption of AASB 1053 and AASB 2010-2 allowed the Group to remove a number of disclosures. There was no other impact on the current or prior year financial statements.

The financial report complies with Australian Accounting Standards. Australian Accounting Standards contain requirements specific to not-for-profit entities, including Standards AASB 116 Property, Plant and Equipment, AASB 136 Impairment of Assets and AASB 1004 Contributions.

#### (c) Basis of consolidation

For the year ended 31 March 2015, the consolidated financial statements incorporate the financial statements of the Company and the entities controlled by the Company, including New South Wales Swimming Nominees Pty Ltd, NSW Swimming Foundation Trust and Swimming NSW Aquatic Management Pty Ltd.

Control is achieved where the Company has the power to govern the financial and operating policies of an entity so as to obtain benefits from its activities. The results of the subsidiaries included in the consolidated statement of comprehensive income are from the effective date of acquisition. All intra-group transactions, balances, income and expenses are eliminated in full on consolidation. In the separate financial statements of the Company, all intra-group transactions are generally accounted for by reference to the existing book value of the items.

## Notes to the Financial Statements (continued)

FOR THE YEAR ENDED 31 MARCH 2015

### 2. SUMMARY OF SIGNIFICANT ACCOUNTING POLICIES (CONTINUED)

#### (d) Changes in accounting policy, disclosures, standards and interpretations

The accounting policies adopted are consistent with those of the previous year, unless otherwise stated.

Several new accounting standards and amendments apply for the first time in 2014/15. However, the adoption of the new accounting standards and amendments does not impact the annual financial statements of the Group.

#### (e) Cash and cash equivalents

Cash and short term deposit in the balance sheet comprise cash at bank and in hand and short term deposits with an original maturity of three months or less.

For the purposes of the Cash Flow Statement, cash and cash equivalents consist of cash and cash equivalents as defined above, net of outstanding bank overdrafts.

#### (f) Trade and other receivables

Trade Receivables, which generally have 30-60 day terms, are recognised and carried at original invoice amount less an allowance for any uncollectible amounts.

An allowance for doubtful debts is made when there is objective evidence that the group will not be able to collect the debts. Bad debts are written off when identified.

#### (g) Investments

Investments consist of term deposits held with Australian financial institutions with a maturity date greater than three months.

#### (h) Inventories

Trading stock is valued at the lower of cost and net realisable value. Inventories which are not treated as trading stock are held at cost.

#### (i) Intangibles

Intangible assets acquired are initially measured at cost.

The useful lives of intangible assets are assessed to be either finite or infinite. Intangible assets with finite lives are amortised over the useful life and tested for impairment whenever there is indication that the intangible asset may be impaired. The amortisation period and the amortisation method for an intangible asset with a finite useful life are reviewed at least at each financial year end. The amortisation expense on intangible assets with finite lives is recognised in the statement of comprehensive income in the expense category consistent with the function of the intangible asset.

#### (j) Trade and other payables

Liabilities are recognised for amounts to be paid in the future for goods and services received, whether or not billed to the company. Trade account payables are settled within 30 days.

## Notes to the Financial Statements (continued)

FOR THE YEAR ENDED 31 MARCH 2015

### 2. SUMMARY OF SIGNIFICANT ACCOUNTING POLICIES (CONTINUED)

#### (k) Provisions

Provisions are recognised when the Group has a present obligation (legal or constructive) as a result of past event, it is probable that an outflow of resources embodying economic benefits will be required to settle the obligation and a reliable estimate can be made of the amount of the obligation.

If the effect of the time value of money is material, provisions are discounted using a current rate that reflects the risk specific to the liability.

#### (l) Lease

Operating lease payments are recognised as an expense in the statement of comprehensive income on a straight line basis over the lease term.

#### (m) Property, plant and equipment

Land and building are measured at cost less accumulated depreciation.

Plant and equipment are stated at cost and accumulated depreciation and any impairment in value.

##### *Depreciation*

Items of property, plant and equipment are depreciated over their estimated useful lives.

The depreciation rates and methods used for each class of asset, for the current and previous years, are as follows:

	Depreciation rate	Depreciation method
Building	2.5%	Straight line
Motor vehicles	33%	Straight line
Office equipment	10%-33%	Straight line
Pool technical equipment	18%-33%	Straight line

#### (n) Impairment

The carrying values of property, plant and equipment are reviewed for impairment at each reporting date, with recoverable amount being estimated when events or changes in circumstances indicate that the carrying value may be impaired.

The recoverable amount of property, plant and equipment is the higher of fair value less costs to sell and value in use. In assessing the value in use the estimated future cash flows are discounted to their present value using a discount rate that reflects current market assessments of the time value of money and the risk specific to the asset.

For an asset that does not generate largely independent cash inflows, recoverable amount is determined for the cash generating unit to which the asset belongs, unless the asset's value in use can be estimated to be close to its fair value.

An impairment exists when the carrying value of an asset or cash generating units exceeds its estimated recoverable amount. The asset or cash generating unit is then written down to its recoverable amount. For property, plant and equipment losses are recognised in the statement of comprehensive income.



## Notes to the Financial Statements (continued)

FOR THE YEAR ENDED 31 MARCH 2015

### 2. SUMMARY OF SIGNIFICANT ACCOUNTING POLICIES (CONTINUED)

#### (ii) Derecognition and disposal

An item of property, plant and equipment is derecognised upon disposal or when no further future economic benefits are expected from its use or disposal.

Any gain or loss arising on derecognition of the asset (calculated as the difference between the net disposal proceeds and the carrying amount of the assets) is included in the statement of comprehensive income in the year the asset is derecognised.

#### (n) Taxation

The entity is a non-profit organisation formed for the development of swimming and is exempt from income tax. The entity is registered for GST.

#### (o) Employee entitlements

##### (i) Wages, salaries, annual leave and time in lieu

Liabilities for wages, salaries, time in lieu and annual leave expected to be settled within 12 months of the reporting date are recognised in other payables in respect of employees' services up to the reporting date. They are measured at the amounts expected to be paid when the liabilities are settled.

##### (ii) Long service leave

The liability for long service leave is recognised in the provision for employees' benefits and measured as the present value of expected future payments to be made in respect of services provided by employees up to the reporting date using the projected unit credit method. Consideration is given to expected future wage and salary levels, experience of employee departures, and periods of service. Expected future payments are discounted using the market yields at the reporting date on notional government bonds with terms to maturity and currencies that match, as closely as possible, the estimated future cash outflows.

#### (p) Recognition of Revenue

All revenue is recognised to the extent that it is probable that the economic benefits will flow to the entity and the revenue can be reliably measured.

#### (q) Government grants

Government grants are recognised where there is reasonable assurance that the grant will be received and all attached conditions will be complied with. When the grant relates to an expense item, it is recognised as income on a systematic basis over the periods that the related costs, for which it is intended to compensate, are expensed. When the grant relates to an asset, it is recognised as income in equal amounts over the expected useful life of the related asset.

#### (r) Borrowing costs

Borrowing costs are recognised as an expense when incurred.

## Notes to the Financial Statements (continued)

FOR THE YEAR ENDED 31 MARCH 2015

### 2. SUMMARY OF SIGNIFICANT ACCOUNTING POLICIES (CONTINUED)

#### (g) Other taxation

Revenue, expenses and assets are recognised net of the amount of GST except:

- When the GST incurred on a purchase of goods and services is not recoverable from the taxation authority, in which case the GST is recognised as part of the cost of acquisition of the asset or as part of the expense item as applicable; and
- Receivables and payables, which are stated with the amount of GST included.

The net amount of GST recoverable from, or payable to, the taxation authority is included as part of receivables or payables in the balance sheet.

Cash flow are included in the Cash Flow Statement on a gross basis and the GST component of cash flows arising from investing and financing activities, which is recoverable from, or payable to, the taxation authority are classified as operating cash flows.

Commitments and contingencies are disclosed net of the amount of GST recoverable from, or payable to the taxation authority.

#### (h) Comparatives

Where necessary, comparatives have been reclassified and repositioned for consistency with current year disclosures.

## Notes to the Financial Statements (continued)

FOR THE YEAR ENDED 31 MARCH 2015

	Consolidated Entity	
	2015	2014
	\$	\$
<b>3. REVENUE</b>		
(i) Operating activities		
Retail sales revenue	1,075,930	1,056,456
Registration fees	878,000	839,615
Swim meet income	738,727	740,781
Coaching	18,527	26,055
Donations, sponsorships and government grants	499,850	394,961
Advertising	923	1,918
Other	3,411	4,521
	<u>3,215,368</u>	<u>3,067,307</u>
(ii) Non-operating activities		
Interest received	43,921	49,998
Total revenue	<u>3,259,289</u>	<u>3,117,305</u>
<b>4. EXPENSES</b>		
Depreciation	<u>50,316</u>	<u>54,577</u>
<b>5. CASH AND CASH EQUIVALENTS</b>		
Cash at bank and on hand		
Cash on hand	2,500	2,500
Cash at bank*	<u>1,142,863</u>	<u>839,220</u>
	<u>1,145,363</u>	<u>841,720</u>

Cash at bank earns interest at floating rates based on daily bank deposit rates.

## Notes to the Financial Statements (continued)

FOR THE YEAR ENDED 31 MARCH 2015

	Consolidated Entity	
	2015	2014
	\$	\$
<b>5. CASH AND CASH EQUIVALENTS (CONTINUED)</b>		
<b>CASH FLOW INFORMATION</b>		
<b>Reconciliation of Net Surplus to Net Cash Flows from Operations</b>		
Net surplus	50,056	44,141
Non-cash flows in net surplus:		
Depreciation	50,316	54,577
Interest received	(43,921)	(49,998)
Changes in assets and liabilities:		
Decrease / (Increase) in receivables	16,788	(66,749)
Decrease / (Increase) in inventories	39,994	(57,019)
Increase in creditors and accruals	140,289	125,941
Increase in provisions	38,751	3,471
Cash flows from operations	<u>292,273</u>	<u>54,364</u>

\*Cash held by the NSW Swimming Foundation Trust, a discretionary trust, is made available for use at the discretion of the Trustee, NSW Swimming Nominees Pty Ltd. NSW Swimming Nominees Pty Ltd is a controlled entity of Swimming New South Wales Limited. It is the Trustee's intention that the cash not be made available for the day to day operations of Swimming New South Wales Limited. At year end, the NSW Swimming Foundation Trust held \$253,752 (2014: \$228,636) in cash balances.

## 6. INVESTMENTS

Investments	<u>773,363</u>	<u>755,363</u>
-------------	----------------	----------------

Cash on deposit has a maturity date greater than three months. Interest is received on these investments.



# Notes to the Financial Statements (continued)

FOR THE YEAR ENDED 31 MARCH 2015

	Consolidated Entity 2015	2014
	\$	\$
<b>7. TRADE AND OTHER RECEIVABLES</b>		
Trade debtors	185,338	213,099
Allowance for impairment loss (a)	(2,132)	(2,305)
	<u>183,206</u>	<u>210,794</u>
Prepayments	83,870	45,104
Other Receivables	<u>57,581</u>	<u>85,547</u>
	<u>324,657</u>	<u>341,445</u>

## (a) Allowance for impairment loss

Movements in the provision for impairment loss were as follows:

At 1 April	2,305	2,305
Amounts provided for	230	-
Amounts written off	<u>(393)</u>	<u>-</u>
At 31 March	<u>2,132</u>	<u>2,305</u>

## 8. INVENTORIES

Swim trade	35,363	37,367
Speedo swim shop stock	<u>106,817</u>	<u>144,607</u>
	<u>142,180</u>	<u>182,074</u>

## Notes to the Financial Statements (continued)

FOR THE YEAR ENDED 31 MARCH 2015

	Consolidated Entity	
	2015	2014
	\$	\$
<b>9. PROPERTY, PLANT AND EQUIPMENT</b>		
Land and Building – at cost	1,023,923	1,023,923
Less: Accumulated depreciation	(246,863)	(221,265)
	<u>777,060</u>	<u>802,658</u>
Motor vehicle – at cost	26,423	46,068
Less: Accumulated depreciation	(26,423)	(46,068)
	<u>-</u>	<u>-</u>
Office equipment – at cost	267,685	253,133
Less: Accumulated depreciation	(229,622)	(210,616)
	<u>38,063</u>	<u>42,517</u>
Pool technical equipment – at cost	144,252	144,252
Less: Accumulated depreciation	(134,068)	(128,355)
	<u>10,184</u>	<u>15,897</u>
Total Property, Plant and Equipment At Cost	1,462,283	1,467,376
Accumulated Depreciation	<u>(636,976)</u>	<u>(606,304)</u>
	<u>825,307</u>	<u>861,072</u>

# Notes to the Financial Statements (continued)

FOR THE YEAR ENDED 31 MARCH 2015

## 9. PROPERTY, PLANT AND EQUIPMENT (CONTINUED)

	Consolidated Entity	
	2015	2014
	\$	\$
<b>(a) Movements in carrying amounts</b>		
Movements in the carrying amounts for each class of property, plant and equipment between the beginning and the end of the current financial year:		
Land and Building		
Balance at the beginning of year	802,658	828,256
Depreciation	(25,508)	(25,508)
Carrying amount at the end of the year	777,060	802,658
Motor vehicles		
Balance at the beginning of year	-	-
Depreciation	19,645	-
Disposals	(19,645)	-
Carrying amount at the end of the year	-	-
Office equipment		
Balance at the beginning of year	42,517	48,133
Additions	14,551	14,329
Depreciation	(19,005)	(19,945)
Carrying amount at the end of the year	38,063	42,517
Pool technical equipment		
Balance at the beginning of year	15,897	17,542
Additions	-	7,388
Depreciation	(5,713)	(9,093)
Carrying amount at the end of the year	10,184	15,897
Total carrying amount at the end of the year	825,307	861,072

# Notes to the Financial Statements (continued)

FOR THE YEAR ENDED 31 MARCH 2015

	Consolidated Entity	
	2015	2014
	\$	\$
<b>10. TRADE AND OTHER PAYABLES (CURRENT)</b>		
<b>Current</b>		
Registration fees and subscriptions received in advance	406,353	345,906
Creditors and accruals	587,554	507,712
	<u>993,907</u>	<u>853,618</u>

Trade payables are non interest bearing and are normally settled on 30 day terms.

## 11. PROVISIONS

<b>Current</b>		
Employee entitlements (annual leave & long service leave)	105,899	85,496
<b>Non-Current</b>		
Employee entitlements (long service leave)	62,328	41,950

## 12. TRANSACTIONS WITH RELATED PARTIES

### (i) Key Management Personnel

Key management personnel are those persons having authority and responsibility for planning, directing and controlling activities of the Company. They consist of directors and executives.

Executives are full-time paid employees of the Company. All other positions are honorary and accordingly those directors received no remuneration.

### Key Management Personnel Remuneration

	Salary	Superannuation	Total
2015	342,628	32,301	374,929
2014	289,402	26,560	315,962



## Notes to the Financial Statements (continued)

FOR THE YEAR ENDED 31 MARCH 2015

### 13. AUDITORS' REMUNERATION

	Consolidated Entity	
	2015	2014
	\$	\$
Amounts received or due and receivable by Ernst & Young Australia for:		
- an audit of the financial report of the entity	27,000	26,500
	<u>27,000</u>	<u>26,500</u>

### 14. COMMITMENTS AND CONTINGENCIES

#### Operating lease commitments

The group has entered into a lease on photocopier equipment.

The lease has an average life of 5 years with renewal included in the contracts.

There are no restrictions placed upon the lessee by entering into this lease.

Future minimum rentals payable under non-cancellable operating leases as at 31 March are as follows:

	Consolidated Entity	
	2015	2014
	\$	\$
Within one year	35,004	58,370
After one year but not more than five years	148,767	68,098
	<u>183,771</u>	<u>126,468</u>

#### Contingent liabilities

At 31 March 2015 the Group has a contingent liability of \$10,000 in the form of a bank guarantee as security for the lease of retail space at SOP/VC. This expires on 30 June 2015.

## Notes to the Financial Statements (continued)

FOR THE YEAR ENDED 31 MARCH 2015

### 15. PARENT ENTITY INFORMATION

Information relating to Swimming New South Wales Limited

	2015 \$	2014 \$
Current assets	2,198,252	1,941,015
Total assets	2,243,830	1,996,456
Current liabilities	1,097,640	919,798
Total liabilities	1,159,968	963,748
Members accumulated surplus	1,083,862	1,032,709
Total surplus for the year	51,153	45,261

The parent has entered into a guarantee in relation to the debts of Swimming NSW Aquatic Management Pty Ltd. The parent has not entered into any guarantees in relation to the debts of any other subsidiaries.

The parent company has a contingent liability as per note 14.

The contractual commitments of the parent company are as per note 14.

## Directors' Declaration

In the opinion of the directors of Swimming New South Wales Limited:

- (a) the financial statements and notes, set out on pages 47 to 63, are in accordance with the Corporations Act 2001, including:
  - (i) giving a true and fair view of the financial position of the Group as at 31 March 2015 and of its performance, as represented by the results of its operations and its cash flows, for the year ended on that date; and
  - (ii) complying with Australian Accounting Standards Reduced Disclosure Requirements and the Corporations Regulations 2001; and
- (b) there are reasonable grounds to believe that the entity will be able to pay its debts as and when they become due and payable.

Signed in accordance with a resolution of the directors.



G. Trade  
Director



M. Payne  
Director

Sydney  
Dated: 2 June 2015



Ernst & Young  
881 George Street  
Sydney NSW 2000 Australia  
GPO Box 2646 Sydney NSW 2001

Tel: +61 2 9348 5555  
Fax: +61 2 9348 5955  
ey.com/au

## Auditor's Independence Declaration to the Directors of Swimming New South Wales Limited

In relation to our audit of the financial report of Swimming New South Wales Limited for the financial year ended 31 March 2015, to the best of my knowledge and belief, there have been no contraventions of the auditor independence requirements of the Corporations Act 2001 or any applicable code of professional conduct.

Ernst & Young

Daniel Cunningham  
Partner  
2 June 2015



## **Independent auditor's report to the members of Swimming New South Wales Limited**

### **Report on the financial report**

We have audited the accompanying financial report of Swimming New South Wales Limited, which comprises the consolidated statement of financial position as at 31 March 2015, the consolidated statement of comprehensive income, the consolidated statement of changes in equity and the consolidated statement of cash flows for the year then ended, notes comprising a summary of significant accounting policies and other explanatory information, and the directors' declaration of the consolidated entity comprising the company and the entities it controlled at the year's end or from time to time during the financial year.

### ***Directors' responsibility for the financial report***

The directors of the company are responsible for the preparation of the financial report that gives a true and fair view in accordance with Australian Accounting Standards - Reduced Disclosure Requirements and the Corporations Act 2001 and for such internal controls as the directors determine are necessary to enable the preparation of the financial report that is free from material misstatement, whether due to fraud or error.

### ***Auditor's responsibility***

Our responsibility is to express an opinion on the financial report based on our audit. We conducted our audit in accordance with Australian Auditing Standards. Those standards require that we comply with relevant ethical requirements relating to audit engagements and plan and perform the audit to obtain reasonable assurance about whether the financial report is free from material misstatement.

An audit involves performing procedures to obtain audit evidence about the amounts and disclosures in the financial report. The procedures selected depend on the auditor's judgment, including the assessment of the risks of material misstatement of the financial report, whether due to fraud or error. In making those risk assessments, the auditor considers internal controls relevant to the entity's preparation and fair presentation of the financial report in order to design audit procedures that are appropriate in the circumstances, but not for the purpose of expressing an opinion on the effectiveness of the entity's internal controls. An audit also includes evaluating the appropriateness of accounting policies used and the reasonableness of accounting estimates made by the directors, as well as evaluating the overall presentation of the financial report.

We believe that the audit evidence we have obtained is sufficient and appropriate to provide a basis for our audit opinion.

### ***Independence***

In conducting our audit we have complied with the independence requirements of the Corporations Act 2001. We have given to the directors of the company a written Auditor's Independence Declaration, a copy of which is included in the directors' report.



## Opinion

In our opinion the financial report of Swimming New South Wales Limited is in accordance with the Corporations Act 2001, including:

- (a) giving a true and fair view of the financial position of the consolidated entity at 31 March 2015 and of its performance for the year ended on that date; and
- (b) complying with Australian Accounting Standards - Reduced Disclosure Requirements and the Corporations Regulations 2001.

The Ernst &amp; Young logo is written in a cursive, handwritten style.

Ernst & Young

A handwritten signature in black ink, which appears to read 'Daniel Cunningham'.

Daniel Cunningham  
Partner  
Sydney  
2 June 2015



Ernst & Young  
680 George Street  
Sydney NSW 2000 Australia  
GPO Box 2040 Sydney NSW 2001

Tel: +61 2 9240 5000  
Fax: +61 2 9240 5959  
ey.com/au

## DISCLAIMER ON ADDITIONAL FINANCIAL INFORMATION

The additional financial information, being the attached Supplementary Information to the Financial Statements, has been compiled by the management of Swimming New South Wales Limited.

No audit or review has been performed by us and accordingly no assurance is expressed.

To the extent permitted by law, we do not accept liability for any loss or damage which any person, other than Swimming New South Wales Limited may suffer arising from any negligence on our part. No person should rely on the additional financial information without having an audit or review conducted.

Ernst & Young  
2 June 2015

## Income and Expenditure Account

FOR THE YEAR ENDED 31 MARCH 2015	Notes	Consolidated Entity		Parent Entity	
		2015 \$	2014 \$	2015 \$	2014 \$
<b>Income</b>					
Sales					
Swim Trade Events		184,653	190,196	184,653	190,196
Speedo Swim Shop		891,277	866,260	891,277	866,260
		<u>1,075,930</u>	<u>1,056,456</u>	<u>1,075,930</u>	<u>1,056,456</u>
Cost of goods sold					
Opening stock		182,174	125,155	182,174	125,155
Add: Purchases					
Swim Trade		103,956	117,734	103,956	117,734
Speedo Swim Shop		448,891	518,403	448,891	518,403
		<u>552,847</u>	<u>636,137</u>	<u>552,847</u>	<u>636,137</u>
Less: Closing stock		(142,180)	(182,174)	(142,180)	(182,174)
Total costs of goods sold		<u>592,841</u>	<u>579,118</u>	<u>592,841</u>	<u>579,118</u>
Gross profit		<u>483,089</u>	<u>477,338</u>	<u>483,089</u>	<u>477,338</u>
Direct retail expenses					
Speedo swim shop					
Licence fee – SOPAC		202,328	215,218	202,328	215,218
Salaries		119,126	108,214	119,126	108,214
Other		28,135	26,733	28,135	26,733
		<u>349,589</u>	<u>350,165</u>	<u>349,589</u>	<u>350,165</u>
<b>Profit from retail operations</b>		<u>133,500</u>	<u>127,173</u>	<u>133,500</u>	<u>127,173</u>
Other income					
Administration income		2,133	3,914	2,133	3,914
Affiliation fees		61,968	63,377	61,968	63,377
Coaching courses		18,527	26,055	18,527	26,055
Donations, sponsorships and government grants		507,597	394,961	507,597	394,961
Electronic timing equipment hire		31,676	33,881	31,676	33,881
Interest received		43,921	49,998	38,259	44,715
Registration fees		816,032	776,238	816,032	776,238
Swim meet income		707,051	709,900	707,051	709,900
Swimmer advertising / subscriptions		923	1,918	923	1,918
Trust Distribution		-	-	61,335	44,940
Other		1,278	607	1,278	607
		<u>2,191,106</u>	<u>2,060,849</u>	<u>2,246,779</u>	<u>2,100,506</u>
Total income		<u>2,324,606</u>	<u>2,188,022</u>	<u>2,380,279</u>	<u>2,227,679</u>

**FOR THE YEAR ENDED 31  
MARCH 2015**

**Notes**

**Consolidated Entity**

**Parent Entity**

	<b>2015</b>	<b>2014</b>	<b>2015</b>	<b>2014</b>
	<b>\$</b>	<b>\$</b>	<b>\$</b>	<b>\$</b>
<b>Less Expenditure</b>				
Accounting expenses	21	188	21	188
Annual General Meeting expenses	8,426	6,979	8,426	6,979
Apparel	276	-	276	-
Audit fees	27,000	26,220	27,000	26,220
Bad debts	220	-	220	-
Bank charges	4,697	4,339	4,254	3,898
Club development expenses	37,557	48,684	37,557	48,684
Coaching courses	8,755	9,529	8,755	9,529
Coach development expenses	21,243	21,732	21,243	21,732
Committee expenses	11,778	11,580	11,778	11,580
Computer software	17,907	11,794	17,907	11,759
Depreciation	50,315	54,577	24,415	28,929
Directors' expenses	13,780	12,812	13,780	12,812
Area development grants	52,696	50,711	52,696	50,711
Electronic timing equipment	16,621	16,213	16,621	16,213
Chief Executive Officer's expenses	6,363	5,288	6,363	5,288
ETS development program expenses	56,062	-	56,062	-
Fringe benefits tax	2,386	4,052	2,386	4,052
General	37,857	20,093	36,792	18,132
Holiday pay and long service leave	91,735	79,994	91,735	79,994
Insurance – members	74,456	81,951	74,456	81,951
Insurance – office	31,587	32,785	31,587	32,785
ISP program expenses	187,302	-	187,302	-
Marketing & Promotions expenses	5,696	8,741	5,696	8,741
Motor vehicles	8,957	10,561	8,957	10,561
NSWIS grants	-	150,000	-	150,000
Office equipment rental and supplies	55,870	72,271	55,870	72,271
Online registration expenses	22,096	48,218	22,096	48,218
Online entries expenses	-	13,807	-	13,807
Payroll tax	13,773	10,140	13,773	10,140
Postage	19,526	23,686	19,526	23,686
Presidents & Special meeting expenses	5,366	5,646	5,366	5,646
Professional fees	7,296	8,200	7,296	8,200
Rent & Cleaning of Property	26,132	40,764	108,116	107,385
Salaries	724,570	646,057	724,570	646,057
State Age National SC Event	34,998	28,791	34,998	28,791
Stationery and printing	15,605	21,195	15,605	21,195
Superannuation	73,181	68,606	73,181	68,606
Swim meet expenses	315,387	304,795	315,387	304,795
Swimmer development expenses	113,351	111,893	113,351	111,893
Technical development expenses	30,220	40,630	30,220	40,630
Telephones, faxes and Internet	43,486	30,409	43,486	30,409
<b>Total expenses</b>	<b>2,274,550</b>	<b>2,143,881</b>	<b>2,329,126</b>	<b>2,182,417</b>
<b>Operating surplus</b>	<b>50,056</b>	<b>44,141</b>	<b>51,153</b>	<b>45,262</b>





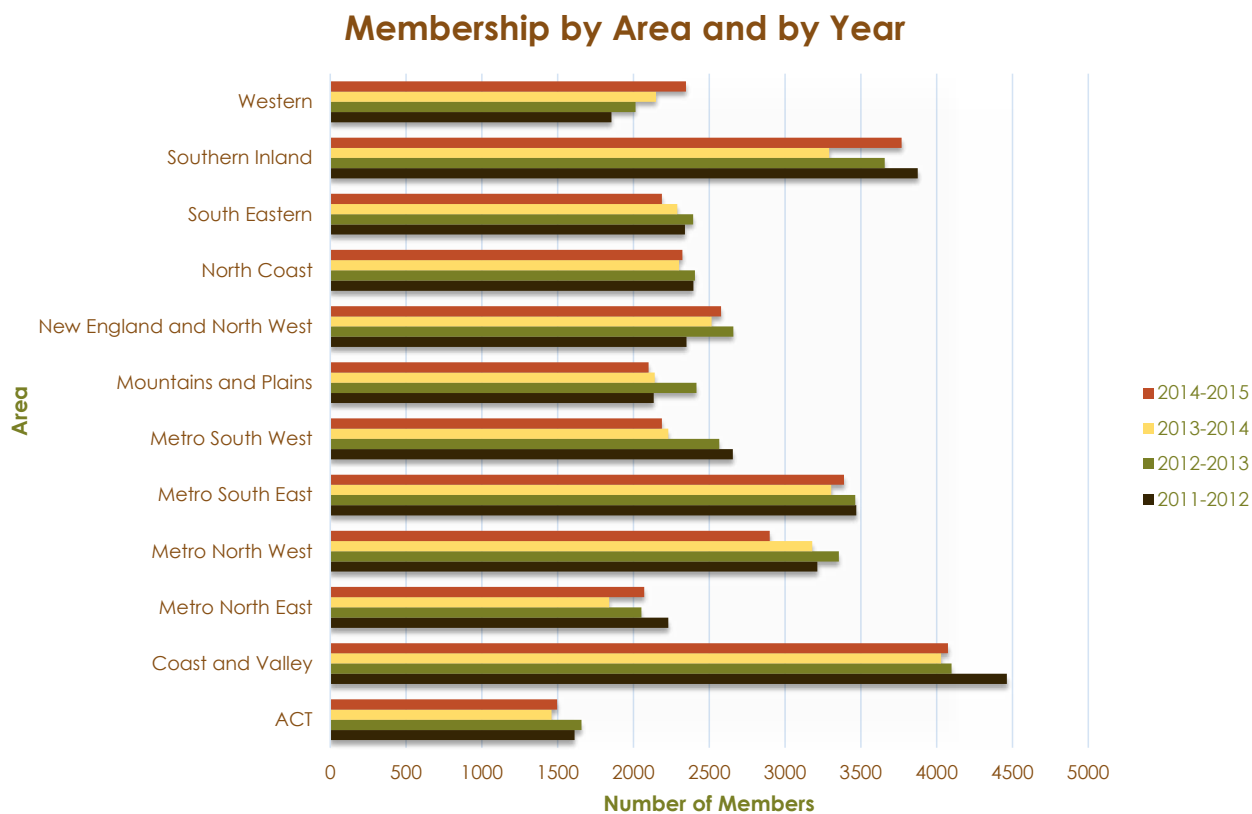
The table below depicts an historical snapshot of membership numbers from 2010- 2015 seasons by Area.

Area	2010 - 2011	2011- 2012	2012-2013	2013-2014	2014-2015
ACT	1601	1612	1657	1460	1496
Coast & Valley	4690	4464	4099	4029	4074
Metro North East	2322	2229	2052	1840	2071
Metro North West	3285	3213	3355	3179	2899
Metro South East	3475	3469	3463	3304	3388
Metro South West	2848	2655	2566	2229	2188
Mountains & Plains	2245	2133	2416	2140	2100
New England & North West	2407	2350	2658	2515	2577
North Coast	2898	2395	2405	2301	2323
South Eastern	2815	2339	2394	2288	2187
Southern Inland	3693	3875	3657	3291	3768
Western	1919	1854	2013	2148	2347
<b>Total</b>	<b>34198</b>	<b>32588</b>	<b>32735</b>	<b>30724</b>	<b>31418</b>



### Membership Distribution by Area and Year

This graph shows the membership statistics by Area and Year from 2011 - 2015.



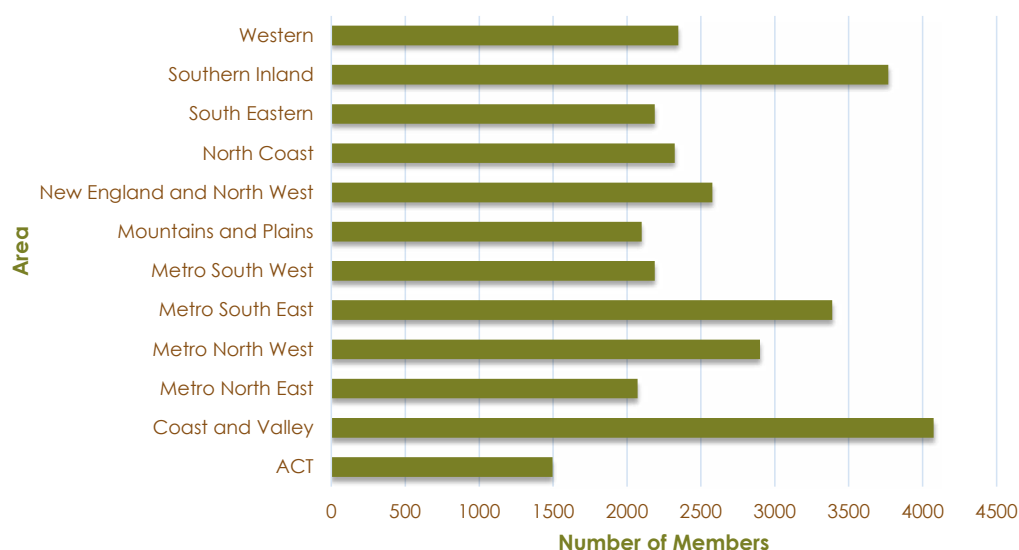


### Membership Distribution by Area 2014 - 2015

This table and graph shows the membership statistics by Area for the 2014 - 2015 season.

Area	2014 -2015	Area	2014 -2015
ACT	1496	Mountains & Plains	2100
Coast & Valley	4074	New England & North West	2577
Metro North East	2071	North Coast	2323
Metro North West	2899	South Eastern	2187
Metro South East	3388	Southern Inland	3768
Metro South West	2188	Western	2347

### 2014-2015 Membership by Area

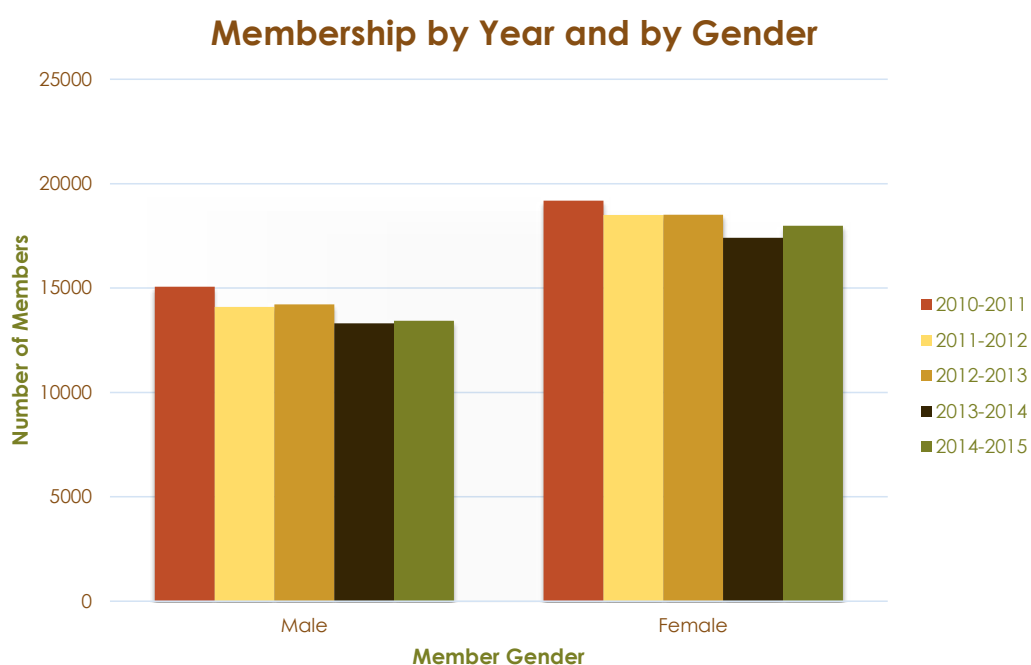




### Membership Distribution by Year and Gender 2014 - 2015

This table and graph shows the membership statistics by year and gender from 2010 - 2015 seasons.

Gender	2010 - 2011	2011 - 2012	2012 - 2013	2013 - 2014	2014 - 2015
Male	15068	14091	14219	13314	13438
Female	19182	18497	18516	17410	17980





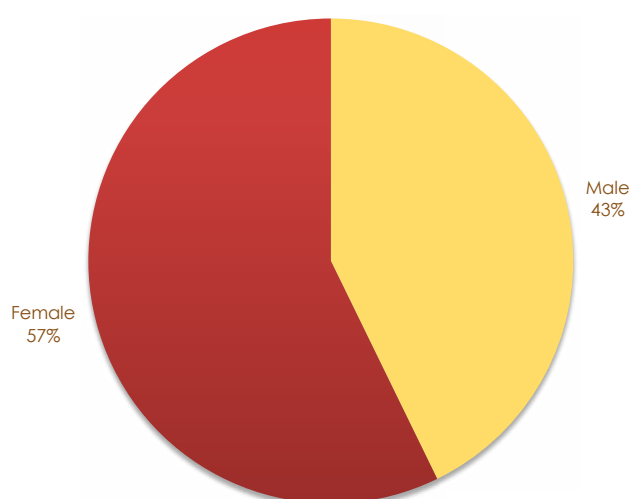


### Membership Distribution by Gender 2014 - 2015

The graph below shows the member demographics by gender grouping for the 2014-2015 membership season.

Gender	2014-2015	% of Total Membership
Male	13438	43.00%
Female	17980	57.00%

### 2014-2015 Membership by Gender





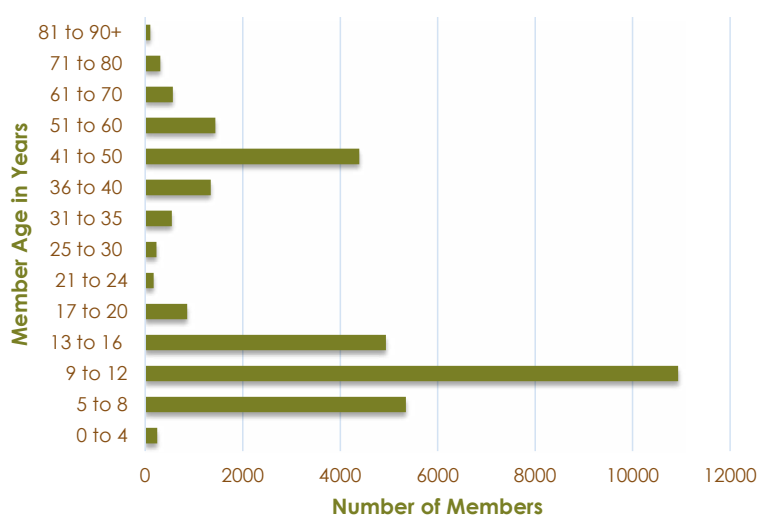


### Membership Distribution by Age 2014 - 2015

The graph below shows the member demographics by age grouping for the 2014-2015 membership season.

Age	Female	Male	Age	Female	Male
0 - 4 years	135	111	31 - 35 years	421	124
5 - 8 years	2848	2497	36 - 40 years	1077	267
9 - 12 years	6005	4930	41 - 50 years	3020	1372
13 - 16 years	2656	2281	51 - 60 years	737	699
17 - 20 years	406	455	61 - 70 years	261	303
21 - 24 years	73	97	71 - 80 years	147	159
25 - 30 years	145	86	81 - 90+ years	49	57

### 2014-2015 Membership by Age

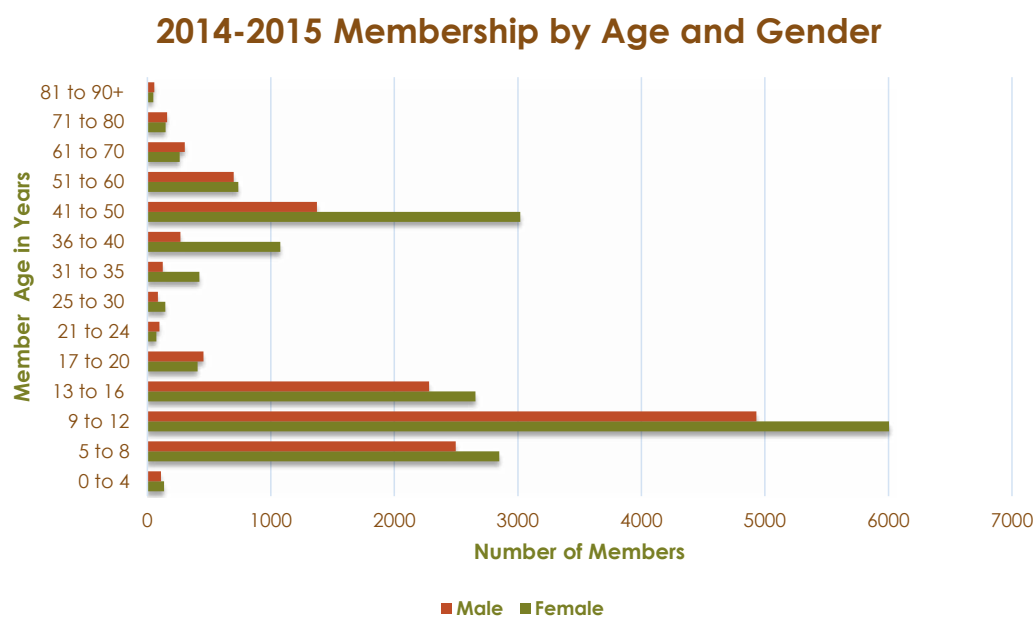




# Swimming NSW Membership Report

## Membership Distribution by Age 2014 - 2015

This graph shows the membership statistics from by age and gender in 2014 - 2015.





### Membership Distribution by Age and Year 2014 - 2015

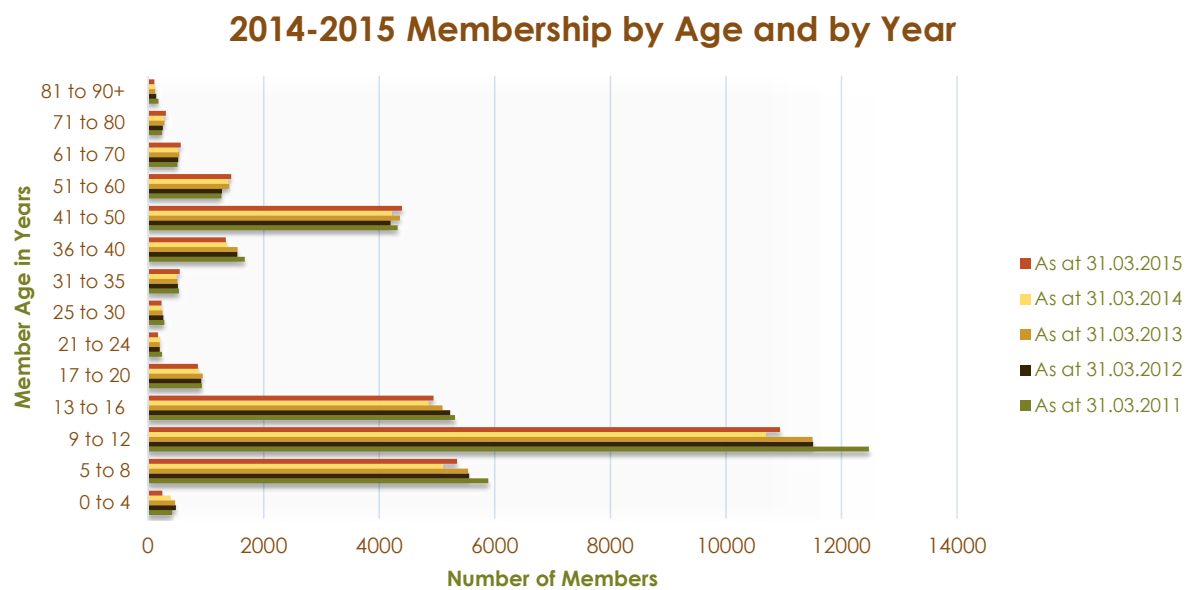
The table below shows the member demographics by age and year grouping for the 2014-2015 membership season.

Age	31 March 2011	31 March 2012	31 March 2013	31 March 2014	31 March 2015
0 - 4 years	414	481	465	391	246
5 - 8 years	5886	5553	5538	5109	5345
9 - 12 years	12476	11509	11499	10695	10935
13 - 16 years	5309	5228	5092	4856	4937
17 - 20 years	931	918	943	875	861
21 - 24 years	239	201	200	208	170
25 - 30 years	281	261	251	220	231
31 - 35 years	531	516	505	496	545
36 - 40 years	1670	1543	1549	1364	1344
41 - 50 years	4320	4193	4359	4222	4392
51 - 60 years	1267	1276	1400	1389	1436
61 - 70 years	507	520	536	521	564
71 - 80 years	240	253	279	270	306
81 - 90+ years	179	136	119	108	106



### Membership Distribution by Age and Year 2014 - 2015

The graph shows the membership statistics from a year-by-year over the past five membership periods.



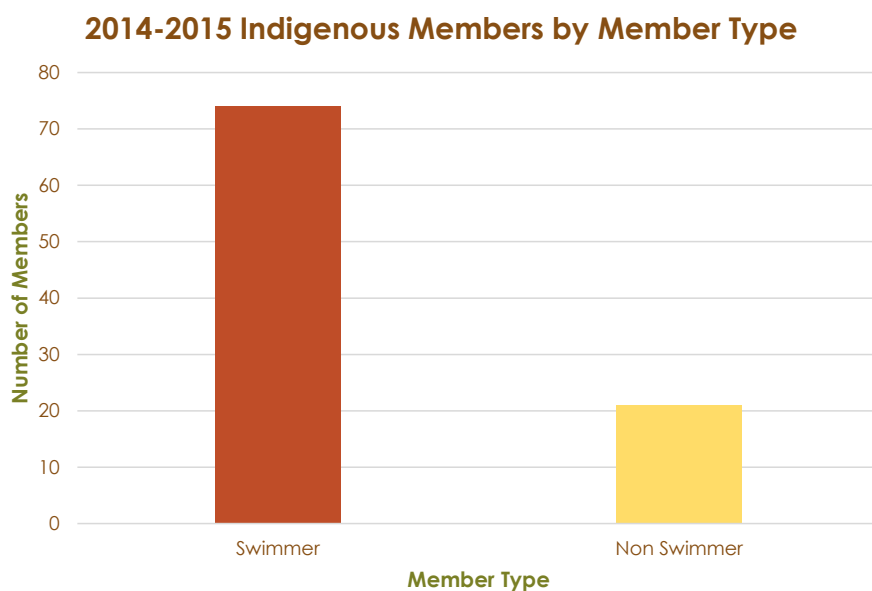


# Swimming NSW Membership Report

## Indigenous Membership Distribution by membership type

This graph shows the swimmer and non-swimmer Indigenous membership statistics for the 2014 - 2015 season.

Swimmer	Non-Swimmer
74	21







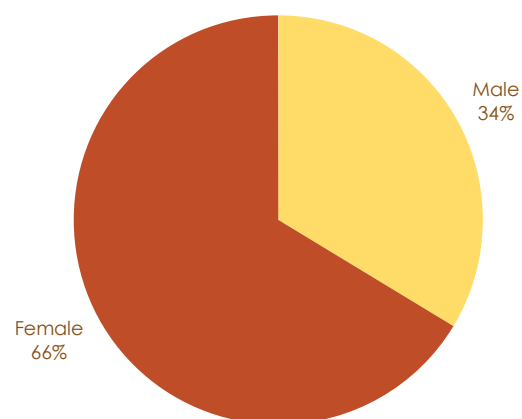
# Swimming NSW Membership Report

## Indigenous Membership Distribution by gender

The table below shows the Indigenous member demographics by gender grouping for the 2014-2015 membership season.

Gender	2014-2015	% of Total Membership
Male	32	34.00%
Female	63	66.00%

## 2014-2015 Indigenous Members by Gender



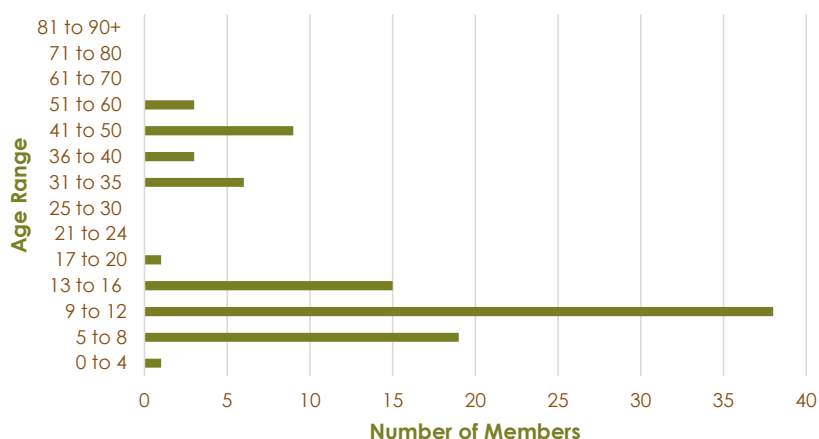


### 2014 - 2015 Indigenous Members by Age

The table and graph shows the Indigenous member demographics by age for the 2014-2015 membership season.

Age (Years)	As at 31.03.2015	Age	As at 31.03.2015
0 - 4 years	1	31 - 35 years	6
5 - 8 years	19	36 - 40 years	3
9 - 12 years	38	41 - 50 years	9
13 - 16 years	15	51 - 60 years	3
17 - 20 years	1	61 - 70 years	0
21 - 24 years	0	71 - 80 years	0
25 - 30 years	0	81 - 90+ years	0

### 2014-2015 Indigenous Members by Age



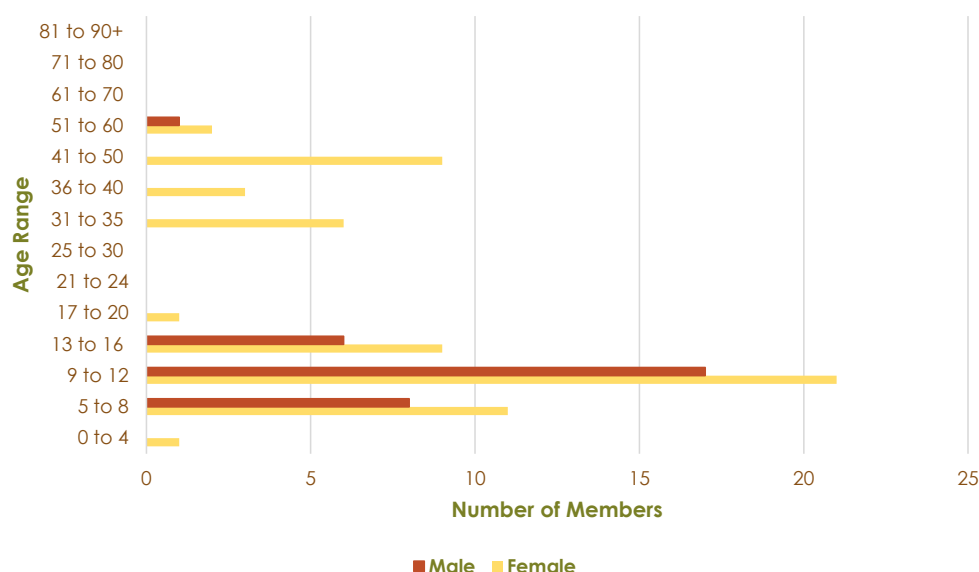


### 2014 - 2015 Indigenous Members by Age and Gender

The table below shows the Indigenous member demographics by age and gender for the 2014-2015 membership season.

Age	Female	Male	Age	Female	Male
0 - 4 years	1	0	31 - 35 years	6	0
5 - 8 years	11	8	36 - 40 years	3	0
9 - 12 years	21	17	41 - 50 years	9	0
13 - 16 years	9	6	51 - 60 years	2	1
17 - 20 years	1	0	61 - 70 years	0	0
21 - 24 years	0	0	71 - 80 years	0	0
25 - 30 years	0	0	81 - 90+ years	0	0

### 2014-2015 Indigenous Members by Age and Gender

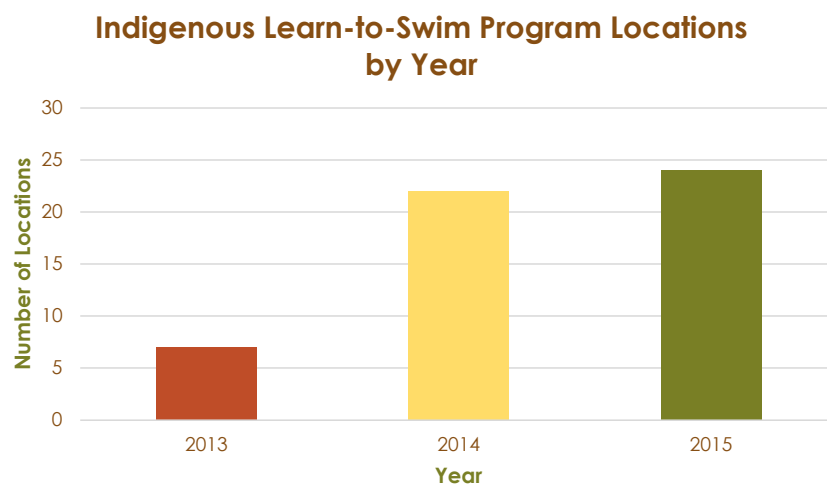




### 2014 - 2015 Learn-to-Swim Indigenous Program Locations

The table and graph shows the number of learn-to-swim Indigenous program locations from 2013- 2015.

Year	Total
2013	7
2014	22
2015	24

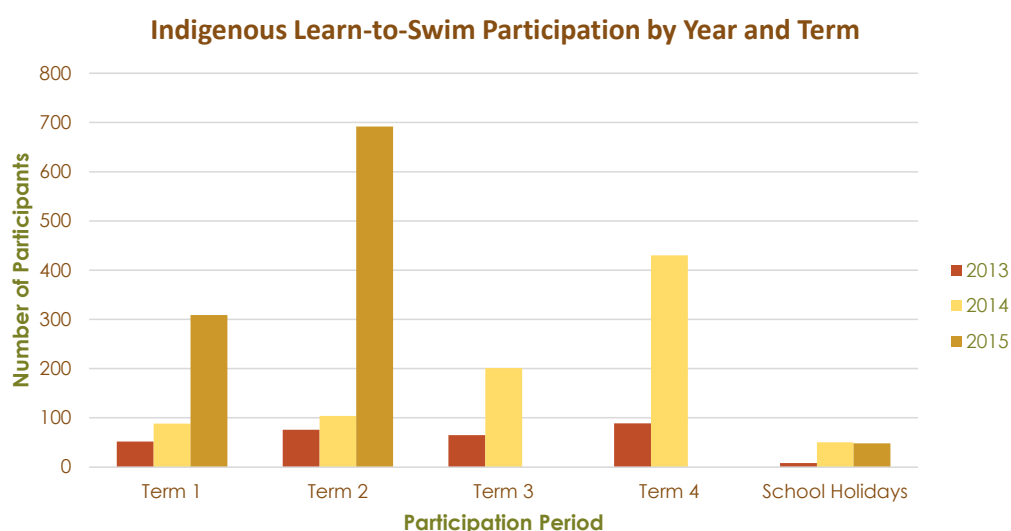




### 2014 - 2015 Learn-to-Swim Indigenous Members from 2013 - 2015

The table and graph shows the learn-to-swim Indigenous member numbers from 2013 - 2015 in each term.

Terms	2013	2014	2015
Term 1	52	88	309
Term 2	76	104	692
Term 3	65	201	N/A
Term 4	89	430	N/A
School Holidays	8	50	48







# Swimming NSW

## Membership Report

The following pages represent each swimming club in their designated Area with membership figures from 2011 - 2015.

	2011-2012	2012-2013	2013-2014	2014-2015				
				SW	NS	LM	TOTAL	% CHANGE
<b>ACT</b>								
BRAIDWOOD	41	43	62	53	14	0	67	8.1
BURLEY GRIFFIN	159	163	164	103	57	3	163	-0.6
CANBERRA	225	299	208	108	88	3	199	-4.3
CROOKWELL	104	77	71	68	9	0	77	8.5
CRUIZ SWIM	93	102	148	85	69	3	157	6.1
DICKSON	129	115	54	0	62	1	63	16.7
GINNINDERRA	135	108	119	75	38	7	120	0.8
GOULBURN	98	117	106	58	46	7	111	4.7
KINGS SWIM CLUB ACT	0	0	0	21	14	0	35	100.0
QT	0	0	65	55	1	0	56	-13.8
QUEANBEYAN LEAGUES	128	111	76	33	42	8	83	9.2
TELOPEA	48	66	59	11	26	17	54	-8.5
TUGGERANONG VIKINGS	286	307	257	151	87	8	246	-4.3
WODEN VALLEY	166	149	71	41	22	2	65	-8.5
<b>TOTAL</b>	<b>1612</b>	<b>1657</b>	<b>1460</b>				<b>1496</b>	<b>2.5</b>

# Swimming NSW

## Membership Report

	2011-2012	2012-2013	2013-2014	2014-2015				
				SW	NS	LM	TOTAL	% CHANGE
<b>COAST &amp; VALLEY</b>								
BERESFIELD	144	129	102	91	14	15	120	17.6
BOOLAROO SPEERS POINT	181	104	27	64	21	16	101	274.1
BRANXTON GRETA	98	90	78	74	2	0	76	-2.6
CENTRAL NEWCASTLE	183	164	156	95	46	17	158	1.3
CESSNOCK	148	125	152	137	3	0	140	-7.9
CHARLESTOWN	109	122	138	99	13	12	124	-10.1
CLARENCETOWN COMETS	62	32	35	37	14	3	54	54.3
COALFIELDS UNITED	190	72	56	78	18	2	98	75.0
DUNGOG	67	31	0	47	18	0	65	100.0
EAST MAITLAND OLYMPIC	241	230	241	215	7	5	227	-5.8
GOSFORD RSL YOUTH	4	0	0	0	0	0	0	0.0
GOSFORD STINGRAYS	78	70	69	42	29	10	81	17.4
HUNTER	174	191	173	142	15	18	175	1.2
HUNTER VALLEY ALL STARS	0	57	66	42	6	0	48	-27.3
JAMIES	71	60	63	26	20	0	46	-27.0
KINCUMBER PACIFIC DOLPHINS	396	419	390	214	137	7	358	-8.2

# Swimming NSW

## Membership Report

	2011-2012	2012-2013	2013-2014	2014-2015				
				SW	NS	LM	TOTAL	% CHANGE
<b>COAST &amp; VALLEY CONT</b>								
KURRI KURRI	57	50	36	34	7	2	43	19.4
LOWER HUNTER AQUANAUTS	0	33	0	0	0	0	0	0.0
MACQUARIE SHORES	49	63	69	58	11	3	72	4.3
MAITLAND	181	162	163	143	8	15	166	1.8
MINGARA AQUATIC	190	158	189	111	60	3	174	-7.9
MORISSET METEORS	41	50	52	63	4	0	67	28.8
NELSON BAY RSL	41	31	58	57	5	3	65	12.1
NEWCASTLE PREMIERS	84	64	92	35	6	2	43	-53.3
NOVOCASTRIAN	134	103	111	113	10	3	126	13.5
NU SWIM	137	171	181	99	67	0	166	-8.3
RAYMOND TERRACE	107	130	132	67	37	1	105	-20.5
SINGLETON	138	99	104	127	15	0	142	36.5
STOCKTON	134	92	113	66	4	7	77	-31.9
SWANSEA SHARKS	122	113	86	63	8	0	71	-17.4
SWIMFIRST	31	0	0	0	0	0	0	0.0
TEA GARDENS HAWKS NEST	0	28	19	0	0	0	0	-100.0
THE ENTRANCE	89	98	96	68	17	11	96	0.0

# Swimming NSW

## Membership Report

	2011-2012	2012-2013	2013-2014	2014-2015				
				SW	NS	LM	TOTAL	% CHANGE
<b>COAST &amp; VALLEY CONT</b>								
TILLIGERRY STINGRAYS	23	49	82	66	26	0	92	12.2
TITANS	73	84	94	66	44	3	113	20.2
TOUKLEY	87	82	77	47	12	10	69	-10.4
VALENTINE TORPEDOES	62	75	57	51	5	0	56	-1.8
WALLSEND WARRIORS	100	143	172	137	6	2	145	-15.7
WEST WALLSEND INDOOR	76	55	60	38	16	5	59	-1.7
WESTLAKES	29	0	0	0	0	0	0	0.0
WOY WOY	122	107	109	70	50	14	134	22.9
WYEE POINT	39	38	9	9	1	0	10	11.1
WYONG	88	73	67	47	4	2	53	-20.9
Y VALLEY	84	52	55	48	11	0	59	7.3
<b>TOTAL</b>	<b>4464</b>	<b>4099</b>	<b>4029</b>				<b>4074</b>	<b>1.1</b>

### METRO NORTH EAST

ABBOTSLEIGH	108	77	94	80	16	0	96	2.1
BALMORAL SWIMMERS	0	25	27	25	0	1	26	-3.7
BUSH SCHOOL LEARN TO SWIM	355	287	262	0	168	10	178	-32.1
CARLILE	249	239	239	161	87	12	260	8.8

# Swimming NSW

## Membership Report

	2011-2012	2012-2013	2013-2014	SW	NS	LM	2014-2015 TOTAL	% CHANGE
<b>METRO NORTH EAST CONT</b>								
COLLAROY	25	25	25	0	0	25	25	0.0
EZYSWIM	22	12	8	2	4	0	6	-25.0
FRESHWATER	4	8	3	0	0	1	1	-66.7
HUNTERS HILL	38	34	21	15	8	0	23	9.5
IGNITE	9	21	40	28	8	0	36	-10.0
KNOX PYMBLE	263	283	282	224	53	7	284	0.7
KU-RING-GAI	252	197	147	181	9	14	204	38.8
LANE COVE	304	298	307	298	36	18	352	14.7
MANLY JETZ	6	2	0	0	0	0	0	0.0
MANLY LADIES & ASSOCIATES	18	8	0	0	0	0	0	0.0
MONTE	0	0	0	47	30	0	77	100.0
NORTH SYDNEY	96	106	108	84	19	2	105	-2.8
NORTHBRIDGE	19	3	2	16	1	5	22	1000.0
RAVENSWOOD	68	88	65	77	25	1	103	58.5
SEA EAGLES	34	21	17	0	0	0	0	-100.0
SEAHORSES	0	0	0	24	9	0	33	100.0





	2011-2012	2012-2013	2013-2014			2014-2015		
				SW	NS	LM	TOTAL	% CHANGE

### METRO NORTH EAST CONT

TERREY HILLS	57	27	2	13	1	0	14	600.0
THE SPIT	108	104	13	0	0	2	2	-84.6
WARRINGAH AQUATIC	29	28	36	42	27	8	77	113.9
WILLOUGHBY	165	159	142	83	58	6	147	3.5
<b>TOTAL</b>	<b>2229</b>	<b>2052</b>	<b>1840</b>				<b>2071</b>	<b>12.6</b>

### METRO NORTH WEST

AQUABURN	93	70	48	59	19	0	78	62.5
AUBURN	81	67	61	26	25	6	57	-6.6
BARKER AQUATICS	371	391	358	112	77	2	191	-46.6
BLUEFINS SWIM TEAM	28	34	26	19	0	1	20	-23.1
CARRINGTON INDOOR AQUATIC	1	0	0	0	0	0	0	0.0
CASTLE HILL RSL DOLPHINS	209	226	197	144	36	17	197	0.0
CHERRYBROOK CARLILE	285	271	275	165	126	0	291	5.8
EASTWOOD-EPPING	10	0	0	0	0	0	0	0.0
EPPING BULLETS	84	61	66	27	20	2	49	-25.8
FITNESS EDGE	89	69	44	30	19	0	49	11.4
GALSTON	137	144	121	70	26	5	101	-16.5

# Swimming NSW

## Membership Report

	2011-2012	2012-2013	2013-2014	2014-2015				
				SW	NS	LM	TOTAL	% CHANGE
<b>METRO NORTH WEST CONT</b>								
HAWKESBURY	37	56	46	41	0	0	41	-10.9
HORNSBY	89	54	2	41	6	6	53	2550.0
MACQUARIE	78	57	0	0	0	0	0	0.0
MACQUARIE UNIVERSITY	73	86	81	87	9	1	97	19.8
MORE SPORTS	0	0		0	0	0	0	0.0
PARRAMATTA CITY	294	327	390	103	172	12	287	-26.4
PARRAMATTA MEMORIAL	188	191	168	92	80	10	182	8.3
RIVERSTONE	34	30	11	0	0	1	1	-90.9
RIVERSTONE DOLPHINS RSL YOUTH	2	12	7	0	1	7	8	14.3
RYDE CARLILE	390	467	483	218	205	18	441	-8.7
SOPAC	203	254	269	135	111	1	247	-8.2
SWIMWEST	126	97	117	77	53	3	133	13.7
THE HILLS	218	260	289	158	78	11	247	-14.5
UNCLE JACK'S	6	8	0	0	0	0	0	0.0
WINDSOR	87	123	120	89	34	6	129	7.5
<b>TOTAL</b>	<b>3213</b>	<b>3355</b>	<b>3179</b>				<b>2899</b>	<b>-8.8</b>



# Swimming NSW

## Membership Report

	2011-2012	2012-2013	2013-2014	SW	NS	LM	2014-2015 TOTAL	% CHANGE
<b>METRO SOUTH EAST</b>								
AKAC	13	50	33	23	14	0	37	12.12
ASCHAM AQUATICS	42	23	26	22	2	0	24	-7.69
ASHFIELD	102	97	56	77	7	9	93	66.07
BALMAIN	55	45	48	23	1	7	31	-35.42
BAYSIDE	124	110	90	82	16	0	98	8.89
BONDI	74	71	52	76	3	4	83	59.62
BREAKERS	32	78	94	48	40	0	88	-6.38
BSC ROCKDALE	39	35	20	0	0	14	14	-30.00
CARSS PARK	33	62	58	16	3	5	24	-58.62
CITY OF SYDNEY	104	194	198	143	52	0	195	-1.52
COOK & PHILLIP	17	11	20	12	4	0	16	-20.00
CRANBROOK EASTERN EDGE	114	80	59	66	3	0	69	16.95
CRONULLA	171	137	109	80	5	0	85	-22.02
DRLC MAROUBRA	119	110	126	96	21	18	135	7.14
DRUMMOYNE	125	123	116	74	23	5	102	-12.07
ENFIELD	73	64	51	44	10	0	54	5.88
ENGADINE	98	41	41	24	5	13	42	2.44

# Swimming NSW

## Membership Report

	2011-2012	2012-2013	2013-2014	SW	NS	LM	2014-2015 TOTAL	% CHANGE
<b>METRO SOUTH EAST CONT</b>								
GYMEA BAY	0	0	0	0	0	0	0	0.00
HURSTVILLE AQUATIC	85	104	89	21	6	4	31	-65.17
JONES	72	53	51	56	7	3	66	29.41
JONES TEMPE TORPEDOES	0	45	67	49	10	0	59	-11.94
KOZY	0	0	53	39	38	0	77	0.00
KRB AQUATICS	0	10	1	70	47	0	117	11600.00
LEICHHARDT	157	179	174	167	15	7	189	8.62
LITTLE SHARKS	12	2	0	0	0	0	0	0.00
MACCABI	32	29	36	37	2	2	41	13.89
MENAI	61	40	41	42	6	1	49	19.51
MLC MARLINS	159	132	130	61	51	0	112	-13.85
NC AQUATIC	102	177	139	115	12	3	130	-6.47
NORTH RAMSGATE	17	31	30	26	1	10	37	23.33
OATLEY	125	6	0	0	0	0	0	0.00
PEAKHURST	98	100	98	77	1	26	104	6.12
RANDWICK & COOGEE	115	124	114	100	6	15	121	6.14
ROSELANDS	79	79	65	17	7	21	45	-30.77



# Swimming NSW

## Membership Report

	2011-2012	2012-2013	2013-2014	SW	NS	LM	TOTAL	% CHANGE
<b>METRO SOUTH EAST CONT</b>								
SANS SOUCI SEA DEVILS	108	91	99	88	13	6	107	8.08
SEA'S THE LIMIT	83	94	74	37	10	0	47	-36.49
SHIRE SHARKS	19	24	20	0	0	0	0	-100.00
SLADEM	39	50	65	26	14	8	48	-26.15
SLC AQUADOT	168	132	140	129	23	5	157	12.14
SOUTH SYDNEY	0	2	0	0	0	0	0	0.00
SUTHERLAND WARATAH	26	9	5	0	0	5	5	0.00
SWIM STARS	2	0	0	0	0	0	0	0.00
SYDNEY SWIM PLC	81	120	118	88	56	0	144	22.03
SYDNEY UNIVERSITY	176	156	177	101	67	0	168	-5.08
TIVOLI	98	134	115	131	4	0	135	17.39
TRINITY GRAMMAR	98	100	97	76	19	0	95	-2.06
UNCLE JACKS	0	0	9	0	0	1	1	-88.89
UNIVERSITY OF NSW	122	109	100	98	13	2	113	13.00
<b>TOTAL</b>	<b>3469</b>	<b>3463</b>	<b>3304</b>				<b>3388</b>	<b>2.5</b>



# Swimming NSW

## Membership Report

	2011-2012	2012-2013	2013-2014	SW	NS	LM	TOTAL	% CHANGE
<b>METRO SOUTH WEST</b>								
AQUABLITZ TOONGABBIE	146	139	171	120	70	3	193	12.9
AQUAFORCE	0	64	52	0	0	0	0	-100.0
ATLANTIS	83	68	95	72	44	0	116	22.1
BANKSTOWN SPORTS	91	37	24	1	1	13	15	-37.5
BLACKTOWN CITY	175	171	118	67	55	11	133	12.7
CAMDEN	59	69	99	46	8	7	61	-38.4
CAMPBELLTOWN	159	168	149	104	33	15	152	2.0
DIVE IN PENRITH	100	118	109	16	15	0	31	-71.6
HOLSWORTHY HAMMERHEADS	51	44	28	56	10	0	66	135.7
LIVERPOOL	191	171	139	96	44	13	153	10.1
MACARTHUR INDOOR	17	4	0	0	0	0	0	0.0
MACQUARIE FIELDS	96	128	98	68	12	13	93	-5.1
MCCREDIE PARK AQUATICS	53	82	51	34	2	7	43	-15.7
MERRYLANDS	141	128	127	82	22	20	124	-2.4
MOUNT ANNAN	133	123	126	100	20	0	120	-4.8
MOUNT PRITCHARD (MOUNTIES)	97	55	57	24	18	0	42	-26.3
NARELLAN	107	99	62	31	10	0	41	-33.9



	2011-2012	2012-2013	2013-2014	SW	NS	LM	2014-2015 TOTAL	% CHANGE
<b>METRO SOUTH WEST CONT</b>								
NEPEAN AQUATIC CENTRE	211	194	153	138	101	0	239	56.2
PENRITH	138	96	110	43	43	7	93	-15.5
PENRITH RSL YOUTH	26	39	33	37	0	0	37	12.1
PICTON	93	94	88	77	8	2	87	-1.1
PRAIRIEWOOD	39	29	33	40	22	0	62	87.9
REVESBY WORKERS	101	94	96	59	14	6	79	-17.7
RIPPLES ST MARYS	163	135	118	65	19	21	105	-11.0
ROYAL AQUATIC	0	77	10	0	9	1	10	0.0
SHAW SPARTANS	49	14	0	0	0	0	0	0.0
SWIM CLUB EMERTON	37	45	38	31	25	0	56	47.4
SWIMFIT MACARTHUR	31	9	0	0	0	0	0	0.0
WENDEN	56	60	45	22	5	10	37	-17.8
WEST DOLPHINS	12	12	0	0	0	0	0	0.0
<b>TOTAL</b>	<b>2655</b>	<b>2566</b>	<b>2229</b>				<b>2188</b>	<b>-1.8</b>



# Swimming NSW

## Membership Report

	2011-2012	2012-2013	2013-2014	SW	NS	LM	2014-2015 TOTAL	% CHANGE
<b>MOUNTAIN &amp; PLAINS</b>								
BATHURST CITY	112	136	127	97	20	3	120	-5.5
BLAYNEY	21	38	60	41	12	0	53	-11.7
CANOWINDRA	110	102	89	109	6	0	115	29.2
CITY OF ORANGE	115	193	126	125	10	9	144	14.3
CONDOBOLIN	166	160	122	103	5	8	116	-4.9
COWRA	172	164	127	120	12	4	136	7.1
CUDAL	38	59	69	67	6	1	74	7.2
CUMNOCK	26	0	2	0	0	0	0	-100.0
FORBES	141	148	151	128	12	8	148	-2.0
GLENBROOK	125	145	143	141	15	6	162	13.3
GRENFELL	129	145	141	107	8	0	115	-18.4
JETS	89	105	93	74	8	0	82	-11.8
KANDOS RYLSTONE	19	33	40	42	5	0	47	17.5
KATOOMBA RSL	75	68	59	36	22	6	64	8.5
KINROSS WOLAROI	34	83	79	41	3	1	45	-43.0
LAKE CARGELLIGO	30	56	46	33	6	0	39	-15.2
LAWSON	61	51	49	44	4	2	50	2.0

# Swimming NSW

## Membership Report

	2011-2012	2012-2013	2013-2014	SW	NS	LM	2014-2015	% CHANGE
							TOTAL	
<b>MOUNTAIN &amp; PLAINS CONT</b>								
LITHGOW	130	151	134	50	94	3	147	9.7
MANILDRA	51	55	47	37	2	0	39	-17.0
MOLONG	35	25	19	61	5	0	66	247.4
ORANGE EX-SERVICES JR POLAR BEARS	75	46	4	0	0	2	2	-50.0
PARKES	163	162	170	93	12	2	107	-37.1
PEAK HILL	33	35	24	19	2	0	21	-12.5
SPRINGWOOD	91	147	121	57	46	3	106	-12.4
TRUNDLE	47	60	39	36	13	0	49	25.6
TULLAMORE	45	49	59	43	10	0	53	-10.2
<b>TOTAL</b>	<b>2133</b>	<b>2416</b>	<b>2140</b>				<b>2100</b>	<b>-1.9</b>
<b>NEW ENGLAND &amp; NORTH WEST</b>								
ARMIDALE	67	46	40	31	4	1	36	-10.0
ARMIDALE ALLIGATORS	99	105	99	49	43	2	94	-5.1
ASHFORD	20	0	23	17	9	0	26	100.0
BARRABA	49	47	48	17	11	0	28	-41.7
BINGARA	6	73	81	0	0	0	0	-100.0



	2011-2012	2012-2013	2013-2014	2014-2015				
				SW	NS	LM	TOTAL	% CHANGE
<b>NEW ENGLAND &amp; NORTH WEST CONT</b>								
BOGGABRI	23	39	23	17	10	1	28	21.7
DENMAN	85	115	111	112	6	7	125	12.6
EMMAVILLE DEEPWATER	34	29	39	16	12	0	28	-28.2
GLEN INNES	140	133	162	87	32	3	122	-24.7
GUNNEDAH	454	458	428	99	215	12	326	-23.8
GUYRA	61	46	26	35	5	0	40	53.8
INVERELL	85	96	92	49	28	8	85	-7.6
KOOTINGAL MOONBI	100	120	136	72	36	1	109	-19.9
MANILLA	42	55	41	59	6	1	66	61.0
MERRIWA	0	0	0	61	4	0	65	100.0
MOREE	19	61	78	102	8	0	110	41.0
MUNGINDI	17	74	71	73	16	0	89	25.4
MUSWELLBROOK	116	89	98	52	29	10	91	-7.1
NARRABRI STINGRAYS	155	159	112	67	33	2	102	-8.9
NUNDLE	23	20	9	30	17	0	47	422.2
QUIRINDI	69	102	128	79	53	6	138	7.8
SCONE	109	122	127	117	11	0	128	0.8





# Swimming NSW

## Membership Report

	2011-2012	2012-2013	2013-2014	SW	NS	LM	2014-2015 TOTAL	% CHANGE
<b>NEW ENGLAND &amp; NORTH WEST CONT</b>								
SCULLY PARK TAMWORTH	137	138	102	43	9	0	52	-49.0
TAMWORTH CITY	202	225	197	149	162	2	313	58.9
TENTERFIELD	41	65	64	74	38	1	113	76.6
URALLA	42	31	0	0	0	0	0	0.0
WARIALDA	59	65	45	38	19	0	57	26.7
WEE WAA	65	92	71	54	10	0	64	-9.9
WERRIS CREEK	31	53	64	49	31	15	95	48.4
<b>TOTAL</b>	<b>2350</b>	<b>2658</b>	<b>2515</b>				<b>2577</b>	<b>2.5</b>
<b>NORTH COAST</b>								
ALSTONVILLE	87	82	73	55	2	0	57	-21.9
AQUA Z	3	3	0	0	0	0	0	0.0
BALLINA INDOOR	48	28	29	11	4	2	17	-41.4
BALLINA MEMORIAL	5	5	8	3	1	0	4	-50.0
BELLINGEN	42	54	40	26	12	0	38	-5.0
BULADELAH	19	11	14	12	0	0	12	-14.3
BYRON BAY RSL	60	60	62	57	4	0	61	-1.6
CASINO	116	97	74	74	6	4	84	13.5



# Swimming NSW

## Membership Report

	2011-2012	2012-2013	2013-2014	SW	NS	LM	2014-2015 TOTAL	% CHANGE
<b>NORTH COAST CONT</b>								
COFFS HARBOUR	84	106	136	112	33	1	146	7.4
CRESCENT HEAD POINTERS	31	33	25	33	4	2	39	56.0
DORRIGO	53	63	43	40	26	0	66	53.5
FORSTER AQUATIC	71	66	95	58	15	0	73	-23.2
GLOUCESTER THUNDERBOLTS	77	100	77	100	0	0	100	29.9
GRAFTON	74	93	78	75	11	2	88	12.8
KEMPSEY	87	135	120	68	47	17	132	10.0
KINGSCLIFF	85	70	72	56	6	6	68	-5.6
KYOGLE	53	59	74	73	9	0	82	10.8
LAURIETON	90	87	69	42	11	7	60	-13.0
LISMORE INDOOR	2	0	0	0	0	0	0	0.0
LISMORE WORKERS	75	81	92	97	34	2	133	44.6
LOWER MACLEAY	32	20	11	22	4	0	26	136.4
MACKSVILLE MARLINS	100	86	90	59	29	10	98	8.9
MULLUMBIMBY	56	24	44	43	5	5	53	20.5
MURWILLUMBAH	89	94	82	68	14	7	89	8.5
PORT MACQUARIE	153	173	158	79	23	8	110	-30.4



	2011-2012	2012-2013	2013-2014	SW	NS	LM	2014-2015 TOTAL	% CHANGE
<b>NORTH COAST CONT</b>								
RICHMOND VALLEY	35	42	37	31	7	0	38	2.7
SAWTELL	127	137	147	116	12	7	135	-8.2
STROUD SEALS	0	33	33	0	0	0	0	-100.0
TAREE	52	62	65	39	18	2	59	-9.2
TEA GARDENS HAWKS NEST	58	0	0	0	0	0	0	0.0
TRINITY LISMORE	103	83	72	53	13	2	68	-5.6
TSA	27	15	29	6	5	4	15	-48.3
TWEED HEADS	2	0	0	0	0	0	0	0.0
TWIN TOWNS	71	57	31	33	25	5	63	103.2
WAUCHOPE	71	99	76	49	29	2	80	5.3
WINGHAM	86	86	79	53	10	4	67	-15.2
WOODENBONG	56	69	77	53	13	9	75	-2.6
WOOLGOOLGA	46	36	31	44	1	0	45	45.2
YAMBA ORCAS	69	56	58	39	3	0	42	-27.6
<b>TOTAL</b>	<b>2395</b>	<b>2405</b>	<b>2301</b>				<b>2323</b>	<b>1.0</b>



	2011-2012	2012-2013	2013-2014	SW	NS	LM	2014-2015 TOTAL	% CHANGE
<b>SOUTH EASTERN</b>								
ALBION PARK	47	20	36	62	5	0	67	86.1
BATEMANS BAY	76	86	77	91	24	6	121	57.1
BAY & BASIN	70	78	99	54	9	0	63	-36.4
BEGA	66	72	65	37	29	2	68	4.6
BERKELEY	84	56	50	16	33	2	51	2.0
BOMADERRY	91	98	113	66	17	10	93	-17.7
BOMBALA	26	38	0	0	0	0	0	0.0
COBARGO	77	133	116	29	19	10	58	-50.0
COOMA	98	92	78	61	35	1	97	24.4
CORRIMAL	195	179	218	133	72	11	216	-0.9
DAPTO	115	183	147	76	19	4	99	-32.7
EDEN	70	67	42	35	20	5	60	42.9
HELENSBURGH HAWKS	68	67	40	19	3	7	29	-27.5
JINDABYNE	94	108	74	51	33	2	86	16.2
KIAMA	76	69	80	83	7	1	91	13.8



# Swimming NSW

## Membership Report

	2011-2012	2012-2013	2013-2014	2014-2015				
				SW	NS	LM	TOTAL	% CHANGE
<b>SOUTH EASTERN CONT</b>								
MORUYA	80	75	84	39	7	8	54	-35.7
NAROOMA	74	57	51	31	5	8	44	-13.7
NOWRA	171	146	114	83	31	9	123	7.9
OAK FLATS	101	132	158	181	9	6	196	24.1
PAMBULA COMMUNITY	90	99	95	42	27	3	72	-24.2
PORT KEMBLA	43	38	24	32	3	0	35	45.8
SHELLHARBOUR WARRIGAL	18	10	1	0	0	0	0	-100.0
THIRROUL	25	27	12	0	0	0	0	-100.0
ULLADULLA	64	135	156	61	37	9	107	-31.4
UNIVERSITY OF WOLLONGONG	22	0	0	0	0	0	0	0.0
WESTS ILLAWARRA AQUATIC	251	187	218	129	79	2	210	-3.7
WOLLONGONG	147	142	140	97	47	3	147	5.0
<b>TOTAL</b>	<b>2339</b>	<b>2394</b>	<b>2288</b>				<b>2187</b>	<b>-4.4</b>





# Swimming NSW

## Membership Report

	2011-2012	2012-2013	2013-2014	SW	NS	2014-2015		% CHANGE
						LM	TOTAL	
<b>SOUTHERN INLAND</b>								
ADELONG	0	1	0	44	2	0	46	100.0
ALBURY	285	255	223	229	16	3	248	11.2
ALBURY NORTH LAVINGTON	158	158	96	51	12	8	71	-26.0
ARDLETHAN	33	39	39	31	4	0	35	-10.3
ARIAH PARK	73	83	79	56	28	0	84	6.3
BARELLAN	9	14	12	7	0	4	11	-8.3
BATLOW	101	98	55	36	23	0	59	7.3
BINALONG NSW	0	0	80	26	6	0	32	100.0
BOOROWA	105	91	88	99	10	2	111	26.1
BORAMBOLA	57	26	29	0	40	0	40	37.9
COLEAMBALLY	59	45	44	47	4	0	51	15.9
COOLAMON	83	61	47	109	4	1	114	142.6
COOTAMUNDRA	77	93	94	58	28	6	92	-2.1
COROWA	102	92	84	53	10	1	64	-23.8
CORRYONG	0	0	80	52	29	5	86	7.5

# Swimming NSW

## Membership Report

	2011-2012	2012-2013	2013-2014	2014-2015				
				SW	NS	LM	TOTAL	% CHANGE
<b>SOUTHERN INLAND CONT</b>								
CULCAIRN	40	0	0	0	0	0	0	0.0
DENILQUIN	111	125	163	75	18	23	116	-28.8
EAST WAGGA-KOORINGAL	0	0	0	0	0	0	0	0.0
FINLEY	278	215	140	124	106	8	238	70.0
GANMAIN	39	50	47	40	13	0	53	12.8
GRIFFITH	69	76	95	55	24	7	86	-9.5
GT AQUATICS	89	88	118	84	8	0	92	-22.0
GUNDAGAI	64	77	91	60	10	0	70	-23.1
HARDEN MURRUMBURRAH	46	33	0	0	1	0	1	100.0
HAY	60	59	13	40	10	1	51	292.3
HILLSTON	43	58	0	88	1	0	89	100.0
HOLBROOK	57	2	0	0	0	0	0	0.0
JERILDERIE	31	28	29	27	3	0	30	3.4
JUGIONG	50	57	47	38	3	0	41	-12.8
JUNEE	80	90	48	44	25	8	77	60.4
LEETON	124	103	92	85	21	0	106	15.2



	2011-2012	2012-2013	2013-2014	2014-2015				
				SW	NS	LM	TOTAL	% CHANGE
<b>SOUTHERN INLAND CONT</b>								
NARRANDERA	134	124	136	99	93	7	199	46.3
QUANDIALLA	73	88	78	62	28	1	91	16.7
TEMORA	265	255	261	142	147	9	298	14.2
TUMBARUMBA	32	30	2	22	3	1	26	1200.0
TUMUT	93	88	88	86	6	3	95	8.0
UNGARIE	36	42	33	34	2	0	36	9.1
WAGGA ASTHMA	60	92	72	38	19	1	58	-19.4
WAGGA WAGGA	345	266	197	133	68	0	201	2.0
WEST WYALONG	83	71	76	62	4	7	73	-3.9
YANCO	91	140	186	93	96	0	189	1.6
YASS	142	113	109	70	46	2	118	8.3
YASS MAGPIES	0	15	14	0	0	0	0	-100.0
YOUNG	198	216	186	166	18	6	190	2.2
<b>TOTAL</b>	<b>3875</b>	<b>3657</b>	<b>3291</b>				<b>3768</b>	<b>14.5</b>



# Swimming NSW

## Membership Report

	2011-2012	2012-2013	2013-2014	2014-2015				
				SW	NS	LM	TOTAL	% CHANGE
<b>WESTERN</b>								
BARADINE	24	23	15	30	5	0	35	133.3
BOURKE	31	138	62	89	49	0	138	122.6
BREWARRINA YELLOWBELLY	0	0	23	0	0	0	0	-100.0
COBAR	88	106	101	96	11	0	107	5.9
COOLAH	99	130	146	55	119	1	175	19.9
COONABARABRAN	67	80	72	49	9	1	59	-18.1
COONAMBLE	98	79	87	43	24	1	68	-21.8
DUBBO CITY SWIMTECH	151	154	172	175	69	1	245	42.4
DUBBO RSL	68	68	53	63	6	7	76	43.4
DUNEDOO	54	61	56	35	3	0	38	-32.1
GILGANDRA	87	67	67	46	31	1	78	16.4
GULARGAMBONE	41	32	32	23	5	0	28	-12.5
GULGONG	46	0	37	0	0	1	1	-97.3
LIGHTENING RIDGE	37	34	45	20	6	0	26	-42.2
MENDOORAN MERRYGOEN	40	50	29	23	2	0	25	-13.8
MUDGEES	77	63	137	151	7	0	158	15.3



# Swimming NSW

## Membership Report

	2011-2012	2012-2013	2013-2014	2014-2015				
				SW	NS	LM	TOTAL	% CHANGE
<b>WESTERN CONT</b>								
MUDGEEO INDOOR	54	72	83	61	10	0	71	-14.5
NARROMINE	26	34	65	24	4	0	28	-56.9
NYNGAN	132	147	141	131	19	1	151	7.1
ORANA AQUATIC	69	95	146	130	71	1	202	38.4
TOTTENHAM	83	78	76	51	33	1	85	11.8
TRANGIE	94	71	75	56	24	1	81	8.0
WALGETT	66	85	76	76	21	0	97	27.6
WARREN	76	79	87	79	8	0	87	0.0
WELLINGTON	204	212	198	156	54	11	221	11.6
YEOVAL	42	55	67	62	5	0	67	0.0
<b>TOTAL</b>	<b>1854</b>	<b>2013</b>	<b>2148</b>				<b>2347</b>	<b>9.3</b>

**Key:** SW - Swimmer, NS - Non-swimmer, LM - Life Member



# Swimming NSW Sponsors

Supported by the



## Office of Communities - Sport & Recreation

Office of Communities NSW - Sport and Recreation is a major supporter of Swimming New South Wales, providing Sport Development Grants and advice and assistance in many varied areas. The Department's Industry and Partnerships section in particular, provide a valuable service to our sport.



## Speedo

Speedo is the official supplier of swim wear and equipment to our representative teams and squads. Speedo is also the naming rights sponsor of the NSW State Age Championships, both Summer and Winter.



## Accor Hotels

Swimming NSW has partnered with Accor Hotels to deliver our members excellent value when they travel throughout NSW and Australia for both swimming and pleasure.



## Nina Beilby Photography

Nina is an accredited member of AIPP, the Australian Institute of Professional Photography. Nina now has a wonderful studio in Chatswood where she shoots over 150 portrait sessions a year.

**PO BOX 571 SYDNEY MARKETS NSW 2129**

**Tel: 02 9763 5833**

**E: [admin@nsw.swimming.org.au](mailto:admin@nsw.swimming.org.au)**

**[www.nsw.swimming.org.au](http://www.nsw.swimming.org.au)**