



2019-2020 **SWIMMING NSW** ANNUAL REPORT



swimming
new south wales



OFFICERS AND ADVISERS 2019-2020

PATRON



Her Excellency The Honourable
Margaret Beazley AO QC
Governor of New South Wales

VICE PATRONS

The Premier of NSW The Honour-
able Gladys Berejiklian, MP
Mrs Ursula Carlile
Mrs Petria Thomas OAM

BOARD OF DIRECTORS

President
Director
Director
Director
Director
Director
Director
Director
Director
Chief Executive Officer

Chris Fydler OAM
Janelle Barnett
Graham Towle OAM
Alex Boden
Lynn Lonngren
David Goff
Mark Payne
Sarah Platts
Benjamin Tuxford
Mark Heathcote

REPRESENTATIVES

Selectors

Delegate to Swimming Australia Ltd
Delegates to NSW Olympic Council
Delegate to Aust Commonwealth
Games
Auditors

Lynn Elliott, Neil Rogers and Vikki
Jacobsen
Chris Fydler OAM
Graham Towle OAM and David Goff
Graham Towle OAM

Ernst & Young

CONTENTS

Swimming NSW Objects of the Company	5
Swimming NSW Board Members	6
President's Report	8
Message from the CEO	11
Performance Pathway Report	18
Participation Report	38
Audit & Risk Committee Report	43
Technical Swimming Committee Report	45
Competitions Committee Report	49
Championship Summary	51
Audited Financial Report	53
Swimming NSW Membership Report	89
Swimming NSW Partners	115

LIFE MEMBERS

Life Member	Date of Induction
J. Taylor, C.B.E.*	10.09.42
E.S. Marks, C.B.E.*	10.09.42
B.R. Galland*	18.09.44
C.D. Bell*	12.09.46
J. Dexter, M.C.*	08.09.49
D. Hellmrich*	04.09.52
S.B. Grange,.*	09.09.54
W. J. Williams *	06.09.56
J.H. Morison*	06.09.56
R.F. Pegram*	04.09.58
J. Brophy, I.S.O., K.O.S.G.*	06.09.62
Hon. L. J. Herron, C.M.G.*	02.09.65
R.G. Askew*	10.06.67
P. Flynn*	14.06.69
J.C. Chapman Jnr*	14.06.69
W. Berge-Phillips*	14.06.69
J.P. Henri*	13.06.70
L. Phillips*	27.06.74
K.F. Knight*	18.06.77
N.B. Dixon*	21.06.80
R.D. Faraday*	18.06.83
H. J. Lang*	15.06.85
E. Stewart*	14.06.86
J. Valler*	14.06.86
S.W. Aldritt*	13.06.87
I. Wye, M.B.E.*	13.06.87
I. King O.A.M.*	18.06.88
J. Harrison*	17.06.89
H. J. Schofield*	17.06.95
R. Jordan*	13.06.98
T. Samuel	13.06.98
C.B. Rickards*	19.06.99
H. Wood	17.06.00
C. Harris	16.06.07
P. Troy	14.06.08
N. Rogers	23.07.16
G. Pye	23.07.16
S. Bergersen	28.07.18

*denotes deceased

SERVICE EXCELLENCE AWARDS

The Service Excellence Awards recognise outstanding service to the Company.

2017

Val Fenbow
Gordon Fenbow
Deborah Parmenter
John Bladon
Ken McLennan

2016

Ken Howard
Keith Midgley

2015

Jennifer Riley
Alan Forsyth

2013

Norman Roberts
Stephen Hardy
Ann Pilkie

2012

Michael Donnelly
Leonardo Repeti
Lesley Pike
Joanna Wazny
Patricia Roberts

2011

Helen Ashpole
Pauline Corthorn
Joan Kellet OAM
John Skene OAM
John McIntosh

2010

Neil Rogers
Janelle Barnett
Sunny Bidner
Amanda Charnock
Robert Guyer

2009

Dennis Browning
Lynette Crossley
Peter Hall
Margaret Kniha
Janice Tredinnick

2008

Faye Rowles
Margaret
Spurway
Ian Lamb

2007

Albert Williams
Jo Currell
David Billingham
Gladys Pye
Jim Pye

THE OBJECTS OF THE COMPANY ARE TO:

- affiliate and otherwise liaise with SAL or its successor or assign and such other bodies as may be desirable to achieve these Objects;
- conduct encourage, promote, advance, control and administer swimming activities in and throughout New South Wales;
- provide for the conduct, encouragement, promotion and administration of swimming activities through and by various Member Associations for the mutual and collective benefit of the Members;
- provide for the conduct, encouragement, promotion and administration of educational activities through and by various Member Associations and Associate Members for technical officials, coaches, athletes and learn to swim programs for the mutual and collective benefit of the Members;
- act in good faith and loyalty to ensure the maintenance and enhancement of the Company and swimming, its standards, quality and reputation for the collective and mutual benefit of the Members and swimming;
- at all times operate with and promote mutual trust and confidence between the Company and the Members in pursuit of these Objects;
- at all times to act on behalf of, in the interests of, and in conjunction, with the Members;
- promote the economic and sporting success, strength and stability of the Company, and each Member Association and to act interdependently with each Member Association in pursuit of these Objects;
- ensure compliance with the by-laws, policies and rules as amended from time to time of FINA, SAL And the Company;
- make New South Wales the leader in Australian swimming;
- apply the property and capacity of the Company towards the fulfillment and achievement of these Objects;
- use and protect the Intellectual Property;
- collect, distribute and publish information in connection with swimming;
- promote and control state meetings, competitions and championships and to the extent relevant, promote and assist in conducting national and international meetings, competitions and championships;
- strive for governmental, commercial and public recognition of the Company, the Member Associations and swimming;
- promulgate and secure uniformity in such rules as may be necessary or appropriate for the management and control of swimming and related activities in New South Wales;
- promote swimming as a spectator sport;
- through or in association with the Member Associations or other entities or of itself, promote the health and safety of all Individual Members;
- pursue through itself or others such commercial arrangements, including sponsorship and marketing opportunities as are appropriate, to further these Objects;
- formulate or adopt and implement appropriate policies, including in relation to member protection, equal opportunity, equity, drugs in sport, health, safety, junior and senior programs and such other matters as arise from time to time as issues to be addressed in swimming;
- represent the interest of its Members and of swimming generally in any appropriate forum;
- have regard to the public interest in its operation;
- do all this is reasonably necessary to enable these Objects to be achieved and to enable the Members to receive the benefits which these Objects are intended to achieve;
- encourage and promote performance-enhancing drug free competition; and
- undertake and or do all things or activities which are necessary, incidental or conducive to advance these Objects.

OBJECTS OF THE COMPANY



BOARD OF DIRECTORS



CHRIS FYDLER OAM

President


Chris is the current Swimming NSW President. He is a former competitive swimmer who represented Australia internationally from 1989 to 2000 amassing over 20 national championships including five consecutive national 100-metre freestyle championships & competed in three consecutive Summer Olympics. He made Olympic history at Sydney in 2000, when he Michael Klim, Ian Thorpe and Ashley Callus defeated the US team for the first time in Olympic history by winning the men's 4×100-metre freestyle relay.



JANELLE BARNETT

Director

Janelle has been a member of the Swimming NSW Technical Swimming Committee since 1997, Chairman since 2010; Hon. Secretary Sept, 2004-2007 and FINA Referee 2003-2010. Janelle was awarded Swimming Australia's Technical Official of the Year Award in 2002, received the Swimming NSW Service Excellence Award in 2010 and has trained Technical Officials since 1987. Janelle is also a SAL qualified Presenter and Assessor and was a member of SNSW Sub-Committee for Competition Strategy Review, 2009.



GRAHAM TOWLE OAM

Director

Graham is a Life Member of McCredie Park Aquatics, is a past President of Swimming NSW and is a Technical Official. Graham has held several positions including a member of the Education Committee, Chairperson of the Open Water Technical Committee, Chairperson of the Audit and Risk Committee and Director on the Board of NSW Aquatics Management.



ALEX BODEN

Director

Alex is currently the President Abbotsleigh Swim Club and he has been involved in the sport of swimming for many years. Both of Alex's daughters begun swimming competitively from a young age and now swim for the Abbotsleigh Swim Club. Alex has vast commercial acumen, along with extensive experience in business strategy and an advanced ability to build high-performing teams.



LYNN LONNGREN

Director

Lynn has been a long-term Swimming NSW Director and is also a Life Member of Knox Pymble Swimming Club. A Silver Licence ASCTA accredited Coach, Lynn is also a Director and Life Member of ascta NSW and Director and Vice President of ASCTA National. Lynn has excellent knowledge in athlete pathway development, high performance coaching and aquatic management.



DAVID GOFF

Director

David is a Life Member and President of Peakhurst Amateur Swimming Club Inc. He has been involved with swimming for over 25 years at a State, Area and Club level and is a level 1 Swimming Australia Referee. David is Chairperson of SNSW's Audit and Risk Committee and Board Member of SNSW Aquatic Management Pty Ltd. David is also a CPA and holds an MBA from UTS.



MARK PAYNE

Director

Mark is a Life Member of The Hills Swimming Club, a member of the Audit and Risk Committee and is a Technical Official. Mark holds a Bachelor of Economics, Bachelor of Laws, Master of Laws and Graduate Diploma in Applied Finance and Investment. Mark's professional associations include Solicitor, Supreme Court of NSW, Fellow, Financial Services Institute of Australia, and a Member, Australian Institute of Management.



SARAH PLATTS

Director

Sarah is currently a member of the SOPAC Swimming Club Committee where her daughter swims. Sarah has been involved in Swimming for many years. Sarah has a high level of experience in human resource management and leadership development, as well as an excellent knowledge of strategic planning, brand planning and team effectiveness.



BENJAMIN TUXFORD

Director

Benjamin is currently the President of ASCTA NSW, and has been a Director of the coach and teacher association since 2009. He is the Director of Swimming at Trinity Grammar School and a Gold Licence ASCTA accredited coach, who also holds a Bachelor of Arts and a Master of Teaching (Primary). Over the years, Benjamin has toured with numerous New South Wales and Australian teams as a coach.

PRESIDENT'S REPORT

by Chris Fydler OAM



On behalf of the board and staff of SNSW, I hope that all of our members and your families have remained safe and well during this first half of 2020. It is during, what can be argued, as the most disruptive and challenging periods in our sport's history that I present my second report as President of Swimming NSW. In what seems a long time ago, the season commenced with the continuing drought affecting most of our state's regions and particularly our western members, this was compounded in late 2019 and early 2020 by the worst bushfire season in our memory causing personal distress and loss to many of our members and numerous carnivals at all levels throughout the state to be cancelled. Then in late March 2020, like most of the nation, all pools in NSW were closed as a result of the COVID-19 pandemic. This had a devastating impact on our swimming industry and related communities. It is only now, in late June, that pools are beginning to open again to our clubs and squads, coaches are beginning to be reemployed, and our clubs and regions are starting to meet again.

For this reason, it is sometimes difficult to look back to the immediate year before COVID-19, but I think it important to highlight the hard work and positive achievements of our organisation and members. Despite the shortened season, much was still achieved in areas of participation, performance and partnerships, and I have highlighted these below.

It is also important for us now to look forward to the second half of 2020 and the summer season for 2020/21. Swimming provides hope, fun and inspiration for much of our nation, and it is our collective responsibility to ensure that we restart our sport as safely and sensibly as possible to ensure that swimming remains as one of the nations, and of course NSW's favourite sports.

PARTICIPATION

Whilst NSW represents over 40% of the registered members of Swimming Australia, NSW followed the national trend of overall membership falling slightly this year with NSW contributing approximately 28,000 members to the national membership. We believe the drop can be attributed to a number of factors, the most significant being the cancellation of the Optus Junior Dolphins program which offered free membership for children 7 & Under.

It is pleasing to note the continued success of our Club Support Officers program across the State. Combined with the good work of our Regional Coaching Director, Chris Myers, our CSOs play a critical role in the delivery of support to the clubs and coaches throughout NSW and provide a valuable channel for feedback to

our organisation on issues and ideas that are identified by our stakeholders.

An exciting announcement for Swimming NSW this year was the acquisition of Swim League and the employment of its founder Adam Beisler. We are excited to introduce the fast paced, fun, and team-based format across the state in 2020, and look forward to seeing its further development over the coming years.

We were also proud of our improved member wellness support initiatives which commenced this year. In partnership with the respected Black Dog Institute, we conducted an in depth survey of the officials in our swimming community to better understand the support requirements for that important membership group. We also announced a new strategic relationship with Australia's leading online mental health organisation Reach Out Australia.

PERFORMANCE

Sadly, this year's Junior State Age and National Long Course Championships were cancelled, so we will have to wait until next year to report the continued improved performance of our age group swimmers.

One of our key focuses in the area of performance is to continue to develop clarity around pathways and support for young athletes who wish to compete at

the highest levels of our sport.

Throughout the year, with the assistance of Ron McKeon (NSW Technical Director), we continued to improve the connection of squads around the state with our three Performance Hubs, headed by Simon Cusack (Northern Metropolitan Hub), Adam Kable (Olympic Park Hub) and Shannan Rollason (ACT Performance). All squads have benefitted from new younger members joining and we are confident that this model will enable more NSW Swimmers to represent us on National Teams

At this year's (2019) World Championship in South Korea we were thrilled to have four of our NSW members competing for Australia. Congratulations to Cate Campbell, Bronte Campbell, Matt Wilson and Bradley Woodward on their performances and many medals at that meet. We would also like to extend our congratulations to Simon Cusack and Adam Kable, who were appointed as coaches on this team.

Regrettably with the COVID-19 shutdown of sporting competitions globally, the Olympics in Tokyo and therefore our Olympic Trials were postponed to 2021, however we hope the extra time in preparation for the 2021 Olympics will allow more time for even more NSW athletes to

"At the 2019 World Championship in South Korea we were thrilled to have four NSW members competing for Australia. Congratulations to Cate Campbell, Bronte Campbell, Matt Wilson Bradley Woodward on their performances & many medals"



join the National team next year.

An exciting addition to our Performance capability came during the year with the purchase and installation of an industry leading, dive-start biomechanical analytics system. In partnership with NSWIS and following a generous contribution from Hancock Prospecting, the system was installed at SOPAC to benefit all high-performance athletes and development teams in NSW.

PARTNERSHIPS

Delivery of our sport is not possible without the continued support of our partners and this year was no exception. In particular, I wanted to recognise the continued support from our key strategic partners, Swimming Australia (SAL), NSW Government (through its entities NSWIS, ACTAS, SOPA and the Office of Sport), ASCTA (NSW), Knox Grammar and Pymble Ladies College. I would also like to thank our commercial partners for their ongoing support; Hancock Prospecting, Speedo, Accor Hotels, 2XU, Arena, NSW Olympic Council and the NSW Commonwealth Games Association.

NATIONAL UPDATE

As many of you are aware, we operate as the largest of nine stakeholders within a national federated structure. This year, at the 2020 Swimming Australia AGM in October, John Bertrand will conclude his final term as President of SAL. John has done a great job over the last 8 years in leading the sport and will certainly leave some large shoes to fill for his successor. We congratulate and thank John for his achievements and look forward to participating in the process of electing the critical role of SAL President.

We would also like to acknowledge the additional investment and focus that Swimming Australia has made in driving improvement and usability of the Swim Central product. Whilst we recognise there is much still to do, we are thankful that

it has become a priority for the national organisation.

CONCLUSION

Whilst the achievements of the 2019/2020 have been dwarfed by the larger social challenges presenting to our communities today, it is important to recognise the amazing contribution of Mark Heathcote and the SNSW staff. Throughout this troubled period, the staff have continued to work hard and creatively to ensure we are best positioned to relaunch the sport as safely and fairly as we may be allowed.

I would like to thank my fellow directors of SNSW for their continuing contribution and strategic advice to our CEO, and his team. Importantly, I wanted to acknowledge long serving Director and Life Member Pat Troy for his enormous contribution to our sport over many decades. Pat retired from the SNSW Board in December 2019.

And finally, and most importantly a massive thank you to all of our volunteers, members and their families who have continued to provide the amazing support for our meets, clubs, areas, coaches and of course our swimmers during this difficult time. But with the hope of continued easing of restrictions throughout the State and Nation over the coming months, let's hope our focus for the second half of the 2020-21 season will be one of safely "restarting" the sport, supporting our 28,000 members to get back into training and start competing again, inspiring new members to join our fantastic sport and bring us back to some sort of normality – whatever that may be.

I look forward to seeing you all back on pool deck sometime soon.

Chris Fydler OAM

President

Swimming NSW

MESSAGE FROM THE CEO



I am pleased to present to you the 123rd Annual Report of Swimming New South Wales Limited.

This booklet contains reports on the competition and developmental areas of the sport along with a summary submitted by each of the Chairpersons of the Board, Competitions, Technical Swimming and Audit and Risk Committees.

It will also highlight our significant achievements and awards of the past year as well as the Company financial performance through a comprehensive audit report.

ACHIEVEMENTS

It would be fair to say that the 2019-20 year, particularly the Summer Season, was difficult for many of our members. The devastating drought that affected almost all of our State, the horrible bush fire season and the COVID-19 pandemic no doubt affected all our members in some way and therefore your attention would have been rightly focused on matters away from the pool. These events meant that we were not able to achieve many of the goals we set ourselves for 2019-20, with our memberships, events and financial position all being affected in some capacity. Our focus this year will therefore be on rebuilding our sport and supporting our members as they to recover from the events of the last 12 months. Notwithstanding the interrupted year, Swimming NSW was still able to achieve several key milestones against our Strategic Plan which will put us in a strong position as we move into the year ahead.

We were pleased to see improved performances by NSW athletes at National & International competitions over the course of the year. These improvements were achieved at both the National Age & National Club Championships in April and NSW topped the Medal Tally at the Australian SC Championships in October, which was a fantastic result for our State. At the 2019 FINA World Championships in Gwangju and the World Para Swimming Championships in London, NSW athletes, achieved many outstanding results and as a result of these performances, Swimming won Program of The Year at the 2019 NSWIS Awards.

A key focus remains our commitment to Coach Development. Ron McKeon, Jon Shaw and Chris Myers have continued their tireless work to educate, develop and mentor our coaches, so as to provide them with the necessary skills so they can help their swimmers reach their potential. Our Coach Leadership team have introduced

numerous initiatives throughout the year to provide educational and development opportunities for our coaches in addition to one on one mentoring on pool deck. ascta NSW continues to be an important partner for us in this space and without their support we wouldn't be able to implement many of these vital initiatives.

In July last year, Swimming NSW was excited to acquire Swim League Australia. Swim League has been a revolution since it was founded three years ago and is now the fastest growing and non-traditional swimming competition in Australia. Swimming NSW had long been searching for a new competition format that would attract fresh interest for swimmers who are looking for an alternative to traditional full weekend swimming meets, so acquiring Swim League Australia was a perfect solution. We hope that it will provide a point of entry for swimmers into our sport and also a place for swimmers to extend their swimming careers.

Following a successful launch at the State Age Championships in December the initial season was postponed due to COVID-19, but we are confident that once we can recommence, its unique team vs team format, providing a fun and exciting competition for swimmers coupled with a thrilling spectator event will be a key element in rebuilding our sport.

In September Swimming NSW was fortunate to partner with Hancock Prospecting to provide NSW's swimmers with the Escrito Sport Performance Analysis system. The system was developed by SportExpertise BV in the Netherlands and is considered among experts as the premier swimming analysis software in the World.

This system will integrate with the current NSWIS Camera system at SOPAC and allow Coaches and Athletes to conduct biomechanical analysis for starts, turns and sprints, giving immediate feedback on an athlete's performance. In simple terms it will allow our swimmers to compare visually their starts, turns and sprints against their Personal best and also World's best and make adjustments to their technique.

In January, we secured an agreement with SOPA that would see Swimming NSW run the Squad Program at SOPAC and we employed Matthew Brown to head up the program. Matthew works closely with the Sydney Olympic Park Hub Head Coach Adam Kable to provide a seamless pathway



from Learn to Swim through to Elite. We want to ensure that all of our Hubs are sustainable, so this agreement was great step forward to achieving this. We are continuing to work with other Centre's and Clubs to achieve our ultimate goal of increasing the number of first choice High Performance Training Centre's in NSW for our athletes.

Swimming NSW has continued to support our Clubs and Coaches to ensure that they have the water access they require to achieve their objectives. Our Coaching staff have also assisted greatly in this area through their visits to Coaches, enabling us to get a greater understanding of the issues that Coaches and Clubs are facing in terms of aquatic access, costs and employment security. This has allowed us to provide more targeted assistance to Coaches and Clubs.

During the year the new Swimming Australia Customer Relationship Management system, Swim Central was launched and despite an enormous amount of work completed

by the States and Swimming Australia prior to the launch, the product fell well short of our expectations and those of our members. We understand that this created a lot of angst and frustration across the entire swimming community and our volunteers wore the brunt of this, which was disappointing for all involved. The COVID-19 situation created a unique opportunity to allocate more staffing resources to the project and Swimming Australia has also invested further funds with a view to creating a much more user friendly product for our volunteers and members to use come the Summer Registration and Events season.

The implementation of Swim Central combined with the cessation of the Optus Junior Dolphin program along with other

factors resulted in a fall in our membership figures of just under 17% to 27,585. The events over the Summer Season that I listed in earlier in the report would have also had an affect on our membership levels. This result was disappointing and we will need to work hard to reverse this trend as we re-build our sport this year, but we are confident we will be able to at least stabilize the membership and will grow again in 2021/22 following the 2020 Tokyo Olympic Games.

It remains our goal to continue to support the grass roots aspects of the sport which will assist in maintaining participation levels across the State and also enable us to attract new people to our sport. We launched and continued several Participation projects across the State during the year to engage with both

current and potential members and these are all outlined further later in the report.

Despite events interrupting or cancelling several of our key Championships, we were still able to run many successful

events over the Winter and Summer Championship seasons. The second year of the changes we implemented last year continued to work well and attendance levels were maintained, despite event entry system issues particularly during the Winter Season as Swim Central came online. We are currently working on a Return to Competition Plan post COVID-19 that will allow our swimmers to return in a fair and safe manner initially before we head into what we hope will be a great Summer Season. We remain committed to evolving our events so that they provide an appropriate competition pathway for our swimmers as well as a high level of customer satisfaction for our attendees.

"Swim League has been a revolution since it was founded three years ago and is now the fastest growing and non-traditional swimming competition in Australia "

Communication with our members remains a key focus for Swimming NSW and we have continued to utilise various communication strategies in the last year. We have continued to develop the Swimming NSW website and we also launched the Swim League website in December last year. In the year ahead we will launch our new online store which will allow our members to purchase products from our swim store at Sydney Olympic Park Aquatic Centre as well as SNSW Merchandise. We have continued with our weekly Hot Off the Blocks Club Newsletter & monthly Swimmer Magazine. We also continue to develop our presence on Social Media to provide our members with the information they need and to also build our swimming community online.

Our Standing & Management Committees continue to provide excellent advice and guidance on various operational and strategic aspects of our sport. The Committees ensure we are working towards a continuous path of improvement and are regularly developing new initiatives for our members. We are always looking for new people to nominate for our Standing Committees and there are regularly vacancies on these Committees, so I would encourage anyone who is interested in these Committees to please nominate for one of these important roles.

Swimming NSW maintains its support to our large volunteer base through our Technical Swimming Committee. Throughout the year, the Committee has continued to look at ways to simplify both the Accreditation and Officiating Pathways to make it easier for volunteers to be involved in our sport and to also provide development

and mentoring opportunities for these individuals.

We have continued promote our Online Technical Official Training modules and there is now a total of seven online Courses available on the SNSW Training website. We have had nearly 3500 unique candidates take one of these courses across Australia and overseas. During the year we added the Dolphin Operator Course and in the next few months we will add the Meet Manager Operator Course. The Online Assessment Request tool that we launched last year to assist individuals in getting assessed and also ease the burden on Area Technical Swimming Coordinators in arranging the various assessments has been working well. All our volunteers continue to be kept up to date with the latest information and news through the Technical Swimming Committee's bi-monthly newsletter & Facebook Technical Officials Group.

The Committee have also continued to develop and improve the Technical Official Development program which runs in parallel to the Area Development Program which has been well received and provides development opportunities for up and coming Area Technical Officials. The Committee continues to investigate new technologies and processes to make the Officiating pathway and experience easy to navigate and also enjoyable.

I would also like to take this opportunity to acknowledge the ongoing support of sponsors, Hancock Prospecting, Speedo, Accor Hotels, NSWIS, the NSW Office of Sport, and 2XU. Without the generous support of all our sponsors we would not

be able to foster, control and develop the sport of swimming in NSW to deliver membership and development activities for the benefit of all our members.

FINANCIAL PERFORMANCE

The Company recorded a loss for the financial year of \$80,977 mainly due to COVID-19 which forced the cancellation of the 2020 Junior State Age Championships and associated activities just prior to year-end. This is our first loss in eight years which has meant that despite the COVID-19 pandemic Swimming NSW has been able to remain in a relatively strong financial position.

Up until March, Swimming NSW had been tracking to record a small profit for the year, so this result is disappointing but also largely beyond the Company's control given the timing of the COVID-19 pandemic being so close to the end of our financial year. Following the implementation of Government restrictions that effectively closed down our sport for the foreseeable future, Swimming NSW Management and Board moved quickly to put a new Budget and Cash Flow Forecasts in place to protect our financial position as best as possible. The initial easing of restrictions earlier than first expected will assist us, but Management and the Board will continue to monitor the situation closely and will adjust our operations as required.

As noted previously, the Board invested \$500,000 in an Investment Fund with Swimming Australia which is managed by Escala Partners and the value of this investment at the end of last year had risen to \$574,329. Unfortunately, this year the value of the investment fell to \$549,683 mainly due to market volatility associated with COVID-19. The unrealised loss on this investment of \$46,325 combined with the net deficit gave us an overall loss for the year of \$127,302.

CONGRATULATIONS

Congratulations to **Mrs. Suzanne Bergersen OAM** for receiving an award in the 2020 Australia Day Honours List for her outstanding contributions and services to the sport of swimming.

To the following individuals on their involvement in the NSW Champions of Sport Ceremony held in November 2019: -

Simon Cusack – Recipient – NSW Coach of the Year

Cate Campbell OAM – Finalist – NSW Athlete of the Year

Tiffany Thomas Kane OAM – Finalist – NSW Athlete of the Year with a Disability

Matthew Wilson – Finalist – NSW Young Athlete of the Year

Jasmine Greenwood – Finalist – NSW Young Athlete of the Year with a Disability

Faye Lewis – Finalist – NSW Official of the Year

To the following individuals on their involvement in the NSWIS Awards held in November 2019: -

Simon Cusack – Recipient – Coach of the Year

Cate Campbell OAM – Recipient – Female Athlete of the Year

Swimming – Recipient – Program of the Year

To the following individuals on their involvement in the Swimming Australia Awards held in November 2019: -

Tiffany Thomas Kane OAM – Recipient – Paralympic Program Swimmer of the Year

Faye Lewis – Recipient – Technical Official of the Year

Matt Roberts – Recipient – Local Legend of the Year

To the following individuals on their involvement in the NSW Community Sport Awards Ceremony held in June 2019: -

Faye Lewis – Recipient – NSW Community Official of the Year

Chris Fydler OAM – Finalist – NSW Volunteer Director of the Year

Isaak Wilson – Finalist – NSW Young Community Official of the Year

To all the NSW based swimmers, coaches and managers who were selected to represent Australia at the 2019 FINA World Championships, 2019 World Para Championships, 2019 World University Games Team and 2019 FINA World Junior Championships all of whom are listed later in this report.

APPRECIATION

I would like to acknowledge the involvement of the following organisations and individuals for their support throughout the year:

- Ross Coggan, Director Venue Management – Sport Venues at Sydney Olympic Park Authority and his staff for their co-operation and support of our activities.

- Mrs Gina Rinehart for her outstanding contribution to the sport of swimming not just in NSW but also Australia.
- Kevin Thompson and the staff at the NSW Institute of Sport for their approach to the ever-developing program partnerships.
- Leigh Russell and the staff at Swimming Australia for their ongoing assistance.
- Nick Hubble, Executive Director Commercial and Tony Houhlias, Executive Manager – Sport Development at Sydney Olympic Park Authority for their continuous advice and support on the continued development of the sport of swimming.
- The representatives of the Company Standing & Management Committees
- To Chris Fydler for your support, guidance and outstanding leadership throughout the year.
- To all Board members for their leadership and support throughout the year, as well as Area representatives, Club representatives, Technical Officials, coaches, parents and athletes who have contributed at any level over the last 12 months I extend a sincere thank you for your continued involvement.

I would also like to acknowledge and thank both Pat Troy and Steve Traplin who resigned from the Board during the year. Pat has made a significant contribution to the sport of swimming at all levels and his knowledge and experience on the Board will be sorely missed. Steve served for a much shorter period than Pat but his contributions from a commercial point of view were invaluable. I wish both gentlemen all the best for the future.

VALE

Glenn Tasker

Former Swimming Australia CEO

Brian Franklin

Life Member Metro South East

Lois Coombs

Life Member Swimming North Coast

Geoffrey Stain

Life Member Western

Shirley Freeman

Life Member Macksville Swimming Club

STAFF


Again, this year the staff structure has remained very stable, with only Paul Dobson & Shannon Smith leaving us last year. This staff continuity better positions the Company to deliver on key projects and activities throughout the year while providing a regular and high level of customer service to our members. This year we welcomed Aliena Conciatore (Digital Marketing Coordinator), who is looking after Michelle Johnson's role while she is on Maternity Leave, Matthew Brown (SOPAC Head Coach), Ryan Frost (SOPAC National Age Performance Coach), Kaz Suzuki (SOPAC State Age Coach), Daniel Benvenuti (SOPAC Junior Competition Coach), Mikaeli Cuell (Sport Administrator) and Adam Beisler (Swim League Director) and they have all been great additions to the Swimming NSW team.

I would also like to acknowledge the efforts of the Swimming NSW staff throughout the past year for their ongoing enthusiasm, support, innovation and dedication to the sport of swimming and our members. Without them, the Company would not be able to continue to positively react, respond and evolve to meet the daily challenges, goals and objectives of the sport of swimming we strive to achieve. Thank you once again for your friendships and encouragement throughout the year.

SUMMARY

As you will read in the following pages, the 2019/20 year was both rewarding and challenging for Swimming NSW, but we look forward to rebuilding our sport in the year ahead. We introduced many new initiatives this year as well as reviewing several existing Policies and Programs. We will continue to work diligently with our members at the forefront of our minds as meeting and exceeding their expectations will ensure our long-term success. Go the Mighty Blues!

Mark Heathcote
Chief Executive Officer
Swimming NSW





MIGHTY BLUES



DEVELOPMENT REPORT

AREA DEVELOPMENT PROGRAM

This year saw changes implemented for the Area Development squads. The inclusion of Area Coach consultation was implemented in the planning phase with a view to address local swimmer and coach needs and it was pleasing to see increased involvement from area coaches in the various development days. The Area Squads were re-named to National Area Representative Squad (NARS), Senior Area Representative Squad (SARS), Junior Area Representative Squad (JARS) and Achievers & Establishment.

Below is a table outlining the submitted number of swimmers throughout the state who attended the various area development days;

AREA	NARS	SARS	JARS	Achievers	Establishment	MC	TOTAL
ACT							
Coast & Valley	21	61	64	47	30	5	228
North Coast	4	10	16	9	2	6	47
Metro North East	19	19	53	35	35	0	161
Metro North West							
Metro South East							
Metro South West	31	25	78	34	0	0	168
Mountains & Plains	4	6	27	42	0	0	79
South Eastern							
Southern Inland	5	11	12	46	0	0	74
New England & North West	5	12	30	0	0	0	47
Western	0	0	0	40	80	0	120
TOTAL							924



In addition to the Area hosted Development Days, teams were invited to attend the Swimming NSW Development Meet for the relevant squad. Attendance by Area for the meets are included below;

AREA	SARS	JARS	TOTAL
ACT	24	23	47
Coast & Valley	44	48	92
North Coast	10	13	23
Metro North East	0	47	47
Metro North West	34	51	85
Metro South West	21	78	99
Mountains & Plains	0	17	17
South Eastern	12	11	23
Southern Inland	0	10	10
New England & North West	12	32	44
TOTAL	157	330	511

National Area Representative Squad (NARS): National Age Competitors who are ineligible for a SNSW Development Squad

Senior Area Representative Squad: 13 -18 State Age Qualifiers

Junior Area Representative Squad: 10 - 12 years State Age Qualifiers

PERFORMANCE PATHWAY PROGRAM

The 2019-20 season was another busy one for the Swimming NSW Performance Pathway Team. Overall, participation in the NSW Olympic and Paralympic pathway encompassed 11 squads and teams that consisted of 233 swimmers and 69 coaches, from 60 different NSW/ACT programs. Altogether, the team delivered 21 activities that ranged from training days to multi-day camps.

This year, the SNSW Pathway altered the age brackets of our squads to match the age groups at the Australian Age Swimming Championships. This was an important change to the pathway program as it meant NSW was aligned with athlete growth and maturation research currently being undertaken by Swimming Australia.

2019 SNSW SHARKS GOLD & SILVER SQUADS

In 2019, the SNSW Sharks Squad consisted of two tiers – the Sharks Gold and Sharks Silver. Female swimmers aged 13-15 years and male swimmers aged 14-16 years were eligible for these squads. The aim of the Sharks Squads was to identify and provide support for emerging age group swimmers and their coaches. The squad activities were based on bringing the squads together to create supportive environments for skill and personal development in preparation for potential selection onto a National Junior team/squad.

SHARKS GOLD SQUAD

The criteria for the Sharks Gold squad were swimmers who swam a squad qualifying time or were medallists at the 2019 Australian Age Swimming Championships. In addition, open water swimmers who were 14-15 years old and won a gold medal in the 5km at the 2019 Australian Open Water Championships were also selected for this squad. The squad maximum of 30 swimmers were selected.

The Sharks Gold Squad were involved in three activities: two testing weekends (May 2019 and February 2020) and a Tri Meet Camp in July.

The testing weekends followed Swimming Australia's Talent Identification Testing Protocols in which athletes were asked to complete swimming performance tests as well as anthropometry, physiotherapy and strength & conditioning screenings. SNSW would like to take this opportunity to thank Shaun Abbott (University of Sydney), Stephen Crowcroft (NSWIS), Chris Spinks (NSWIS) and Brent Kirkbride (Sydney Sports Medicine) for their time and efforts in preparing and conducting the testing on these days.

In July, the squad travelled south to Wagga Wagga and were joined by squads from Swimming Victoria and Swimming Tasmania

for a 5-day camp. Upon arrival in Wagga Wagga, all athletes, coaches and staff were divided into three teams named after the locations of future Olympic cities: Team Tokyo, Team Paris and Team LA. Each team was able to train together for the first three days in the lead up to "Tri-Meet" competition on the final two days of camp. The competition was raced in short course format, with the program resembling the State Teams competition. Racing was conducted as individual races, relays and skins events with points awarded to teams determined by placings in each event. It was great to see the mix of States within the team and the team comradery during the competition. In the end, Team Tokyo were crowned the 2019 Tri-Meet Champions! In addition to training and racing, swimmers were involved in team bonding exercises, Swimnastics workshops and athlete wellbeing education.

It was a pleasure to work with Swimming Victoria & Swimming Tasmania for this activity. SNSW would also like to thank the coaches and staff who ensured the camp with educational as well as entertaining. Additionally, the camp would not have been a success without the partnership of the International Hotel - Wagga Wagga, Oasis Aquatic Centre, Synergy Healthworks Wagga Wagga and Kirsten Norden from Swimnastics.

SHARKS SILVER SQUAD

Swimmers selected into the Sharks Silver Squad were finalists at the 2019 Australian Age Swimming Championships or 14-15 year old silver and bronze medallists in the 5km at the 2019 Australia Open Water Swimming Championships.

The Sharks Silver Squad participated in two development days throughout the year. On the first day, the squad was split into three groups based on geographical location: Metro (held at Knox Grammar School), Southern Regional (held at the AIS) and Northern Regional (held at Mingara Aquatic).



This day served as an opportunity for swimmers to meet other squad members and coaches from their region and learn from world class coaches. The lead coaches for each group were Adam Kable (Metro), Shannon Rollason (Southern Regional) and Jon Shaw (Northern Regional). During the day, the squad completed a skills-based pool session and a dry-land education session.

The second development day brought all members of the squad together at the Auburn Ruth Everuss Aquatic Centre and was led by SNSW Coaching Director Jon Shaw. This day included a swimmer pathway and development presentation to parents, two skill-based pool sessions and the swimmer Beyond The Black Line presentation.

2019 SWIMMING NSW PERFORMANCE SQUADS

SNSW introduced the Performance Squads to the pathway this year, replacing the previous State Transition Squad. This change meant that for swimmers who were at the stage of transitioning from age-group to open swimming or those close to National squad/team selection, there were now three squads for potential selection. These were more targeted in the support provided, corresponding to their stage of development. In addition, we reintroduced an open water and distance squad to specifically cater for this group of athletes.

The Performance Squads had the following number of athletes selected:

- Gold Performance Squad: 13
- Silver Performance Squad: 31
- Bronze Performance Squad: 38
- Open Water Performance Squad: 10

Throughout the year, the SNSW performance pathway team ran three State Training Days inviting athletes and coaches from all Performance Squads. There were also a number of activities specific to each squad.

2019 SNSW SHARKS GOLD SQUAD

ATHLETE	CLUB	COACH
Lachlan Walker	Alstonville	Graham Walker
Bianca Walton	Auburn	Clinton Camilleri
Gabriel Wilczak	Campbelltown	Justin McEvoy
Robert Thorpe	Carlile	Misha Payne
Cooper Phillips	Carlile	Ryo Kito
Meg Senior	Ginninderra	Jim Fowlie
Angus Bolton	Glenbrook	Kaz Suzuki
Haig Buckingham	Glenbrook	Kaz Suzuki
Cassandra Fayers	Hunter	Kerry Saunders
Charlie Hawke	Hunter	Kerry Saunders
Collette Lyons	Kinross Wolaroi	Kim Taylor
Tane Bidois	Knox Pymble	Brandon Lawrence
Hayley Johnston	Knox Pymble	Brandon Lawrence
Elizabeth Gan	Knox Pymble	Leanne Speechley
Tyson Bujak-Upton	Knox Pymble	Nick Dobson
Joshua Collett	Knox Pymble	Nick Dobson
Joseph Hamson	Knox Pymble	Nick Dobson
Josslyn Wishart*	Manly	Justin Rothwell
Emily Jones	Novocastrian	Adam Beisler
Ryan Wilkes	Randwick	Joshua Stern
Abbey Connor	Revesby Workers	Alex Clarke
Alex Hayes	Tamworth City	Nicolas Monet
Caleb Dyer	Trinity Grammar	Ben Tuxford
Madeleine Hardy	Trinity Grammar	Ben Tuxford
Anna Lee	Trinity Grammar	Matthew Brown
Kimberley Doyle	Warringah Aquatic	Tim Lane
Sydney Brown	Wests Illawarra Aquatic	James Greathead
Chelsea Jones	Wests Illawarra Aquatic	James Greathead
Bailey Krstevski	Wests Illawarra Aquatic	James Greathead

*Athlete selected through Open Water criteria

2019 SNSW SHARKS SILVER SQUAD

ATHLETE	CLUB	COACH
Grace Michell	Abbotsleigh	Amanda Isaac
Luke Garment	Aquablitz Toongabbie	Alyce Bradac
Lucy Piva	Canberra	Daniel Sainsbury
Alexandra Lawrence	Carlile	Michelle Thomas
Kaitlin Teleki	Carlile	Misha Payne
Cooper Eakin	Carlile	Ryo Kito
Robert Napoli	Carlile	Tobin Condon
Anneke van Zoggel	Carlile	Tobin Condon
Grace Henry	City of Sydney	Andrea Raso
Isabella Campbell	Hunter	Kerry Saunders
Zara Foran	Hunter	Kerry Saunders
Ava Jankovic	Hunter	Kerry Saunders
Averil Jones	Hunter	Kerry Saunders
Emily March	Hunter	Kerry Saunders
Daniel McLoughlin	Kincumber PD	Debby Tatoli
Bella Zhang	Knox Pymble	Brandon Lawrence
Adriana Fydler	Knox Pymble	Leanne Speechley
Louis Bebb	Knox Pymble	Nick Dobson
Justin Lee	Knox Pymble	Nick Dobson
Toby Peknice	Knox Pymble	Nick Dobson
Samantha Hardingham	Lane Cove	Michael Jacobs
Lily Vance	Lane Cove	Michael Jacobs
Bella Grant	Liverpool	Edward Chan
Emily Dobbins	Novocastrian	Adam Beisler
Lachlan Mackay	Novocastrian	Adam Beisler
Joshua Reed	Novocastrian	Adam Beisler
Christian Taylor	PLC Sydney	Brett Winkworth
Ruby Goto	Randwick	Joshua Stern
Henri Carrera	Revesby Workers	Alex Clarke
Nicholas Middleton	Revesby Workers	Alex Clarke
Kai Robertson*	Revesby Workers	Alex Clarke
Jacob Simpson	Revesby Workers	Alex Clarke
Fletcher Warn*	Revesby Workers	Alex Clarke
Benjamin Comer	Auburn	Clinton Camilleri
Georgia Platts	SOPAC	Job Van Duijnhoven
Alex Weeks	The Hills	Greg McWirthor

2019 SNSW SHARKS SILVER SQUAD

ATHLETE	CLUB	COACH
Alex Aguilar	Southern Sydney	Craig Chantler
Jason Yeou	Trinity Grammar	Ben Tuxford
Tylah Crabtree	Trinity Lismore	Simon Watkins
Jamie Mooney	Wagga Wagga	Gennadiy Labara
Madeline Davis	Warringah Aquatic	Tim Lane
Bailey Crehan	Wests Illawarra	James Greathead
Bridie DeLutiis	Wests Illawarra	James Greathead
Jaimie DeLutiis	Wests Illawarra	James Greathead
Alistair Gorgijovski	Wests Illawarra	James Greathead
Jade Van Duin	Wests Illawarra	James Greathead
Amy Gasnier	Woden Valley	Madeleine Fleming
Jake Mackie	Woden Valley	Steve Meredith
Teagan Myers	Wollongong	Chris Buchanan

*Athlete selected through Open Water criteria



The State Training Days took place on the 31st August, 14th September and 29th February (2020). On these days, the athletes were divided into either stroke groups or gender groups, with training based on a specific theme each session. The squad also had the privilege to listen to the stories of Australian Dolphins Bronte Campbell, Meg Bailey and Brad Woodward on different occasions. NSW would like to thank all coaches, especially the lead coaches who gave their time to run these days.

In addition to the State Training Days, the Bronze Performance Squad participated in a testing weekend alongside the Sharks Gold Squad held at Sydney Olympic Park Aquatic Centre in May. Results from this weekend were provided to coaches to assist in identifying points of improvement to help their swimmers reach the next level. A follow up of the testing protocols was completed in February 2020.

For the Silver Performance Squad, they took part in skills clinics facilitated by NSWIS biomechanics extraordinaire, Ryan Hodierne and a squad camp at the AIS in Canberra. The squad was split by gender for the camp to allow for greater involvement in specific discussions and training with a smaller number of athletes. The camp was guided by coaches Greg Salter and Shannon Rollason who instilled their invaluable experience and expertise amongst the swimmers and attending coaches. The athletes also participated in workshops including nutrition and a new AIS initiative, called the Gold Medal Ready project where former Australian Olympians discussed their journey and how they dealt with pressures of being an elite athlete along the way. Thank you to everyone involved for the organisation and running of the camp.

The Open Water Performance Squad once again travelled to the Sunshine Coast in Queensland to compete at the 2019 Queensland Open Water Championships. This trip allows our open water swimmers the opportunity to compete in a highly competitive open water setting. The squad had some great results including:

- Logan Kaye (Manly): 2nd in Men's 17 years 7.5km
- Harry Came (Cronulla): 3rd in Men's 18 years 10km
- Ollie Signorini (Manly): 2nd in Men's 19 years and over 10km
- Hayley Rowlands (Revesby Workers): 2nd in Women's 16 years 5km
- Frances Shires (UNSW): 2nd in Women's 17 years 5km
- Ashley Finegan (UNSW): 2nd in Women's 16 years 7.5 km
- Jordan White (SLC Aquadot): 3rd in Women's 19 years and over 10km

Special thanks to Chris Myers for leading the team in Queensland.



2019 SNSW GOLD PERFORMANCE SQUAD

ATHLETE	CLUB	COACH
Natasha Ramsden	Abbotsleigh	Amanda Isaac
Shaun Champion	Abbotsleigh	Amanda Isaac
Se-Bom Lee	Carlile	Misha Payne
Jacinta Essam	Ginninderra	Shannon Rollason
Abbey Webb	Ginninderra	Shannon Rollason
Bronte Campbell	Knox Pymble	Simon Cusack
Cate Campbell	Knox Pymble	Simon Cusack
Bradley Woodward	Mingara	Adam Kable
Lewis Blackburn	Ravenswood	Mitch Falvey
Jack Edie	Ravenswood	Mitch Falvey
Matthew Wilson	SOPAC	Adam Kable
Angus McDonald	Trinity Grammar	Matthew Brown
Stuart Swinburn	UNSW	Bruce Vyvyan

2019 SNSW SILVER PERFORMANCE SQUAD

ATHLETE	CLUB	COACH
Becca St Vincent	Abbotsleigh	Amanda Isaac
Lachlan Vane-Tempest	Abbotsleigh	Amanda Isaac
Alicia Walker	Abbotsleigh	Amanda Isaac
Alex Quach	Auburn	Clinton Camilleri
Matthew Galea	Blacktown City	Tomas Noll
Edward Marks	Carlile	Adam Kable
Sarah Kemp	Carlile	Misha Payne
Finn O'Connor	Carlile	Misha Payne
Cara Sutherland	Carlile	Ryo Kito
Kayla Hardy	Ginninderra	Shannon Rollason
Brandon Fraser	Kinross Wolaroi	Kim Taylor
Emily Nobbs	Kinross Wolaroi	Kim Taylor
Kaea Bidois	Knox Pymble	Leanne Speechley
Thomas Peregrina	Knox Pymble	Leanne Speechley
Zac Freuden	Macquarie University	Cameron Ellicott
Charli Brown	Manly	Justin Rothwell
Nick Jennens	Manly	Justin Rothwell
Kai van Kool	Manly	Justin Rothwell
Shaye Booth	Mingara	Stephen Critoph
Alexandra Rees	Novocastrian	Adam Beisler

2019 SNSW SILVER PERFORMANCE SQUAD (CTD)

Olivia Adams	Ravenswood	Adam Kable
William Yang	Ravenswood	Bobby Hurley
Myles Bailey	Ravenswood	Mitch Falvey
Joshua Wilkie	Revesby Workers	Alex Clarke
Hailey Blatchford	Sans Souci Sea Devils	Craig Stevens
Jessica Madden	SLC Aquadot	Gavin Stewart
Joshua Hertz	SOPAC	Adam Kable
Felicity Chan	SOPAC	Job Van Duijnhoven
Sarah Welfare	Sydney University	Paul Bruce
Connor Roberts	Tamworth City	Nicolas Monet
Francesca Fitzhenry	Trinity Grammar	Adam Kable
James Traiforos	Trinity Grammar	Adam Kable
Nathan Zhu	Trinity Grammar	Matthew Brown

2019 SNSW BRONZE PERFORMANCE SQUAD

ATHLETE	CLUB	COACH
Holly Nelson	Abbotsleigh	Amanda Isaac
Jordan Fitzgerald	Auburn	Clinton Camilleri
Vanya Kamenjas	Auburn	Clinton Camilleri
Gerhardt Smith	Auburn	Clinton Camilleri
Jasmine Tran	Auburn	Clinton Camilleri
Jeremy Lagonilla	Carlile	Misha Payne
Mia Rolfe	Carlile	Misha Payne
Lexi Harrison	Carlile	Ryo Kito
Gabriel Gorgas	City of Sydney	Andrea Raso
Chelsea Kenneally	Ginninderra	Shannon Rollason
Claudia Neale	Knox Pymble	Leanne Speechley
Georgia Peregrina	Knox Pymble	Leanne Speechley
Eloise Peregrina	Knox Pymble	Leanne Speechley
Isabella Riley	Knox Pymble	Leanne Speechley
Angus Menzies	Knox Pymble	Nick Dobson
James Koch	Mingara	Stephen Critoph
Abbey Slaughter	Nepean	Jackie Barck
Harrison Gellatly	Novocastrian	Adam Beisler
Sam Harris	NU Swim SC	Paul Sharman
Andrew Newling	Ravenswood	Mitch Falvey
Clare Robertson	Ravenswood	Mitch Falvey

ATHLETE	CLUB	COACH
Tomas Kapocious	SOPAC	Job Van Duijnhoven
Daniel Perez	Sydney University	Paul Bruce
Nicholas Miller	The Hills	Greg McWhirter
Elliot Earnshaw	Trinity Grammar	Ben Tuxford
Ryan Hansen	Trinity Grammar	Ben Tuxford
Rachael Robinson	Trinity Grammar	Ben Tuxford
Joshua Simat	Trinity Grammar	Matthew Brown
Mela Delmenico	UNSW	Bruce Vyvyan
Erwan Le Pechoux	UNSW	Bruce Vyvyan
Laura Wilson	UNSW	Bruce Vyvyan
Matthew Pender	Valley Aquatic	Sam Frame
Zac George	Warringah Aquatic	Tim Lane

2019 SNSW OPEN WATER PERFORMANCE SQUAD

ATHLETE	CLUB	COACH
Imogen Foley	Aquablitz Toongabbie	Greg Towle
Harry Came	Cronulla	Daniel Neilson
Logan Kaye	Manly	Justin Rothwell
Ollie Signorini	Manly	Justin Rothwell
Hayley Rowlands	Revesby Workers	Alex Clarke
Jordan White	SLC Aquadot	Gavin Stewart
Isabella Coghlan	Sydney University	Paul Bruce
Cormac Guthrie	Sydney University	Paul Bruce
Ashley Finegan	UNSW	Bruce Vyvyan
Frances Shires	UNSW	Bruce Vyvyan

2019 STATE TEAMS SHORT COURSE CHAMPIONSHIPS

In 2019, Swimming Australia hosted the 10th State Teams Short Course Championships at the Australian Institute of Sport, Canberra.

NSW sent a team of 44 athletes selected through performances from the Metropolitan, Country and State Age Championships. The team first got together on September 8th for a training day. To start off this day, they had the honour of Australian Dolphins Matthew Wilson, Meg Bailey and Brad Woodward speak about their experiences being a member of the NSW State Team.

Team NSW travelled to Canberra on October 3rd ready for competition from the 4th – 6th of October. Supporting the athletes were 8 team coaches and mentor coach, Jon Shaw.

Our NSW team fought hard, with some very close races. In the end, the NSW team took the title of highest point scorers for the Boys 16/17-year-old age group. Overall, the Mighty Blues finished second behind Queensland.

In memory of the late Kenneth To, Swimming NSW introduced a State Team medal in his honour. The recipient of this award was voted on by all members of the NSW team and presented to the swimmer who best displayed Kenny's attributes of performance excellence and creating positive team morale throughout the championships. The 2019 recipient of the Kenneth To NSW State Teams Medal was Kai van Kool (Manly).



COACHES

Jon Shaw (SNSW - Head Coach)
Chris Myers (SNSW - Mentor Coach)
Bruce Vyvyan (University of NSW)
Nick Dobson (Knox Pymble)
Kerry Saunders (Hunter)
Cameron Gledhill (Abbotsleigh)
Simon Watkins (Trinity Lismore)
Alex Clarke (Revesby Workers)

Andrew Aebi (Trinity Grammar)
Tim Lane (Warringah)

STAFF

Tim Donlan (Team Leader)
Neil Rogers (Manager)
Cecilia Brophy-Williams (SSSM/Manager)

2019 SNSW STATE TEAM

ATHLETE	CLUB	ATHLETE	CLUB
Jordan Amies	Nepean	Tyson Bujak-Upton	Knox Pymble
Abbey Connor	Revesby Workers	Matthew Galea	SOPAC
Tylah Crabtree	Trinity Lismore	Zac George	Warringah Aquatic
Kimberley Doyle	Warringah Aquatic	Gabriel Gorgas	City of Sydney
Bella Grant	Liverpool	Joseph Hamson	Knox Pymble
Chelsea Jones	Wests Illawarra	Charlie Hawke	Hunter
Isabella Lee	Knox Pymble	Vanya Kamenjas	Auburn
Collette Lyons	Kinross Wolaroi	Tomas Kapocius	SOPAC
Emily March	Hunter	Connor Roberts	Tamworth City
Olivia Wunsch	Carlile	Kai van Kool	Manly
McKinley Arnison	Lismore Workers	Goki Saito (MC)	Carlile
Sydney Brown	Wests Illawarra	Luke Garment	Aquablitz Toongabbie
Mela Delmenico	UNSW	Justin Lee	Knox Pymble
Kayla Hardy	Ginninderra	Joshua Reed	Novocastrian
Madeleine Hardy	Trinity Grammar	Robert Thorpe	Carlile
Emily Jones	Novocastrian	Jason Yeou	Trinity Grammar
Anna Lee	Trinity Grammar	Daniel McLoughlin	KPD
Holly Nelson	Abbotsleigh	Alexander Tuckfield	SLC Aquadot
Hayley Rowlands	Revesby Workers	Tane Bidois	Knox Pymble
Bianca Walton	Auburn	Joshua Collett	Knox Pymble
Laura Wilson	UNSW	Caleb Dryer	Trinity Grammar
Rachael Vella	Menai	Cooper Eakin	Carlile



2019 TOURING TEAM

This year Swimming NSW joined forces with Swimming Victoria to send a 20-athlete strong team (10 from NSW and 10 from Victoria) to the USA National Swimming Championships that was held at Stanford University, California. The selection criteria for this team was tough, being based on the World Championship benchmark times and it was great to have all 10 available spots filled. Supporting the athletes on tour were team leader Jon Shaw, coaches Amanda Isaac (Abbotsleigh) and Leanne Speechley (Knox Pymble) and performance analyst Gina Sacilotto.

The team travelled to sunny California five days prior to competition. This gave the athletes and coaches adequate time to adjust to the time zone and conduct last minute preparations for the high-level competition.

Over the 5-day event, NSW athletes raced hard, competing with 1000 entrants and some of the best American swimmers (including Ryan Lochte, Dana Vollmer and Regan Smith!). Overall, this was a great learning opportunity for this emerging group of swimmers. They experienced the pressures and excitement of top class racing and travelling as an international touring team.

We would like to thank all the coaches and staff who were part of this team and acknowledge Swimming Victoria for partnering with us to deliver another successful activity.

ATHLETE	CLUB	COACH
Shaun Champion	Abbotsleigh	Amanda Isaac
Natasha Ramsden	Abbotsleigh	Amanda Isaac
Edward Marks	Carlile	Adam Kable
Jacinta Essam	Ginninderra	Shannon Rollason
Abbey Webb	Ginninderra	Shannon Rollason
Lewis Blackburn	Knox Pymble	Simon Cusack
Shaye Booth	Mingara	Stephen Critoph
Olivia Adams	Ravenswood	Adam Kable
Joshua Hertz	SOPAC	Adam Kable
Stuart Swinburn	UNSW	Bruce Vyvyan
COACHES & STAFF	CLUB/POSITION	
Amanda Isaac	Abbotsleigh	
Leanne Speechley	Knox Pymble	
Jon Shaw	Team Leader	
Gina Sacilotto	Performance Analyst	

2019 SNSW FLIPPERS SQUAD

In 2019, Swimming Australia revamped their Talent ID Program to create the Flippers Program. Part of the program entails each State Association selecting a Flippers Squad in line with criteria based on world standard benchmark times.

In NSW, we had 18 swimmers qualify for the State Flippers Squad. As a squad member, athletes received NSWIS training rights which allowed them and their home coaches to access NSWIS servicing that included strength and conditioning, biomechanical analysis and physiology support. Other activities that this squad participated in were training days, specific skills testing, dry land screenings and coaches received mentoring from the NSW Technical Lead.

Another component of the Flippers Program is the prospect of State athletes being nominated for the National Flippers. Swimming NSW was very proud to have 7 athletes and 2 coaches selected for the 2019 National Squad to attend a camp at the AIS in Canberra. Unfortunately, the camp was cancelled due to the terrible bush fires that affected the country over the summer.

The first year of the Flippers Program was one where we had to iron out some creases, however we believe it is a very worthwhile project and are working to grow the number of athletes in the squad to ensure that we continue to increase our representation at the National level.

ATHLETE	CLUB	COACH
Natasha Ramsden	Abbotsleigh	Amanda Isaac
Shaun Champion	Abbotsleigh	Amanda Isaac
Alex Quach	Auburn	Clinton Camilleri
Se-Bom Lee	Carlile	Misha Payne
Jacinta Essam	Ginninderra	Shannon Rollason
Kayla Hardy	Ginninderra	Shannon Rollason
Abbey Webb	Ginninderra	Shannon Rollason
Meg Bailey	Hunter	Adam Kable
Charli Brown	Manly	Justin Rothwell
Shaye Booth	Mingara	Stephen Critoph
Emily Jones	Novocastrian	Adam Beisler
Myles Bailey	Ravenswood	Mitch Falvey
Lewis Blackburn	Knox Pymble	Simon Cusack
Jessica Madden	SLC Aquadot	Gavin Stewart
William Yang	Sydney University	Bobby Hurley
Sarah Welfare	Sydney University	Paul Bruce
Angus McDonald	Trinity Grammar	Matthew Brown
James Traiforos	Trinity Grammar	Adam Kable

2018 REGIONAL FEMALE SQUAD

Swimming NSW continued working on the Female Regional Squad project this year after its introduction in 2018. From analysis of performance data over the past few years, we noticed a gap in results within the age-group female cohort, although we know that there is a lot of talent coming through here. Therefore, the aim of this project was to support age-group females swimmers and coaches who were based outside of the Metro area. Swimmers were selected through talent identification protocols and then brought together to the high-performance environment of the Australian Institute of Sport to train with the ACT Performance Hub Coach, Shannon Rollason and under the mentoring of Regional Coaching Director, Chris Myers. The 3-day camp involved follow ups on previous physiological and maturation testing that was once again conducted by Shaun Abbott (University of Sydney) and some valuable skill and technique sessions with coaches Shannon and Chris. This the success of this project over the last two years, we plan to expand this project to include males and open-age swimmers in 2020.

2018 PARA SQUAD

Swimming NSW redesigned the Para Pathway in 2019 to align with the Olympic Pathway. The 2019 Para Squad was split into three tiers:

- Para Performance Squad
- Para Potential Squad
- Para Development Squad

These squads were developed to provide Para swimmers with opportunities to enhance their training and competition development. Activities would provide greater exposure to a performance training environment that would improve performances to achieve selection onto a National Team or Squad.

The first activity for this group was an Induction Day held in June. This day was to welcome and congratulate the swimmers onto the pathway with Jon Shaw explaining the Para pathway and potential to make a National Team. Also invited to this day were the athletes' parents and coaches as they are vital support person along the athlete's swimming journey.

The squad then participated in two further training days led by coaches Gavin Stewart (SLC Aquadot) and Alex Clarke (Revesby Workers). The first day being held at Knox Grammar School and the second at Bexley Aquatic Centre. These days consisted of skill work in the water along with workshops out of the water. At Knox, Gavin spoke to the group about the personal attributes required to make a National Team as a Para swimmer. At Bexley, the workshops consisted of how swimmers can effectively use communication tools and time management skills to benefit their performance and daily lifestyles.

These days were deemed extremely successful and valuable to our Para athletes within the State. We look forward to continuing the work with our Para swimmers in the future. Thank you to all swimmers, coaches and parents who attended the squad activities.

2019 PARA PERFORMANCE SQUAD

ATHLETE	CLUB	COACH
Ricky Betar	Auburn	Clinton Camilleri
Timothy Hodge	Auburn	Clinton Camilleri
Jenna Jones	Auburn	Clinton Camilleri
Jasmine Greenwood	Bay & Basin	Bob McEvoy
Elizabeth Slack	Macquarie University	Cameron Ellicott
Tiffany Thomas-Kane	Monte	Jon Bell
Taylor Corry	Nelson Bay	Thomas Davis
Matthew Levy	North Sydney	Stephen Badger
Luke Andrews	NU Swim	Paul Sharman
Mitchell Kilduff	SLC Aquadot	Gavin Stewart
Oscar Stubbs	SOPAC	Job van Duijnhoven

2019 PARA POTENTIAL SQUAD

ATHLETE	CLUB	COACH
McKinley Arnison	Lismore Workers	Peter Harvey
Victoria Jessamine	Revesby Workers	Alex Clarke
Amy Cook	SLC Aquadot	Gavin Stewart
Nikesha Harding	SLC Aquadot	Gavin Stewart
Jade Lucy	SLC Aquadot	Gavin Stewart
Alexander Tuckfield	SLC Aquadot	Gavin Stewart
Ella Jones	Springwood	Nick Robinson
Joshua Alford	Tuggeranong Vikings	David Murphy
Darcy Gibson	Valley Aquatic	Sam Frame
Ashley Van Rijswijk	Wagga Wagga	Gennadiy Labara
Jarrold Dyer	Wollongong	Chris Buchanan

2019 DEVELOPMENT SQUAD

ATHLETE	CLUB	COACH
Ava Sayyadi	Hornsby	John Bladon
Sarah McIntosh	Laurieton	Michael Mullens
Ben Auckram	Lismore Workers	Peter Harvey
Tyler Brown	Macquarie Shores	Ben Jenkinson
Stephanie Bruzzese	PLC Sydney	Brett Winkworth
Lachlan Hanratty	Revesby Workers	Alex Clarke
Kaden Smith	SLC Aquadot	Gavin Stewart
Morgan Jean	Wauchope	Larry Brooks
Tahlia Blanshard	Woy Woy	Graeme Carroll

NATIONAL TEAMS

There have been a growing number of NSW athletes and coaches selected onto various National Squads and Teams. Please see below the Team Lists;

2019 FINA WORLD CHAMPIONSHIPS – GWANGJU, SOUTH KOREA

ATHLETE	CLUB	COACH
Bronte Campbell	Knox Pymble	Simon Cusack
Cate Campbell	Knox Pymble	Simon Cusack
Matthew Wilson	SOPAC	Adam Kable
Bradley Woodward	Mingara	Adam Kable

Coaches: Adam Kable (NSW Olympic Park Performance Hub),
Simon Cusack (NSW Northern Metropolitan Performance Hub),

2019 WORLD PARA SWIMMING CHAMPIONSHIPS - LONDON, UK

ATHLETE	CLUB	COACH
Ricky Betar	Auburn	Clinton Camilleri
Ellie Cole	Knox Pymble	Simon Cusack
Taylor Corry	Nelson Bay	Tom Davis
Jasmine Greenwood	Bay and Basin	Bob McEvoy
Timothy Hodge	Auburn	Clinton Camilleri
Ella Jones	Springwood	Nick Robinson
Jenna Jones	Auburn	Clinton Camilleri
Matt Levy	North Sydney	Stephen Badger
Jade Lucy	SLC Aquadot	Gavin Stewart
Tiffany Thomas-Kane	Monte	Jon Bell

Coaches: Jon Bell (Monte), Clinton Camilleri (Auburn), Greg Towle (Mentor Coach - Aquablitz Toongabbie), Yuriy Vdovychencko (NTC Program, AIS)

2019 WORLD JUNIOR CHAMPIONSHIPS – BUDAPEST, HUNGARY

ATHLETE	CLUB	COACH
Charli Brown	Manly	Justin Rothwell
Se-Bom Lee	Carlisle	Misha Payne
Jessica Madden	SLC Aquadot	Gavin Stewart
Angus McDonald	Trinity Grammar	Matthew Brown
Alex Quach	Auburn	Clinton Camilleri

2019 WORLD UNIVERSITY GAMES – NAPLES, ITALY

ATHLETE	CLUB	COACH
James Traiforos	Trinity Grammar/ University of Sydney	Adam Kable
Cameron Tysoe	Ginninderra/University of Wisconsin Madison	Jim Fowlie
William Yang	Sydney University/ University of Sydney	Bobby Hurley

Coaches: Jim Fowlie (Ginninderra)

NSW COACH DEVELOPMENT

The SNSW coaching team coordinated and delivered some great activities within the Pathway Program and also ran some additional educational opportunities to advance coach education. During the 2019/20 year there were 29 opportunities for coaches to enhance their education and/or development through SNSW squad camps, workshops, training days, and other stand-alone events such as the asctaNSW Conference.

SCHOLARSHIP PROGRAM

The SNSW/ascta NSW Coach Scholarships to attend the 2019 ascta Convention were to the following ten coaches: Cameron Gledhill (Abbotsleigh), Blake Medhurst (Mounties), James Harnett (Barker College), Alexander Sheil SLC Aquadot), Jessica Coetzee (MLC, Gemma Goldhagen (Castle Hill Dolphins), Jessica Payne (Auburn), Leanne Thompson (Ravenswood), Benjamin Xerri (KPD, Daniel Neilson (Cronulla).

Also, this year saw three NSW coaches travel to Dallas for the ASCA World Clinic. The recipients of this SNSW/asctaNSW Scholarship were, Justin Rothwell (Manly SC), Benjamin Tuxford (Trinity Grammar) and Job van Duijnhoven (SOPAC). They were led by the SNSW Regional Coaching director Chris Myers.

To assist coaches to improve their swimmers' performances, development within the daily training environment is critical. Therefore, a major role for the coaching team involves visiting targeted programs, providing support to maximise the potential of coaches within their home environment. Led by Coaching Director, Jon Shaw and Regional Coaching Director, Chris Myers clubs across the State were supported by program visits.

Regional Programs – Chris Myers

- Week-long coach & program visits where Chris would take the squad and prescribe different session for the swimmers – taking them through each of the energy systems with on deck mentoring for each coach.
- Skill based sessions and technique development at all levels
- Various workshops and area development throughout the year

Metropolitan Programs – Jon Shaw

- Focus on planning and skills within the daily training environment
- Supporting coaches and making informed decisions on programming & technique within their programs
- Identifying & working with coaches to help them develop NSW age athletes for 2024

PARTICIPATION REPORT

BIO ISLAND JX CLINIC

In conjunction with the 2019 Swimming NSW Junior Short Course Championship at SOPAC was the NSW Launch Event for the Bio Island Australian Junior Excellence Program.

The NSW launch event saw over 150 JX qualifiers from across the state descend onto the SOPAC pool deck for coaching clinics from a host of Olympic standard coaches and swimmers. Australian Dolphins – Matt Wilson, Bard Woodward and Meg Bailey were joined by former Dolphin – Kurt Herzog and current national coach Adam Kable to deliver a range of a coaching activities as well as autograph and photo sessions. Parents and caregivers were provided with healthy brunch options courtesy of Bio Island whilst the clinics were conducted.

The Junior Excellence Program was established in 2007 to recognise, reward and incentivise junior swimmers who are on a key part of their swimming journey, learning and refining as they develop into senior swimmers. Each year Swimming Australia releases the JX criteria and standards for the forthcoming season which swimmers, parents and coaches can use to as targets throughout the year.

Swimmers aged from 9 to 13 years, who accomplish times set by Swimming Australia, qualify at gold, silver, bronze or blue standard, depending on their best performance/s during the season.

In 2019/2020, NSW and ACT had close to 7000 swimmers recognised and rewarded through the Bio Island JX Program.



SWIM LEAGUE

An key participation initiative was the acquisition of Adam Beisler's innovative Swim League program. Available to swimmers of all ages and standards, and launched 3 years ago, Swim League has been a revelation for swimming with its unique team vs team format, providing a fun and exciting competition for swimmers coupled with a thrilling spectator event, all in under 90 minutes.

Swimming NSW has been searching for a new competition format that will attract fresh interest for swimmers who are looking for an alternative to traditional full weekend swim meets. With no official timing, non-traditional events, and team-based scoring, this new competition provides an exciting sporting experience whilst remaining true to the spirit of swim racing and fun competition. Swim League will provide a point of entry for many swimmers into our sport and a place for swimmers to extend their swimming careers.

In late 2019, the Swimming NSW backed version of Swim League was launched to six regional hubs across NSW as well as greater metropolitan Sydney. The registrations for the gala day events and leagues were tracking healthily with over 600 participants signing up for the launch events. The COVID-19 pandemic resulted in the events being postponed. The delay has provided scope to re-launch the Swim League events later in 2020 with expanded locations across NSW and the opportunity for more participants to experience the program.

Following the re-launch of Swim League, Swimming NSW are committed to the further development of the concept, to provide a range of participation and engagement options for the swimming community in NSW and ACT.

REACHOUT PARTNERSHIP

In 2019 Swimming NSW and ReachOut joined forces to provide swimming communities across NSW with access to practical support, tools and tips to help young people tackle mental health issues.

At the 2019 Swimming NSW Youth Leadership Camp, the attendees strongly voiced that youth mental health was an area that needed to be better supported across the swimming club community. With their ability to harness the power of online and digital tools that are based on evidence and designed with experts, ReachOut was quickly identified as an ideal partner.

Part of the launch for the partnership was Swimming NSW's strong support of ReachOut's Laps for Life (which was heavily affected by the COVID-19 pandemic) This event encourages everyone to swim laps in the month of March to raise money in support of young people when it comes to mental health. Swimming NSW actively promoted and encouraged its members and clubs to sign up to Laps for Life.

Together, Swimming NSW and ReachOut can reach and support over 30,000 members across the club network in NSW. Through the delivery of relevant resources and compelling and engaging activations, this partnership will enable the Swimming NSW community to develop an awareness of ReachOut, together enabling more young Australians and their parents to be able to receive online mental health support whenever they need it. The Swimming NSW community will join 2.4 million fellow Australians who have accessed the service in the past year.

LANE ROPES TO LEADERSHIP YOUTH LEADERSHIP CAMP

2019 saw Swimming NSW continue our successful youth leadership initiatives. Vision Valley in Sydney's north-west hosted the 2019 Lane Ropes to Leadership Camp. Clubs from across NSW sent representatives to be part of the camp and to develop their leadership skills and be exposed to new ideas and concepts to take back and implement in their local clubs and communities.

The first day of the camp was focused on teamwork, leadership, communication. The campers were met with the challenges of raft building, abseiling, the giant crate stack and ended with a spirited trivia night competition. The second day of the camp had a personal development and education focus which featured leadership training as well as a very well received Youth Mental Health workshop.

The leadership workshop saw current Youth Advisory Panel members present to the group their experiences and events, projects and initiatives they have led at clubs. Bailey Crehan and Regan Smith showed what can be achieved with a simple idea along with hard work and initiative. Their presentation on the WIAQ Ocean Pools Challenge is sure to inspire similar industrious projects. The workshop also featured Kayla Bentley share her pioneering story towards becoming a commercial pilot in the heavily male dominated aviation industry. To round out the leadership workshop, Jayden Redfern shared his story of selection on to the ACYP – Advocate for Children and Young People - and his experiences in advising state and federal government ministers on the needs and perspective of young people. All the participants then split into their regional areas to for some robust discussion on new initiatives they can look to roll out at their clubs.

The second half was a Youth Mental Health Workshop and the focus was to raise awareness of the far-reaching issue of youth mental health and what young people can do to help someone else or how to seek help if they need it. The workshop was supported by Beyond Blue who was able to provide a wonderful guest speaker to share their story with the group. It was clearly apparent how much this engaged the group with some great questions and discussions. One of our current YAP leaders – Henry Hughes – shared his own personal story. His brave and touching story resonated strongly with the participants and was exceptionally well presented.

The feedback was very positive from all involved and we are looking forward to seeing these young leaders sharing their experiences and implanting some fresh and exciting initiatives in their local club and community.



2019 Lane Ropes to Leadership Camp Participants

SWIMMER	CLUB	SWIMMER	CLUB
Amy Wearing	Corrimal	Isabella Breen	Campbelltown
Armand Rood	Canberra	Isabella Speziale	Titans
Ava Chessari	San Souci Sea Devils	Jack Stapleton	Knox Pymble
Bianca Walton	Auburn	Janice Barry	Canberra ASC
Bridgette Street	Swimwest	Jesse Diamond-Williams	Loreto Normanhurst
Bronte Anderson	Yass	Joseph Natalegawa	SOPAC
Caitlyn Mortimer	Dapto	Kade Knight	Wagga Wagga
Charlie Mahon	Parkes	Liam Moody	Parkes
Che Van Beek	Macquarie Shores	Mia Sargeant	Nuwin
Chelsea Shannon	Yass	Monique Buksh	Ripples St Mary's
Colby Hedges	Swimwest	Moses Afouni	SOPAC
Elise Irvine	Bay and Basin	Natalie Hotham	Mingara Aquatic
Emily Rowell	Forster Aquatic	Nicholas Hamilton	West Wallsend Indoor
Fox Smith	Titans Swim Club	Nishika Sharma	Revesby Workers
Georgia Green	Ripples St Mary's	Olivia Dew	Taree Torpedoes
Georgina Morley-Miller	Mullumbimby	Olivia Townsend	Monte
Hannah Hill	Picton	Reece Barton	West Wallsend Indoor
Hannah Thompson	Bay and Basin	Rohan Nyvlt	Leichhardt
Hika Betar	Auburn	Rosalie Stephenson	Canberra
Imran Afouni	Revesby Workers	Tyson Scicluna	Titans
		Will Ursino	Dapto

2019 Youth Advisory Panel Leaders

SWIMMER	CLUB	SWIMMER	CLUB
Jayden Redfern	Kincumber Pacific Dolphins	Henry Hughes	Sydney University
Hanna Agnew	Wollongong	Marcus Ryan	360 Scully Park
Regan Smith	West Illawarra Aquatic	Georgia Field	Ripples St Mary's
Bailey Crehan	West Illawarra Aquatic	Kayla Bentley	Nepean Aquatic

LANE ROPES FOR LIFE - MENTAL HEALTH PROGRAM

Swimming NSW was successful in securing a state government grant to deliver a mental health awareness and support program across regional NSW. The Lane Ropes for Life – Regional Wellbeing Tour will see Swimming NSW partner with the Red Cross to deliver a host of mental health and wellbeing workshops to swimming club communities across NSW.

The objectives of the Grant program are to; Conduct a community driven and well supported mental health initiative, Deliver mental health and wellbeing benefits to individuals in regional communities, Establish connections between community swimming clubs and mental health organisations for ongoing referral and support pathways and Promote resilience in the sporting sector or among local clubs.

DUKE OF EDINBURGH – AWARD CENTRE STATUS

Swimming NSW has become an official Duke of Edinburgh Award Centre. The Duke of Edinburgh Award is a global youth development program, empowering young Australians to explore their full potential regardless of their location or circumstance. This partnership allows Swimming NSW members to volunteer at their club and use these volunteering hours towards gaining their Duke of Ed Award. The program also helps facilitate swimmers in gaining accreditations in officiating or coaching to allow the young members to further engage with their club and community.

Benefits to the Swimming NSW community:

1. Recognises & rewards young people for the work they already do in your organisation
2. Opportunity to build and retain volunteer numbers, improve administration and succession planning
3. Empowers your members, builds resilience and upskills them for future career and study opportunities
4. Supports your organisation's strategies and objects
5. Offers a volunteering framework for staff and young volunteers
6. Enhances skill development, group participation, confidence, self-esteem, leadership, fitness, and community connection
7. Opportunity to connect with other like organisations, clubs, schools and community groups
8. Contributes to your Corporate Social Responsibility framework and planning

SPORT AUSTRALIA GRANTS PROGRAM

In 2019/2020, Swimming NSW was able to successfully become a strategic partner in the Swimming Australia and Sport Australia – Move it AUS Grants Program. The grant program was specifically aimed at assisting people with a disability and those from culturally and linguistically diverse backgrounds as these groups of people can often face increased barriers when it comes to accessing swimming opportunities.

The Swimming NSW programs have been able to help a range of schools with high representations of students from diverse cultural backgrounds and with no or very limited exposure to swimming the opportunity to participate in suitable Learn to Swim programs. The funding was able to help schools and students with a range of costs including bus transport, pool entry fees and program fees.

AUDIT & RISK COMMITTEE REPORT

by Mark Payne, Chairperson

Monthly Meeting Attendance April 2019-March 2020 (6 Meetings)

Mark Payne (Chairperson)	5
David Goff	6
Bill Ford	4
Phillip Speet	5
David Kennedy	5/5
Chris Hayes	6

ROLES AND RESPONSIBILITIES OF THE COMMITTEE

The Audit and Risk Committee is established under Clause 30.7 of the Constitution of Swimming NSW (the Company) with the Charter set out in By Law 19. It is a standing committee of the Board without any executive function. The role of the Committee includes assisting the Board with the Company's governance and the exercising of due diligence throughout its operations while supporting the Board in the development of Board policy and monitoring the activity of the Company within the scope of its remit. The Committee also acts as a support to the Board in its strategic decision-making process by the review and provision of advice about-

- the integrity and reliability of financial, budgeting and audit reporting processes (including the application of appropriate accounting policies),
- the adoption of risk management strategies to manage/monitor both current and emerging financial and operational risks,
- the investment of the Company's surplus funds, and the performance of those investments and the investment manager,
- compliance with the Company's Work Health and Safety policies and practices, and relevant legislation,
- the protection of the Company's assets,
- the effectiveness of the Company's system of internal controls,
- the independence, objectivity and effectiveness of the annual audit process.

MEMBERSHIP OF THE COMMITTEE

The Committee consists of two directors of the Company appointed by the Board (one of whom is to be Chair) and four independent persons also appointed by the Board. These independent appointees collectively possess appropriate financial and business skills and have a knowledge of the sport. The Committee is supported by SNSW's CEO, Mr Mark Heathcote.

WORK OF THE COMMITTEE

The committee undertook a wide range of tasks during 2019-2020. Its primary and principal tasks were as follows:

- Reviewing the monthly management accounts and reporting to the Board on those accounts.
- Overseeing the preparation of the annual financial and capital budget and making recommendations to the Board.
- Overseeing the management of the Company's risk management framework for the identification, assessment, treatment and monitoring of risk.
- Overseeing the management of the investment of the Company's assets in accordance with the Investment Policy and delegated powers.
- Monitoring compliance with the Company's work, health and safety obligations.
- Monitoring of the performance of the Company's retail shop at SOPAC.
- Reviewing the terms and coverage of the Company's insurance policies.

- Monitoring performance with relevant Board policies, and making recommendations about changes to those policies.
- Overseeing the preparation of the annual financial statements and the annual audit of those statements.

CONCLUSION

The Committee undertakes an important role in assisting the Board fulfill its governance responsibilities. The members of the Committee are diligent in their work, and the Board thanks them for their willingness to serve SNSW in this important way.

The Committee thanks SNSW's Chief Executive Officer, Mr. Mark Heathcote, and Finance Manager, Ms. Michelle Boon, for their diligent and professional support of the work of the Committee.

Mark Payne
Chairperson
Audit & Risk Committee

TECHNICAL SWIMMING COMMITTEE REPORT

by Graeme Field, Chairperson

Monthly Meeting Attendance April 2019-March 2020 (9 Meetings)

Graeme Field, Chairperson	7
Cherry Smith	8
Chris Hayes	8
Faye Lewis	7
Peter Shell	8
John Williams	8

On behalf of the Technical Swimming Committee, I have much pleasure in submitting this Annual Report, covering activities for the 2019/20 year.

I must commence my report by acknowledging the incredible assistance provided to the TSC by Josh Karp as Secretary. Thank you Josh for all your hard work. I would also like to acknowledge SNSW CEO Mark Heathcote and the Board for their ongoing support.

It has been a difficult start to 2020 with COVID-19 severely impacting on the way we conduct our lives. However, the SNSW Open Meet highlighted how well our Technical Officials adapted and responded to a variety of new issues and the changing circumstances encountered during the early stages of the onset of the virus. I hope it will not be too long before we are back on pool deck.

Thank you to my fellow TSC members Chris Hayes, Faye Lewis, Peter Shell, Cherry Smith and John Williams for your commitment over the last 12 months. Despite the challenges of the last few months, the TSC has still been able to introduce a number of fantastic initiatives which I will highlight later in the Report.

A very big thank you to the outgoing TSC members Bill Ford, John Hart and John Rohloff for their significant contributions to the TSC over many, many years.

Congratulations to Faye Lewis, Isaak Wilson and Chris Fydler OAM who were nominated as Finalists for the Sport NSW Community Sport Awards. Isaak was nominated for the Young Official of the Year; Faye was nominated for Official of the Year; and Chris was nominated for Community Director of the Year. Well done to our three finalists, particularly to Faye who took out the 2019 Valour Sport Community Official of the

Year. A few months after receiving her Sport NSW Award, Faye went on to win the Swimming Australia Roger Smith Technical Official of the Year Award.

The Annual Technical Officials Forum was also held in July with a number of guest speakers including Simon Taufel, International Cricket Umpire of the Year (2004-2008) who gave an excellent talk on Preparation; and Carlrine Gillespie New Zealand Technical Official of the Year (2018) who spoke on Para Swimming Rules. Presentations were also given by Phil Jobling (How to use a Mentor), Ben Ramsden (Self Evaluation) and Jacqui Currey (State Teams).

With this year's Forum in doubt in a face to face setting, the TSC has organised a Zoom mini forum, to be held in late May. It is pleasing to see that already a number of Officials have registered for the event. The TSC is also discussing the possibility of holding further Zoom mini forums.

The Annual Awards dinner was held on 27th July at the Novotel, Sydney Olympic Park. The well deserving recipients are noted below. Unfortunately, with the impact of COVID-19, at the time of writing this Report it is looking highly unlikely that the upcoming Technical Official Awards dinner, scheduled for July 2020, will go ahead as planned. The TSC is working through a number of alternative arrangements in which to appropriately recognise our Officials.



**Murray
Smith**

Technical Official of the Year

**Arthur
Murgatroyd**

Appreciation Award

**Dave
Cooper**

ATSC of the Year

**Kayleen
Murphy**

Berry Rickards Encouragement

**John
Hart**

Services to Officiating

**Bill
Ford**

*Open Water Technical Official
of the Year*



Another exciting initiative was the launch of the SNSW Referee Course in January. The aim of the course is to educate and develop around 20 Technical Officials to become Referees by the end of 2020. Thank you to everyone who submitted applications, but as there were more applications than positions available, the TSC closely examined candidate's applications with respect to the essential and desirable criteria.

The Referee Course is led by a Course Manager who will host either a Webinar or face to face session (which is now proving difficult) every 6-8 weeks throughout the year, with candidates completing course work between sessions. The Course will also feature guest presenters on specific topics of expertise. It is not a requirement to complete this Course to become a Referee - the normal Accreditation process will still occur outside the Course. Thank you to all TSC members and to Ben Ramsden for their hard work in formulating and presenting the course.

Our Development Program continues to build on the success of previous years, and I would strongly encourage our newer Officials to participate in the upcoming programmes.

Five SNSW Technical Officials and a mentor were appointed to the 2019 State Teams Meet and workshops, which were held at the AIS, Canberra. Congratulations to Kayleen Murphy, Jeff Thompson, Nick Keith, Jerome Lagonilla, Jacki McIntosh and Cherry Smith (Mentor). State Teams consists of education sessions and four pool sessions where the Technical Officials are given the opportunity to work at a SAL meet. This is a fantastic learning opportunity and many thanks to SAL and SNSW for their continuing support of this Meet.

Margaret Jopling OAM was awarded the Order of Australia in the Queen's Birthday Honours for her volunteer work with the Kempsey Swimming Club. Suzanne Bergersen OAM, Life Member of SNSW, was also awarded the Medal of the Order of Australia in the Australia Day Honours. Suzanne received her award for Services to Swimming. Congratulations to both Margaret and Suzanne for the well-deserved awards.

Congratulations to all NSW Officials appointed to Australian Championships and Open Water Championships over the last 12 months. This is a significant achievement and reflects your considerable hard work over the years.

Congratulations also to the following SNSW Officials on their appointments -

- Murray Smith – World Para Swimming European Championships in Portugal;
- Cherry Smith - the World Junior Championships in Hungary;
- Faye Lewis - World Championships in South Korea. Faye also attended the FINA Seminar in Budapest;
- Dave Cooper - World University Games in Naples;
- To all SNSW Officials appointed to the Pacific Games held in Samoa;
- Ben Ramsden – appointment to the SAL TSC; and
- Bill Ford – appointment to the SAL TSC.

It was also pleasing to see a number of officials successfully undertake Level 3 suitability assessments at the 2019 Senior State Age Championships.

To me, a highlight of the SNSW calendar are the annual Country Regional Meets. The 2020 NSW Country Regional Meets were held in Narromine, Tuggeranong and Woy Woy on 25th and 26th January 2020. Congratulations to all Officials involved and thank you for the hospitality shown to the TSC members who attended the Meets.

The TSC continues to add to the training courses available online, with the Dolphin Timing System added to the list of courses this year. We now over 3400 unique individuals who have passed one of our online courses.

Sadly, we lost some of our friends over the last year, so it was with considerable sadness that the TSC noted the passing of Brian Franklin (Cronulla and St George Life Member), Geoffrey Stain (Western Area Life Member) and Vicki Williams (wife of TSC member, John Williams). Sincere condolences are extended to the families and friends of Brian and Vicki.

In conclusion, a very big thank you to all Technical Officials for your commitment and dedication to SNSW meets over the last 12 months.

Good luck to all Technical Officials for a successful year ahead.

Graeme Field

Chairperson

Technical Swimming Committee

COMPETITIONS COMMITTEE REPORT

by Neil Rogers, Chairperson

It has been another busy year on the swimming scene for Swimming NSW members. The Competitions Committee continues to be committed to an ongoing review of the Swimming NSW events and competition. This has been evident by the changes that have had to be made to the competitive structure due to the changes that have occurred at the Swimming Australia level i.e. the introduction of the junior and senior level of competition for age group swimming. These changes are now in their second year of competition and all seem to have transitioned to these changes fairly easily. It has been challenging for all, but we have seen some outstanding swimming throughout the year.

As a committee, we have endeavoured to ensure the development of the NSW event structure is in line with the national

structure. We continue to work through issues to make sure we provide the best competition for our swimmers to excel and meet the goals of the Association.

Participation at Swimming NSW events has been outstanding and this is a reflection of the hard work of swimmers and coaches. Qualifying standards are constantly reviewed to ensure our high standard of swimming is maintained and we are getting the best out of our swimmers. There has continued to be

"Participation at Swimming NSW events has been outstanding, and this is a reflection of the hard work of swimmers and coaches."

robust and informed conversations around the committee table, with all having valued input into the competition structure. All our competition events are a great learning curve for our swimmers and coaches to see

where improvements in their swimming and swimmers can be made.

The NSW State Open Championships was again an outstanding success with



good results for all who competed. The Championships provide an opportunity for all to gauge their progress in the lead up to the Olympic Trials.

The committee continues to develop a long-term event calendar in consultation with Swimming Australia and ascta NSW. Input from Swimming NSW members is always welcomed and allows the committee to make informed decisions in providing the best programs for all competitors.

Unfortunately the end of the Summer Season was interrupted by COVID-19 and this will no doubt also impact the 2020 Winter Season but we hope to back holding Championship events soon.

A big thank you to the Technical Officials who work tirelessly at our meets during the year. It is a big commitment and they

ensure our meets are conducted in a thoroughly professional manner. Thank you also to the parents who have helped with timekeeping during the season, without the help and support of all these people we wouldn't be able to conduct such outstanding events in NSW. Thank you to the Swimming NSW office staff who provide valuable support to everyone during the year. Lastly, a thankyou to the committee members whose input is very much valued and appreciated. We are continually striving to provide the best swimming competition in Australia. Good luck to all our swimmers over the next 12 months as the endeavour to meet their goals.

Neil Rogers

Chairperson

Competitions Committee

Monthly Meeting Attendance

April 2019 - March 2020

(6 meetings)

Neil Rogers, Chairperson	6
Gavin Stewart (ascta rep.)	4
Graham Taylor	6
Jennifer Noel	6
Cameron Gledhill	4/4
Philip Jobling	6
Simon Watkins	3

SWIMMING NSW CHAMPIONSHIP SUMMARY



WINTER SEASON 2019

SWIMMING NSW MEET	TEAMS	COMPETITORS	ENTRIES
Country Short Course	82	806	3691
Metropolitan Short Course	70	983	3569
Senior State Age Short Course	118	1125	4074
Junior State Age Short Course	110	752	2360

SUMMER SEASON 2019/2020

SWIMMING NSW MEET	TEAMS	COMPETITORS	ENTRIES
Senior Metropolitan	62	767	2956
Senior State Age	155	1519	6322
Country Regionals	157	1031	5904
Country	106	1000	4403
Junior Metropolitan	78	820	3113
Speedo Sprint Finals	12	926	2268
State Open	126	790	2615
TOTALS	1076	10519	41275

Swimming New South Wales Limited

ABN 69 111 987 430

Financial Report
for the year ended 31 March 2020

Directors' Report

The directors submit the financial report of Swimming New South Wales Limited (the consolidated entity) for the financial year ended 31 March 2020.

DIRECTORS

The names and details of directors throughout the year and at the date of this report are:

Mr Christopher Fydler OAM, *B Comm, LLB (Hons), GAICD, Board member NSW Institute of Sport, Chief Executive Officer, tambla Ltd. President.*

Mr Graham Towle OAM, *B Bus, Dip LG Admin, FCPA, Management & Tax Consultant (semi-retired).*

Mr Pat Troy, *Telecommunications Technical Officer (retired) (Resigned 31/12/19)*

Mr David Goff, *CPA, MBA, JP, Manager, NSW public sector (retired)*

Mrs Lynn Lonngren, *Accredited Silver Licence coach, Professional Swimming Coach, Vice President ascta (National), Senior Swimming Coach*

Mr Mark Payne, *B Ec, LLM, Grad Dip Appd Finance & Investment, GAICD, Chief Executive Officer*

Mrs Janelle Barnett, *Office Administration, Payroll Manager, Accredited Level 3 Swimming Referee*

Mr Steven Traplin, *Chief Executive Officer, Groupon Australia / New Zealand (Resigned 16/1/20)*

Mrs Sarah Platts *B.Ed Post Grad Human Resources Management; Director Catalyst Enhancing Performance (Appointed 14/3/20)*

Mr Alex Boden *M.Comm (Marketing), B. Comm / LLB, General Manager Vitaco Australia (Appointed 14/3/20)*

Mr Benjamin Tuxford, *BA, M Teach (Primary), Accredited Gold Licence Coach, Director of Swimming, Trinity Grammar School, President asctaNSW, asctaNSW representative*

Directors' Report (continued)

DIRECTORS' MEETINGS

The number of meetings of directors (including meetings of committees) held during the year and the numbers of meetings attended by each director were as follows:

	Directors' Meetings Attended	Directors' Meetings Eligible to Attend	Meetings of Committees	
			Audit & Risk Committee Meetings Attended	Audit & Risk Committee Meetings Eligible to Attend
Number of Meetings Held:	8		6	
Mr David Goff	7	8	6	6
Mrs Lynn Lonngren	7	8	n/a	n/a
Mr Pat Troy	6	6	n/a	n/a
Mr Steven Traplin	1	6	n/a	n/a
Mr Christopher Fydler OAM	8	8	n/a	n/a
Mr Benjamin Tuxford	8	8	n/a	n/a
Mr Graham Towle OAM	7	8	n/a	n/a
Mr Mark Payne	8	8	5	6
Mrs Sarah Platts	0	0	n/a	n/a
Mr Alex Boden	0	0	n/a	n/a
Mrs Janelle Barnett	7	8	n/a	n/a

CORPORATE INFORMATION

Swimming New South Wales Limited is a company limited by guarantee and domiciled in Australia. The registered office and principal place of business of the company is Unit 29, 11-21 Underwood Road, Homebush, NSW, 2140.

PRINCIPAL ACTIVITIES

The principal activities of the company during the financial year were:

- To administer, promote and develop the sport of swimming;
- To conduct various swimming championships; and
- To operate a retail outlet for the sale of swimwear and accessories.

SHORT TERM OBJECTIVES

The company's short term objectives are to:

- Actively grow participation in the sport of swimming;
- Ensure access to water space is optimised for both learn to swim and the sport of swimming;
- Educate, develop and support our coaches;
- Deliver competition and recreational events to the highest standard; and
- Provide a safe, inclusive and respectful environment for all members.

Directors' Report (continued)

LONG TERM OBJECTIVES

The company's long term objectives are to:

- Provide improved overall organisational effectiveness so as to better support our network for Clubs, Areas and Members;
- Ensure our High Performance Pathways are effective and deliver sustained improvement for our swimmers at State, National and International competitions;
- Develop our volunteers to the highest standards nationally and retain them in the sport; and
- Develop partnerships that strengthen the value of the swimming brand and grow our sport in NSW.

STRATEGY FOR ACHIEVING THE OBJECTIVES

To achieve these objectives, the company has adopted the following strategies:

- Develop a value proposition that will attract and retain members in our sport;
- Provide greater support to Clubs and Areas through well resourced programs and initiatives;
- Continue to build relationships with aquatic space providers to maximise the space available to swimming;
- Play an active role in the development of swimmers from their first inter-club competition through to international level;
- Provide educational opportunities and environmental support for all levels of coaches;
- Leadership in competition planning and the delivery of swimming events;
- Reduce the barriers for volunteers to participate in our sport;
- Promote, develop and implement our Child and Member Welfare Policies to protect the participants of our sport; and
- Embrace technology to innovate and maximise delivery in events, administration and communication.

SIGNIFICANT CHANGES

There were no significant changes in the state of affairs during the financial year.

MEMBERSHIP

Swimming New South Wales Limited is a company limited by guarantee and without share capital. Member liability is limited to \$1 for payment of debts and liabilities of the company, should the company be wound up.

The number of members as at 31 March 2020 is 27,585 (2019: 32,376).

EMPLOYEES

The company had 24 full-time equivalent (FTE) employees as at 31 March 2020 (2019: 18).

Directors' Report (continued)

DIVIDENDS

The company is a not for profit organisation and is prevented by its constitution from paying dividends.

OPERATING RESULTS

The net (loss) / profit from ordinary activities for the consolidated entity amounted to (\$80,977) (2019: \$35,097).

The company's financial performance objective is to generate an annual financial return that sustains the business.

SIGNIFICANT EVENTS AFTER THE BALANCE DATE

There have been no events subsequent to period end, other than events related to the COVID-19 pandemic as discussed in Note 2 of the financial report, which require adjustment to or disclosure in the financial report or notes thereto.

LIKELY DEVELOPMENTS AND EXPECTED RESULTS

Due to COVID-19, the Directors have seen a significant impact on our business including the ceasing of all competitions and the operation of the swim goods retail store. The scale and duration of these developments remain uncertain as at the date of this report however they are having an impact on our earnings, cash flow and financial condition.

The Board has approved a surplus budget for the 2020/21 year under full cessation of the competitions and the operation of the swim goods retail store until September 2020 with a resumption from October 2020. The directors will continue to monitor the business of the Company in light of developments relating to COVID-19. If the business of the Company is impacted more severely than is currently projected, the Company will seek to take steps to appropriately restructure its operations.

INDEMNIFICATION AND INSURANCE OF DIRECTORS

During the year, Swimming New South Wales Limited paid a premium for Directors' and Officers' liability insurance policies, which cover all Directors and officers of Swimming New South Wales Limited. Details of the nature of the liabilities covered, and the amount of the premium paid in respect of the Directors' and Officers' insurance policies, are not disclosed, as disclosure is prohibited under the terms of the contracts.

INDEMNIFICATION OF AUDITORS

To the extent permitted by law, Swimming New South Wales Limited has agreed to indemnify its auditors, Ernst & Young, as part of the terms of its audit engagement against claims by third parties arising from the audit (for an unspecified amount). No payment has been made to indemnify Ernst & Young during the financial year or since the financial year end.

ENVIRONMENTAL REGULATIONS AND PERFORMANCE


The company is not subject to any particular or significant environmental regulation.

Directors' Report (continued)

AUDIT INDEPENDENCE AND NON-AUDIT SERVICES

The directors have received a declaration from the auditor of Swimming New South Wales Limited which can be found on page 82.

Signed in accordance with a resolution of the Board of Directors.



C. Fydler OAM
Director



M. Payne
Director

Sydney
Dated 2 June 2020

Consolidated Statement of Comprehensive Income

FOR THE YEAR ENDED 31 MARCH 2020	Notes	Consolidated Entity 2020	2019
		\$	\$
Revenue			
Operating activities	3(i)	4,093,222	4,091,295
Non-operating activities	3(ii)	30,525	43,326
Total revenue		4,123,747	4,134,621
Cost of sales		529,193	617,517
Operating expenses		1,560,474	1,789,719
Employee benefits		2,020,377	1,632,759
Interest paid		1,494	-
Depreciation and amortisation		93,186	59,529
Total expenses		4,204,724	4,099,524
Net (deficit) / surplus for the year		(80,977)	35,097
Other comprehensive (loss)			
Fair value loss on equity instruments designated at FVOCI		(46,325)	(4,001)
Other comprehensive (loss) for the year		(46,325)	(4,001)
Total comprehensive (loss) / income for the year		(127,302)	31,096

The above Consolidated Statement of Comprehensive Income should be read in conjunction with the accompanying notes.

Consolidated Statement of Financial Position

AS AT 31 MARCH 2020	Notes	Consolidated Entity	
		2020	2019
		\$	\$
CURRENT ASSETS			
Cash and cash equivalents	4	783,966	1,116,090
Investments	5	300,000	300,000
Trade and other receivables	6	835,834	716,998
Inventories	7	245,858	181,653
TOTAL CURRENT ASSETS		2,165,658	2,314,741
NON-CURRENT ASSETS			
Investments	5	549,683	574,329
Property, plant and equipment	8	854,773	769,873
Intangibles	9	126,244	7,929
TOTAL NON-CURRENT ASSETS		1,530,700	1,352,131
TOTAL ASSETS		3,696,358	3,666,872
CURRENT LIABILITIES			
Trade and other payables	10	1,262,846	1,233,043
Provisions	11	306,112	219,696
TOTAL CURRENT LIABILITIES		1,568,958	1,452,739
NON-CURRENT LIABILITIES			
Trade and other payables	10	45,415	-
Provisions	11	34,911	38,531
TOTAL NON-CURRENT LIABILITIES		80,326	38,531
TOTAL LIABILITIES		1,649,284	1,491,270
NET ASSETS		2,047,074	2,175,602
MEMBERS' FUNDS			
Accumulated funds		2,080,090	2,162,293
Fair value reserve of financial asset at FVOCI		(33,016)	13,309
TOTAL MEMBERS' FUNDS		2,047,074	2,175,602

The above Consolidated Statement of Financial Position should be read in conjunction with the accompanying notes.

Consolidated Statement of Cash Flows

FOR THE YEAR ENDED 31 MARCH 2020	Notes	Consolidated Entity 2020	2019
		\$	\$
CASH FLOWS FROM OPERATING ACTIVITIES			
Receipts from members, customers, sponsors and government		4,049,191	4,019,333
Payments to suppliers and employees		(4,170,751)	(3,837,325)
NET CASH FLOWS FROM OPERATING ACTIVITIES	4	(121,560)	182,008
CASH FLOWS FROM INVESTING ACTIVITIES			
Payments for property, plant and equipment and intangibles		(193,009)	(58,418)
Interest received		5,226	11,079
Interest paid		(1,494)	-
Proceeds from sale of property, plant and equipment		10,000	-
NET CASH FLOWS FROM INVESTING ACTIVITIES		(179,277)	(47,339)
CASH FLOWS FROM FINANCING ACTIVITIES			
Payments for finance leases		(31,287)	-
NET CASH FLOWS FROM FINANCING ACTIVITIES		(31,287)	-
NET (DECREASE) / INCREASE IN CASH HELD		(332,124)	134,669
Add opening cash brought forward		1,116,090	981,421
CLOSING CASH CARRIED FORWARD	4	783,966	1,116,090

The above Consolidated Statement of Cash Flows should be read in conjunction with the accompanying notes.

Consolidated Statement of Changes in Equity

For the year ended 31 March 2020

	<i>Accumulated funds</i>	<i>Fair value reserve of financial asset at FVOCI</i>	<i>Total members' funds</i>
	\$	\$	\$
At 31 March 2018	2,127,196	17,310	2,144,506
Surplus for the year	35,097	-	35,097
Other comprehensive loss	-	(4,001)	(4,001)
Total Comprehensive Income as at 31 March 2019	2,162,293	13,309	2,175,602
At 31 March 2019	2,162,293	13,309	2,175,602
Effect of adoption of new accounting standards	(1,226)	-	(1,226)
At 31 March 2019 (restated)	2,161,067	13,309	2,174,376
(Deficit) for the year	(80,977)	-	(80,977)
Other comprehensive loss	-	(46,325)	(46,325)
Total Comprehensive Income as at 31 March 2020	2,080,090	(33,016)	2,047,074

The above Consolidated Statement of Changes in Equity should be read in conjunction with the accompanying notes.

Notes to the Financial Statements

FOR THE YEAR ENDED 31 MARCH 2020

1. CORPORATE INFORMATION

The consolidated financial report of Swimming New South Wales Limited and its controlled entities (the consolidated entity) for the year ended 31 March 2020 was authorised for issue in accordance with a resolution of the Directors on 2 June 2020.

Swimming New South Wales Limited (the Company) is a company limited by guarantee and without share capital. It is incorporated and domiciled in Australia.

The nature of the operations and principal activities of the Company are described in the Directors' Report.

2. SUMMARY OF SIGNIFICANT ACCOUNTING POLICIES

(a) Basis of preparation

The consolidated financial report is a general purpose financial report, which has been prepared in accordance with the requirements of the Corporations Act 2001, Australian Accounting Standards – Reduced Disclosure Requirements and other authoritative pronouncements of the Australian Accounting Standards Board. The consolidated financial report has been prepared on a historical cost basis, except for Financial assets designated at fair value through OCI which have been measured at fair value.

The consolidated financial report is presented in Australian dollars. The amounts contained in the financial report have been rounded to the nearest \$1,000 (where rounding is applicable) where noted (\$000) under the option available to the Company under ASIC Corporations (Rounding in Financial/Directors' Reports) Instrument 2016/191.

The financial report has been prepared on a going concern basis, which contemplates continuity of normal business activities and realisation of assets and settlement of liabilities in the ordinary course of business.

On 16 March 2020, the COVID-19 outbreak was declared a pandemic by the World Health Organization. We have seen a significant impact on our business to date including the ceasing of all competitions and the operation of the swim goods retail store since the end of March 2020. The outbreak and the response of Governments in dealing with the pandemic is interfering with general activity levels within the community, the economy and the operations of our business. The scale and duration of these developments remain uncertain as at the date of this report however they are having an impact on our earnings, cash flow and financial condition.

A cash flow budget has been prepared under full cessation of the competitions and the operation of the swim goods retail store until September 2020 with a resumption from October 2020. This identified that even with the impact of COVID-19 the Company is expected to continue as a going concern. If that period is prolonged, there may be doubt as to the Company's ability to continue as a going concern. The directors will continue to monitor the business of the Company in light of developments relating to COVID-19. If the business of the Company is impacted more severely than is currently projected, the Company will seek to take steps to appropriately restructure its operations, particularly in relation to its level of staffing.

The financial report does not include any adjustments relating to the recoverability and classification of recorded asset amounts or to the amounts and classification of liabilities that might be necessary should the entity not continue as a going concern. The financial statements have been prepared based upon conditions existing at 31 March 2020 and considering those events occurring subsequent to that date, that provide evidence of conditions that existed at the end of the reporting period.

Notes to the Financial Statements (continued)

FOR THE YEAR ENDED 31 MARCH 2020

2. SUMMARY OF SIGNIFICANT ACCOUNTING POLICIES (CONTINUED)

(b) Statement of compliance

The consolidated entity is a not-for-profit entity which is not publicly accountable. Therefore the consolidated financial report of the consolidated entity is a tier two general purpose financial report which has been prepared in accordance with Australian Accounting Standards – Reduced Disclosure Requirements (AASB – RDRs) (including Australian interpretations) adopted by the Australian Accounting Standards Board (AASB) and the Corporations Act 2001.

The consolidated financial report complies with Australian Accounting Standards. Australian Accounting Standards contain requirements specific to not-for profit entities, including Standards AASB 116 Property, Plant and Equipment, AASB 136 Impairment of Assets and AASB 1004 Contributions.

(c) Basis of consolidation

For the year ended 31 March 2020, the consolidated financial report incorporates the financial statements of the Company and the entities controlled by the Company, including New South Wales Swimming Nominees Pty Ltd, NSW Swimming Foundation Trust and Swimming NSW Aquatic Management Pty Ltd.

Control is achieved where the Company has the power to govern the financial and operating policies of an entity so as to obtain benefits from its activities. The results of the subsidiaries included in the consolidated statement of comprehensive income are from the effective date of acquisition. All intra-group transactions, balances, income and expenses are eliminated in full on consolidation. In the separate financial statements of the Company, all intra-group transactions are generally accounted for by reference to the existing book value of the items.

(d) Changes in accounting policy, disclosures, standards and interpretations

New and amended standards and interpretations

The Company applied AASB 15 Revenue from Contracts with Customers, AASB 1058 income for Not-for-Profit Entities and AASB 16 Leases for the first time. The nature and effect of the changes as a result of the adoption of these new accounting standards are described below except for AASB 1058 whose impact is not considered material.

Several other amendments and interpretations apply for the first time in the current financial year, but do not have an impact on the financial statements of the Company.

AASB 15: Revenue from Contracts with Customers

AASB 15 supersedes AASB 118 Revenue and related Interpretations and it applies, with limited exceptions, to all revenue arising from contracts with its customers. AASB 15 establishes a five-step model to account for revenue arising from contracts with customers and requires that revenue be recognised at an amount that reflects the consideration to which an entity expects to be entitled in exchange for transferring goods or services to a customer.

AASB 15 requires entities to exercise judgement, taking into consideration all of the relevant facts and circumstances when applying each step of the model to contracts with their customers. The standard also specifies the accounting for the incremental costs of obtaining a contract and the costs directly related to fulfilling a contract. In addition, the standard requires extensive disclosures.

The Company has assessed that there will be no change to the recognition or measurement of revenue upon application of the Standard. Revenue from third parties are recognised as services are provided.

Notes to the Financial Statements (continued)

FOR THE YEAR ENDED 31 MARCH 2020

2. SUMMARY OF SIGNIFICANT ACCOUNTING POLICIES (CONTINUED)

(d) Changes in accounting policy, disclosures, standards and interpretations (continued)

AASB 16: Leases

AASB 16 replaces AASB 117 Leases, AASB interpretation 4 Determining whether an Arrangement contains a Lease, AASB Interpretation 115 Operating Lease-Incentives and AASB Interpretation 127 Evaluating the Substance of Transactions involving the Legal Form of a Lease. AASB 16 sets out the principles for the recognition, measurement, presentation and disclosure of leases and requires lessees to recognise most leases on the statement of financial position.

The Company adopted AASB 16 using the modified retrospective method of adoption with the date of initial application of 1 April 2019. Under this method, the standard is applied retrospectively with the cumulative effect of initially applying the standard recognised at the date of initial application. The Company elected to use the transition practical expedient to not reassess whether a contract is, or contains a lease at 1 April 2019. Instead, the Company applied the standard only to contracts that were previously identified as leases applying AASB 117 and AASB Interpretation 4 at the date of initial application.

The Company has lease contracts for various items of equipment. Before the adoption of AASB 16, the Company classified each of its leases (as lessee) at the inception date as either a finance lease or an operating lease.

Upon adoption of AASB 16, the Company applied a single recognition and measurement approach for all leases except for short-term leases and leases of low-value assets. The standard provides specific transition requirements and practical expedients, which have been applied by the Company

Leases previously accounted for as operating leases under AASB 17

The Company recognised right-of-use assets and lease liabilities for those leases previously classified as operating leases, except for short-term leases and leases of low-value assets. The right-of-use assets were recognised based on the amount equal to the lease liabilities, adjusted for any related prepaid and accrued lease payments previously recognised. Lease liabilities were recognised based on the present value of the remaining lease payments, discounted using the incremental borrowing rate at the date of initial application.

Based on the above, as at 1 April 2019:

- Right-of-use assets of \$103,394 were recognised and presented separately in note 8.
- Lease liabilities of \$104,618 were recognised.

The lease liabilities as at 1 April 2019 can be reconciled to the operating lease commitments as of 31 March 2019, as follows:

	\$
Operating lease as at 1 April 2019	115,455
Weighted average incremental borrowing rate as at 1 April 2019 (in %)	1.42
Discounted operating lease commitments as at 1 April 2019	104,618
Lease liabilities as at 1 April 2019	104,618

Notes to the Financial Statements (continued)

FOR THE YEAR ENDED 31 MARCH 2020

2. SUMMARY OF SIGNIFICANT ACCOUNTING POLICIES (CONTINUED)

(e) Cash and cash equivalents

Cash and short term deposits in the balance sheet comprise cash at bank and on hand and short term deposits with an original maturity of three months or less.

For the purposes of the consolidated statement of cash flows, cash and cash equivalents consist of cash and cash equivalents as defined above, net of outstanding bank overdrafts.

(f) Trade and other receivables

If not received at balance date, revenue is reflected in the Statement of Financial Position as receivables. Receivables are carried at original invoice amounts less allowance for doubtful debts. An allowance for doubtful debts is recognised approximating the lifetime expected credit loss of receivables calculated in accordance with AASB 9 Financial Instruments. Bad debts are written off when identified.

(g) Investments and other financial assets

A financial instrument is any contract that gives rise to a financial asset of one entity and a financial liability or equity instrument of another entity. The classification of financial assets at initial recognition depends on the financial asset's contractual cash flow characteristics and the consolidated entity's business model for managing them.

Financial assets designated at fair value through OCI:

Upon initial recognition, the consolidated entity can elect to classify irrevocably its equity investments as equity instruments designated at fair value through OCI when they meet the definition of equity under IAS 32 Financial Instruments: Presentation and are not held for trading. The classification is determined on an instrument-by-instrument basis.

Gains and losses on these financial assets are never recycled to profit or loss. Dividends are recognised as other income in the statement of profit or loss when the right of payment has been established, except when the consolidated entity's benefits from such proceeds as a recovery of part of the cost of the financial asset, in which case, such gains are recorded in OCI. Equity instruments designated at fair value through OCI are not subject to impairment assessment.

(h) Inventories

Trading stock is valued at the lower of cost and net realisable value. Inventories which are not treated as trading stock are held at cost.

(i) Intangibles

Intangible assets acquired are initially measured at cost.

The useful lives of intangible assets are assessed to be either finite or infinite. Intangible assets with finite lives are amortised over a 3 to 5 year useful life and tested for impairment whenever there is indication that the intangible asset may be impaired. The amortisation period and the amortisation method for an intangible asset with a finite useful life are reviewed at least at each financial year end. The amortisation expense on intangible assets with finite lives is recognised in the consolidated statement of comprehensive income in the expense category consistent with the function of the intangible asset.

Notes to the Financial Statements (continued)

FOR THE YEAR ENDED 31 MARCH 2020

2. SUMMARY OF SIGNIFICANT ACCOUNTING POLICIES (CONTINUED)

(j) Trade and other payables

Liabilities are recognised for amounts to be paid in the future for goods and services received, whether or not billed to the company. Trade account payables are settled within 30 days.

(k) Provisions

Provisions are recognised when the consolidated entity has a present obligation (legal or constructive) as a result of past events, it is probable that an outflow of resources embodying economic benefits will be required to settle the obligation and a reliable estimate can be made of the amount of the obligation.

If the effect of the time value of money is material, provisions are discounted using a current rate that reflects the risk specific to the liability.

(l) Leases

The Company assesses at contract inception whether a contract is, or contains, a lease. That is, if the contract conveys the right to control the use of an identified asset for a period of time in exchange for consideration.

Company as a lessee

The Company applies a single recognition and measurement approach for all leases, except for short-term leases and leases of low-value assets. The Company recognises lease liabilities to make lease payments and right-of-use assets representing the right to use the underlying assets.

Right-of-use assets

The Company recognises right-of-use assets at the commencement date of the lease (i.e., the date the underlying asset is available for use). Right-of-use assets are measured at cost, less any accumulated depreciation and impairment losses, and adjusted for any remeasurement of lease liabilities. The cost of right-of-use assets includes the amount of lease liabilities recognised, initial direct costs incurred, and lease payments made at or before the commencement date less any lease incentives received. Right-of-use assets are depreciated on a straight-line basis over the shorter of the lease term and the estimated useful lives of the assets, as disclosed in Note (m):

If ownership of the leased asset transfers to the Company at the end of the lease term or the cost reflects the exercise of a purchase option, depreciation is calculated using the estimated useful life of the asset.

The right-of-use assets are also subject to impairment. Refer to the accounting policies in Note (m)(ii).

Lease liabilities

At the commencement date of the lease, the Company recognises lease liabilities measured at the present value of lease payments to be made over the lease term. The lease payments include fixed payments (including in-substance fixed payments) less any lease incentives receivable, variable lease payments that depend on an index or a rate, and amounts expected to be paid under residual value guarantees. The lease payments also include the exercise price of a purchase option reasonably certain to be exercised by the Company and payments of penalties for terminating the lease, if the lease term reflects the Company exercising the option to terminate. Variable lease payments that do not depend on an index or a rate are recognised as expenses (unless they are incurred to produce inventories) in the period in which the event or condition that triggers the payment occurs.

Notes to the Financial Statements (continued)

FOR THE YEAR ENDED 31 MARCH 2020

2. SUMMARY OF SIGNIFICANT ACCOUNTING POLICIES (CONTINUED)

(l) Leases (continued)

In calculating the present value of lease payments, the Company uses its incremental borrowing rate at the lease commencement date because the interest rate implicit in the lease is not readily determinable. After the commencement date, the amount of lease liabilities is increased to reflect the accretion of interest and reduced for the lease payments made. In addition, the carrying amount of lease liabilities is remeasured if there is a modification, a change in the lease term, a change in the lease payments (e.g., changes to future payments resulting from a change in an index or rate used to determine such lease payments) or a change in the assessment of an option to purchase the underlying asset.

(m) Property, plant and equipment

Buildings are stated at cost less accumulated depreciation and any impairment in value.

Plant and equipment are measured at cost less accumulated depreciation.

Land is not depreciated.

(i) Depreciation

Items of property, plant and equipment are depreciated over their estimated useful lives.

The depreciation rates and methods used for each class of asset, for the current and previous years, are as follows:

	Depreciation rate	Depreciation method
Building	2.5%	Straight line
Motor vehicles	12.5%	Straight line
Office equipment	10%-33%	Straight line
Pool technical equipment	18%-33%	Straight line
Right-of-use asset	20%-33%	Straight line

(ii) Impairment

The carrying values of property, plant and equipment are reviewed for impairment at each reporting date, with recoverable amount being estimated when events or changes in circumstances indicate that the carrying value may be impaired.

The recoverable amount of property, plant and equipment is the higher of fair value less costs to sell and value in use. In assessing the value in use the estimated future cash flows are discounted to their present value using a discount rate that reflects current market assessments of the time value of money and the risk specific to the asset.

For an asset that does not generate largely independent cash inflows, recoverable amount is determined for the cash generating unit to which the asset belongs, unless the asset's value in use can be estimated to be close to its fair value.

An impairment exists when the carrying value of an asset or cash generating units exceeds its estimated recoverable amount. The asset or cash generating unit is then written down to its recoverable amount. For property, plant and equipment losses are recognised in the consolidated statement of comprehensive income.

Notes to the Financial Statements (continued)

FOR THE YEAR ENDED 31 MARCH 2020

2. SUMMARY OF SIGNIFICANT ACCOUNTING POLICIES (CONTINUED)

(m) Property, plant and equipment (continued)

(iii) Derecognition and disposal

An item of property, plant and equipment is derecognised upon disposal or when no further future economic benefits are expected from its use or disposal.

Any gain or loss arising on derecognition of the asset (calculated as the difference between the net disposal proceeds and the carrying amount of the assets) is included in the consolidated statement of comprehensive income in the year the asset is derecognised.

(n) Taxation

The company is a non-profit organisation formed for the development of swimming and is exempt from income tax. The company is registered for GST.

(o) Employee entitlements

(i) Wages, salaries, annual leave and time in lieu

Liabilities for wages, salaries, time in lieu and annual leave expected to be settled within 12 months of the reporting date are recognised in trade and other payables and provisions in respect of employees' services up to the reporting date. They are measured at the amounts expected to be paid when the liabilities are settled.

(ii) Long service leave

The liability for long service leave is recognised in the provision for employees' benefits and measured as the present value of expected future payments to be made in respect of services provided by employees up to the reporting date. Consideration is given to expected future wage and salary levels, experience of employee departures, and periods of service. Expected future payments are discounted using the market yields at the reporting date on notional government bonds with terms to maturity and currencies that match, as closely as possible, the estimated future cash outflows.

(p) Revenue from contracts with customers

For the year ended 31 March 2020

Revenue from contracts with customers is recognised when control of the goods or services are transferred to the customer at an amount that reflects the consideration to which the Company expects to be entitled in exchange for those goods or services. The Company has generally concluded that it is the principal in its revenue arrangements.

The specific recognition criteria described below must also be met before revenue is recognised.

Membership registration fees

The performance obligation for the Registration Fees revenue is for the Company to provide a platform for participation for individuals to enter into swimming competitions in Australia. As such, revenues are recognised over the membership period.

Swim meet entry fees

Swim meet entry fee revenue is recognised upon providing the performance obligation of holding the event of which the tickets have been purchased. Thus, revenue is recognised at a point in time.

Notes to the Financial Statements (continued)

FOR THE YEAR ENDED 31 MARCH 2020

2. SUMMARY OF SIGNIFICANT ACCOUNTING POLICIES (CONTINUED)

(p) Revenue from contracts with customers (continued)

Retail sales

Retail sales revenue is recognised at the point in time when the performance obligation is met at the transfer of the goods to the customer.

(q) Government grants

Government grants are recognised where there is reasonable assurance that the grant will be received and all attached conditions will be complied with. When the grant relates to an expense item, it is recognised as income on a systematic basis over the periods that the related costs, for which it is intended to compensate, are expensed. When the grant relates to an asset, it is recognised as income in equal amounts over the expected useful life of the related asset.

(r) Other taxation

Revenue, expenses and assets are recognised net of the amount of GST except:

- When the GST incurred on a purchase of goods and services is not recoverable from the taxation authority, in which case the GST is recognised as part of the cost of acquisition of the asset or as part of the expense item as applicable; and
- Receivables and payables, which are stated with the amount of GST included.

The net amount of GST recoverable from, or payable to, the taxation authority is included as part of receivables or payables in the balance sheet.

Cash flows are included in the consolidated statement of cash flows on a gross basis and the GST component of cash flows arising from investing and financing activities, which is recoverable from, or payable to, the taxation authority are classified as operating cash flows.

Commitments and contingencies are disclosed net of the amount of GST recoverable from, or payable to the taxation authority.

(s) Fair value measurement

The consolidated entity measures its derivative financial instruments at fair value at each reporting date.

Fair value is the price that would be received to sell an asset or paid to transfer a liability in an orderly transaction between market participants at the measurement date. The fair value measurement is based on the presumption that the transaction to sell the asset or transfer the liability takes place either:

- In the principal market for the asset or liability, or
- In the absence of a principal market, in the most advantageous market for the asset or liability.

The principal or the most advantageous market must be accessible by the consolidated entity.

The fair value of an asset or a liability is measured using the assumptions that market participants would use when pricing the asset or liability, assuming that market participants act in their economic best interest.

A fair value measurement of a non-financial asset takes into account a market participant's ability to generate economic benefits by using the asset in its highest and best use or by selling it to another market participant that would use the asset in its highest and best use.

Notes to the Financial Statements (continued)

FOR THE YEAR ENDED 31 MARCH 2020

2. SUMMARY OF SIGNIFICANT ACCOUNTING POLICIES (CONTINUED)

(s) Fair value measurement (continued)

The consolidated entity uses valuation techniques that are appropriate in the circumstances and for which sufficient data are available to measure fair value, maximising the use of relevant observable inputs and minimising the use of unobservable inputs.

(t) Comparatives

Where necessary, comparatives have been reclassified and repositioned for consistency with current year disclosures.

(u) Significant accounting judgements, estimates and assumptions

Leases - Estimating the incremental borrowing rate

The Company cannot readily determine the interest rate implicit in the lease, therefore, it uses its incremental borrowing rate (IBR) to measure lease liabilities. The IBR is the rate of interest that the Company would have to pay to borrow over a similar term, and with a similar security, the funds necessary to obtain an asset of a similar value to the right-of-use asset in a similar economic environment. The IBR therefore reflects what the Company 'would have to pay', which requires estimation when no observable rates are available or when they need to be adjusted to reflect the terms and conditions of the lease. The Company estimates the IBR using observable inputs (such as market interest rates) when available and is required to make certain entity-specific estimates.

Notes to the Financial Statements (continued)

FOR THE YEAR ENDED 31 MARCH 2020

	Consolidated Entity	
	2020	2019
	\$	\$
3. REVENUE FROM CONTRACTS WITH CUSTOMERS		
(i) Operating activities		
Retail sales revenue	987,761	1,151,571
Registration fees	1,085,343	1,082,540
Swim meet income	866,773	910,924
Coaching	5,039	13,665
Donations, sponsorships and government grants	1,137,047	929,183
Advertising	482	836
Other	10,777	2,576
Total revenue from contracts with customers	4,093,222	4,091,295
(ii) Non-operating activities		
Interest received	8,440	15,664
Dividends and distributions received	22,085	27,662
Total non-operating revenue	30,525	43,326
Total revenue	4,123,747	4,134,621
(iii) Timing of revenue recognition		
Goods and services at a point in time	3,007,879	3,008,755
Goods and services transferred over time	1,085,343	1,082,540
Total revenue from contracts with customers	4,093,222	4,091,295
4. CASH AND CASH EQUIVALENTS		
Cash on hand	2,500	2,500
Cash at bank ⁺	781,466	1,113,590
	783,966	1,116,090

⁺Cash at bank earns interest at floating rates based on daily bank deposit rates.

Notes to the Financial Statements (continued)

FOR THE YEAR ENDED 31 MARCH 2020

	Consolidated Entity	
	2020	2019
	\$	\$
4. CASH AND CASH EQUIVALENTS (CONTINUED)		
CASH FLOW INFORMATION		
Reconciliation of Net (Deficit) / Surplus to Net Cash Flows from Operations		
Net (deficit) / surplus	(80,977)	35,097
Non-cash flows in net (deficit) / surplus		
Depreciation	85,923	49,632
Amortisation of intangibles	7,263	9,897
Interest received	(5,226)	(11,079)
Interest paid	1,494	-
Net investment income	(21,679)	(28,737)
Profit on sale of property, plant and equipment	(10,000)	-
Changes in assets and liabilities:		
(Increase) / Decrease in receivables	(118,836)	(278,379)
(Increase) / Decrease in inventories	(64,205)	(2,102)
Increase / (Decrease) in creditors and accruals	1,887	363,813
Increase in provisions	82,796	43,866
Cash flows from operations	<u>(121,560)</u>	<u>182,008</u>

[†]Cash held by the NSW Swimming Foundation Trust, a discretionary trust, is only available for use by Swimming New South Wales Limited if the Trustee of the Trust, NSW Swimming Nominees Pty Limited makes, at its discretion, trust distributions, grants, or loans to Swimming New South Wales Limited. The Trustee is a controlled entity of Swimming New South Wales Limited. At year end, the NSW Swimming Foundation Trust held \$387,605 (2019: \$357,884) in cash balances.

5. INVESTMENTS

Current

Term deposits	<u>300,000</u>	<u>300,000</u>
---------------	----------------	----------------

Non-Current

Financial assets designated at fair value through Other Comprehensive Income	<u>549,683</u>	<u>574,329</u>
--	----------------	----------------

Cash on deposit has a maturity date greater than three months. Interest is received on these investments.

Notes to the Financial Statements (continued)

FOR THE YEAR ENDED 31 MARCH 2020

	Consolidated Entity	
	2020	2019
	\$	\$
6. TRADE AND OTHER RECEIVABLES		
Trade debtors	447,644	376,468
Allowance for impairment loss (a)	(13,189)	(1,663)
	434,455	374,805
Prepayments	102,434	92,493
Other Receivables	298,945	249,700
	835,834	716,998

(a) Allowance for impairment loss

Movements in the allowance for impairment loss were as follows:

At 1 April	1,663	1,949
Amounts provided for	12,394	3,807
Amounts written off	(868)	(4,093)
At 31 March	13,189	1,663

7. INVENTORIES

Swim Trade	63,810	34,254
Speedo Swim Shop stock	182,048	147,399
	245,858	181,653

Notes to the Financial Statements (continued)

FOR THE YEAR ENDED 31 MARCH 2020

	Consolidated Entity	
	2020	2019
	\$	\$
8. PROPERTY, PLANT AND EQUIPMENT		
Land and Building – at cost	1,023,923	1,023,923
Less: Accumulated depreciation	(374,853)	(349,255)
	<u>649,070</u>	<u>674,668</u>
Motor vehicle – at cost	39,196	26,423
Less: Accumulated depreciation	(817)	(26,423)
	<u>38,379</u>	<u>-</u>
Office equipment – at cost	372,806	351,532
Less: Accumulated depreciation	(313,456)	(294,736)
	<u>59,350</u>	<u>56,796</u>
Pool technical equipment – at cost	203,933	196,973
Less: Accumulated depreciation	(167,705)	(158,564)
	<u>36,228</u>	<u>38,409</u>
Right-of-use Asset – at cost	139,655	-
Less: Accumulated depreciation	(67,909)	-
	<u>71,746</u>	<u>-</u>
Total Property, Plant and Equipment -at cost	1,779,513	1,598,851
Less: Accumulated depreciation	(924,740)	(828,978)
	<u><u>854,773</u></u>	<u><u>769,873</u></u>

Notes to the Financial Statements (continued)

FOR THE YEAR ENDED 31 MARCH 2020

8. PROPERTY, PLANT AND EQUIPMENT (CONTINUED)

	Consolidated Entity	
	2020	2019
	\$	\$
(a) Movements in carrying amounts		
Movements in the carrying amounts for each class of property, plant and equipment between the beginning and the end of the current financial year:		
Land and Building		
Balance at the beginning of year	674,668	700,266
Depreciation	(25,598)	(25,598)
Carrying amount at the end of the year	649,070	674,668
Motor vehicle		
Balance at the beginning of year	-	-
Additions	39,196	-
Depreciation	(817)	-
Carrying amount at the end of the year	38,379	-
Office equipment		
Balance at the beginning of year	56,796	30,133
Additions	21,275	42,724
Depreciation	(18,721)	(16,061)
Carrying amount at the end of the year	59,350	56,796
Pool technical equipment		
Balance at the beginning of year	38,408	30,688
Additions	6,960	15,694
Depreciation	(9,140)	(7,973)
Carrying amount at the end of the year	36,228	38,408
Right-of-use Asset		
Balance at the beginning of year	-	-
Additions	139,655	-
Adjustment to opening retained earnings	(36,261)	-
Depreciation	(31,648)	-
Carrying amount at the end of the year	71,746	-
Total carrying amount at the end of the year	854,773	769,873

Notes to the Financial Statements (continued)

FOR THE YEAR ENDED 31 MARCH 2020

	Consolidated Entity	
	2020	2019
	\$	\$
<hr/>		
9. INTANGIBLES		
Intangibles	155,268	29,690
Less: Accumulated amortisation	(29,024)	(21,761)
	<hr/>	<hr/>
	126,244	7,929
	<hr/>	<hr/>

Intangibles represent the development costs of the Swimming New South Wales Limited “SwimMate” digital app and the part purchase of swimming biomechanical analysis software.

(a) Movements in carrying amounts

Movements in the carrying amounts for intangibles between the beginning and the end of the current financial year:

Balance at the beginning of year	7,929	17,826
Additions	125,578	-
Amortisation	(7,263)	(9,897)
Carrying amount at the end of the year	<hr/>	<hr/>
	126,244	7,929

10. TRADE AND OTHER PAYABLES

Current

Registration fees and subscriptions received in advance	481,539	496,817
Lease liabilities	27,916	-
Creditors and accruals	753,391	736,226
	<hr/>	<hr/>
	1,262,846	1,233,043

Non-Current

Lease liabilities	45,415	-
	<hr/>	<hr/>

Trade payables are non interest bearing and are normally settled on 30 day terms.

Notes to the Financial Statements (continued)

FOR THE YEAR ENDED 31 MARCH 2020

	Consolidated Entity	
	2020	2019
	\$	\$
11. PROVISIONS		
Current		
Employee entitlements - Annual leave and time in lieu	235,012	162,288
Employee entitlements – Long service leave	71,100	57,408
	<u>306,112</u>	<u>219,696</u>
Non-Current		
Employee entitlements - Long service leave	<u>34,911</u>	<u>38,531</u>

12. TRANSACTIONS WITH RELATED PARTIES

Key Management Personnel

Key management personnel are those persons having authority and responsibility for planning, directing and controlling activities of the Company. They consist of 9 directors and 6 executives (6 Full Time Equivalent) (2019: 9 directors and 6 executives (4.5 Full Time Equivalent)).

Executives are full-time paid employees of the Company. All other positions are honorary and accordingly those directors received no remuneration.

Key Management Personnel Remuneration

	Salary	Superannuation	Total
2020	630,937	58,799	689,736
2019	541,044	49,179	590,223

13. AUDITOR'S REMUNERATION

	Consolidated Entity	
	2020	2019
	\$	\$
Amounts received or due & receivable by Ernst & Young Australia for:		
- an audit of the financial report of the consolidated entity	<u>35,500</u>	<u>34,000</u>
	<u>35,000</u>	<u>34,000</u>

Notes to the Financial Statements (continued)

FOR THE YEAR ENDED 31 MARCH 2020

	Consolidated Entity 2020	2019
	\$	\$

14. COMMITMENTS AND CONTINGENCIES

Operating lease commitments

The consolidated entity has entered into leases on photocopier equipment and a company motor vehicle.

The leases have an average life of 4 years with renewal included in the contracts.

There are no restrictions placed upon the lessee by entering into these leases.

Future minimum rentals payable under non-cancellable operating leases as at 31 March are as follows:

	Consolidated Entity 2020	2019
	\$	\$
Within one year	-	34,967
After one year but not more than five years	-	80,488
	-	115,455

Future lease commitments are now included in the balance sheet upon initial application of AASB 16. Further information about the valuation of and movement in lease commitments is disclosed in note 15.

Contingent liabilities

At 31 March 2020 the Group has a contingent liability of \$10,000 in the form of a bank guarantee as security for the lease of retail space at SOPAC. This expires on 30 June 2020.

15. LEASES

Consolidated entity as a lessee

The consolidated entity has lease contracts for photocopier equipment and a company motor vehicle. These leases generally have lease terms between 3 and 5 years. The consolidated entity's obligations under its leases are secured by the lessor's title to the leased assets. Generally the consolidated entity is restricted from assigning and subleasing the leased assets.

Set out below are the carrying amounts of lease liabilities and the movements during the period:

	Consolidated Entity 2020	2019
	\$	\$
At 1 April	104,618	-
Accretion of interest	1,494	-
Payments	(32,781)	-
At 31 March	73,331	-

Notes to the Financial Statements (continued)

FOR THE YEAR ENDED 31 MARCH 2020

	Consolidated Entity 2020	2019
	\$	\$
15. LEASES (CONTINUED)		
Current	27,916	-
Non-current	45,415	-

The following are the amounts recognised in profit or loss:

Depreciation expense of right-of-use assets	31,647	-
Interest expense on lease liabilities	1,494	-
Total amount recognised in profit or loss	33,141	-

The consolidated entity had total cash outflow for leases of \$32,781 in 2019/20.

16. PARENT ENTITY INFORMATION

Information relating to Swimming New South Wales Limited:

	2020	2019
	\$	\$
Current assets	1,853,572	2,030,033
Total assets	2,764,236	2,706,035
Current liabilities	1,598,058	1,450,446
Total liabilities	1,678,384	1,488,977
Members accumulated surplus	1,085,852	1,217,058
Total (deficit) / surplus for the year	(76,368)	36,533

The parent entity has resolved to guarantee the debts of Swimming NSW Aquatic Management Pty Ltd as and when they fall due. The parent entity has not resolved to guarantee the debts of any other subsidiaries.

The parent entity has a contingent liability as per note 14.


The contractual commitments of the parent entity are as per note 14.

Directors' Declaration

In the opinion of the directors of Swimming New South Wales Limited:

- (a) the financial statements and notes, set out on pages 59 to 80, are in accordance with the Corporations Act 2001, including:
 - (i) giving a true and fair view of the financial position of the consolidated entity as at 31 March 2020 and of its performance, as represented by the results of its operations and its cash flows, for the year ended on that date; and
 - (ii) complying with Australian Accounting Standards Reduced Disclosure Requirements and the Corporations Regulations 2001; and
- (b) there are reasonable grounds to believe that the company will be able to pay its debts as and when they become due and payable.

Signed in accordance with a resolution of the directors.



C. Fydler OAM
Director



M. Payne
Director

Sydney
Dated: 2 June 2020



**Building a better
working world**

Ernst & Young
200 George Street
Sydney NSW 2000 Australia
GPO Box 2646 Sydney NSW 2001

Tel: +61 2 9248 5555
Fax: +61 2 9248 5959
ey.com/au

Auditor's Independence Declaration to the Directors of Swimming New South Wales Limited

As lead auditor for the audit of Swimming New South Wales Limited for the financial year ended 31 March 2020, I declare to the best of my knowledge and belief, there have been:

- a) no contraventions of the auditor independence requirements of the *Corporations Act 2001* in relation to the audit; and
- b) no contraventions of any applicable code of professional conduct in relation to the audit.

This declaration is in respect of Swimming New South Wales Limited and the entities it controlled during the financial year.

Ernst & Young

Daniel Cunningham
Partner
2 June 2020



**Building a better
working world**

Ernst & Young
200 George Street
Sydney NSW 2000 Australia
GPO Box 2646 Sydney NSW 2001

Tel: +61 2 9248 5555
Fax: +61 2 9248 5959
ey.com/au

Independent Auditor's Report to the Members of Swimming New South Wales Limited

Opinion

We have audited the financial report of Swimming New South Wales Limited (the Company) and its subsidiaries (collectively the Group), which comprises the consolidated statement of financial position as at 31 March 2020, the consolidated statement of comprehensive income, consolidated statement of changes in equity and consolidated statement of cash flows for the year then ended, notes to the financial statements, including a summary of significant accounting policies, and the directors' declaration.

In our opinion, the accompanying financial report of the Group is in accordance with the *Corporations Act 2001*, including:

- a) giving a true and fair view of the consolidated financial position of the Group as at 31 March 2020 and of its consolidated financial performance for the year ended on that date; and
- b) complying with Australian Accounting Standards - Reduced Disclosure Requirements and the *Corporations Regulations 2001*.

Basis for Opinion

We conducted our audit in accordance with Australian Auditing Standards. Our responsibilities under those standards are further described in the *Auditor's Responsibilities for the Audit of the Financial Report* section of our report. We are independent of the Group in accordance with the auditor independence requirements of the *Corporations Act 2001* and the ethical requirements of the Accounting Professional and Ethical Standards Board's APES 110 *Code of Ethics for Professional Accountants* (the Code) that are relevant to our audit of the financial report in Australia. We have also fulfilled our other ethical responsibilities in accordance with the Code.

We believe that the audit evidence we have obtained is sufficient and appropriate to provide a basis for our opinion.

Emphasis of Matter: Going Concern and the Impact of the Coronavirus (COVID-19) Outbreak

We draw attention to Note 2 of the financial report which notes the World Health Organisation's declaration of the outbreak of COVID-19 as a global pandemic on 16 March 2020 and how this has been considered by the Directors in the preparation of the financial report. As a result, conditions exist that indicate a material uncertainty exists that may cast significant doubt on the Company's ability to continue as a going concern. As set out in Note 2, no adjustments have been made to financial statements as at 31 March 2020 for the impacts of COVID-19. Our opinion is not modified in respect of this matter.

Information Other than the Financial Report and Auditor's Report Thereon

The directors are responsible for the other information. The other information comprises the Directors' Report and the Income and Expenditure Account accompanying the financial report.

Our opinion on the financial report does not cover the other information and accordingly we do not express any form of assurance conclusion thereon.

In connection with our audit of the financial report, our responsibility is to read the other information and, in doing so, consider whether the other information is materially inconsistent with the financial report or our knowledge obtained in the audit or otherwise appears to be materially misstated.

If, based on the work we have performed, we conclude that there is a material misstatement of this other information, we are required to report that fact. We have nothing to report in this regard.

Responsibilities of the Directors for the Financial Report

The directors of the Company are responsible for the preparation of the financial report that gives a true and fair view in accordance with Australian Accounting Standards – Reduced Disclosure Requirements and the *Corporations Act 2001* and for such internal control as the directors determine is necessary to enable the preparation of the financial report that gives a true and fair view and is free from material misstatement, whether due to fraud or error.

In preparing the financial report, the directors are responsible for assessing the Group's ability to continue as a going concern, disclosing, as applicable, matters relating to going concern and using the going concern basis of accounting unless the directors either intend to liquidate the Group or to cease operations, or have no realistic alternative but to do so.

Auditor's Responsibilities for the Audit of the Financial Report

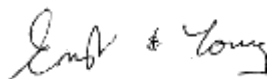
Our objectives are to obtain reasonable assurance about whether the financial report as a whole is free from material misstatement, whether due to fraud or error, and to issue an auditor's report that includes our opinion. Reasonable assurance is a high level of assurance, but is not a guarantee that an audit conducted in accordance with the Australian Auditing Standards will always detect a material misstatement when it exists. Misstatements can arise from fraud or error and are considered material if, individually or in the aggregate, they could reasonably be expected to influence the economic decisions of users taken on the basis of this financial report.

As part of an audit in accordance with the Australian Auditing Standards, we exercise professional judgment and maintain professional scepticism throughout the audit. We also:

- Identify and assess the risks of material misstatement of the financial report, whether due to fraud or error, design and perform audit procedures responsive to those risks, and obtain audit evidence that is sufficient and appropriate to provide a basis for our opinion. The risk of not detecting a material misstatement resulting from fraud is higher than for one resulting from error, as fraud may involve collusion, forgery, intentional omissions, misrepresentations, or the override of internal control.
- Obtain an understanding of internal control relevant to the audit in order to design audit procedures that are appropriate in the circumstances, but not for the purpose of expressing an opinion on the effectiveness of the Group's internal control.
- Evaluate the appropriateness of accounting policies used and the reasonableness of accounting estimates and related disclosures made by the directors.

- Conclude on the appropriateness of the directors' use of the going concern basis of accounting and, based on the audit evidence obtained, whether a material uncertainty exists related to events or conditions that may cast significant doubt on the Group's ability to continue as a going concern. If we conclude that a material uncertainty exists, we are required to draw attention in our auditor's report to the related disclosures in the financial report or, if such disclosures are inadequate, to modify our opinion. Our conclusions are based on the audit evidence obtained up to the date of our auditor's report. However, future events or conditions may cause the Group to cease to continue as a going concern.
- Evaluate the overall presentation, structure and content of the financial report, including the disclosures, and whether the financial report represents the underlying transactions and events in a manner that achieves fair presentation.
- Obtain sufficient appropriate audit evidence regarding the financial information of the entities or business activities within the Group to express an opinion on the financial report. We are responsible for the direction, supervision and performance of the Group audit. We remain solely responsible for our audit opinion.

We communicate with the directors regarding, among other matters, the planned scope and timing of the audit and significant audit findings, including any significant deficiencies in internal control that we identify during our audit.



Ernst & Young



Daniel Cunningham
Partner
Sydney
2 June 2020



Ernst & Young Services Pty Limited
200 George Street
Sydney NSW 2000 Australia
GPO Box 2646 Sydney NSW 2001

Tel: +61 2 9248 5555
Fax: +61 2 9248 5959
ey.com/au

DISCLAIMER ON ADDITIONAL FINANCIAL INFORMATION

The additional financial information, being the attached Supplementary Information to the Financial Statements, has been compiled by the management of Swimming New South Wales Limited.

No audit or review has been performed by us and accordingly no assurance is expressed.

To the extent permitted by law, we do not accept liability for any loss or damage which any person, other than Swimming New South Wales Limited may suffer arising from any negligence on our part. No person should rely on the additional financial information without having an audit or review conducted.

A handwritten signature in black ink, appearing to read 'Ernst & Young', is positioned above the printed name and date.

Ernst & Young
2 June 2020

Income and Expenditure Account

**FOR THE YEAR ENDED 31
MARCH 2020**

	Consolidated Entity		Parent Entity	
	2020	2019	2020	2019
	\$	\$	\$	\$
Income				
Sales				
Swim Trade Events	145,369	205,196	145,369	205,196
Speedo Swim Shop	842,392	946,375	842,392	946,375
	<u>987,761</u>	<u>1,151,571</u>	<u>987,761</u>	<u>1,151,571</u>
Cost of goods sold				
Opening stock	181,653	179,551	181,653	179,551
Add: Purchases				
Swim Trade	105,457	113,375	105,457	113,375
Speedo Swim Shop	487,941	506,244	487,941	506,244
	<u>593,398</u>	<u>619,619</u>	<u>593,398</u>	<u>619,619</u>
Less: Closing stock	(245,858)	(181,653)	(245,858)	(181,653)
Total costs of goods sold	<u>529,193</u>	<u>617,517</u>	<u>529,193</u>	<u>617,517</u>
Gross profit	<u>458,568</u>	<u>534,054</u>	<u>458,568</u>	<u>534,054</u>
Direct retail expenses				
Speedo swim shop				
Licence fee – SOPAC	207,856	237,829	207,856	237,829
Salaries	132,764	135,732	132,764	135,732
Other	27,917	27,885	27,917	27,885
	<u>368,537</u>	<u>401,446</u>	<u>368,537</u>	<u>401,446</u>
Profit from retail operations	<u>90,031</u>	<u>132,608</u>	<u>90,031</u>	<u>132,608</u>
Other income				
Administration income	-	-	-	-
Affiliation fees	68,093	64,127	68,093	64,127
Coaching courses	5,039	13,665	5,039	13,665
Donations, sponsorships and government grants	1,137,047	929,183	1,137,047	929,183
Electronic timing equipment hire	41,145	33,851	41,145	33,851
Interest received	8,440	15,664	7,727	14,177
Dividends received	1,561	1,221	1,561	1,221
Capital gains	-	2,946	-	2,946
Profit on sale of non-current assets	10,000	-	10,000	-
Registration fees	1,017,250	1,018,413	1,017,250	1,018,413
Swim meet income	825,628	877,073	825,628	877,073
Swimmer advertising / subscriptions	482	836	482	836
Trust Distribution	20,524	23,495	83,093	85,203
Other	777	2,576	777	2,576
	<u>3,135,986</u>	<u>2,983,050</u>	<u>3,197,842</u>	<u>3,043,271</u>
Total income	<u>3,226,017</u>	<u>3,115,658</u>	<u>3,287,873</u>	<u>3,175,879</u>

**FOR THE YEAR ENDED 31
MARCH 2020**

	Consolidated Entity		Parent Entity	
	2020	2019	2020	2019
	\$	\$	\$	\$
Less Expenditure				
Accounting expenses	480	1,068	480	1,068
Annual General Meeting expenses	8,186	7,641	8,186	7,641
Apparel	-	1,226	-	1,226
Audit fees	35,500	34,306	35,500	34,306
Bad debts	12,254	3,807	12,254	3,807
Bank charges	9,165	8,611	8,654	7,782
Capital losses	-	-	-	-
Club development expenses	83,684	75,643	83,684	75,643
Coaching courses	483	3,983	483	3,983
Coach development expenses	80,091	55,052	80,091	55,052
Committee expenses	3,502	4,260	3,502	4,260
Computer software	34,576	30,848	34,576	30,848
CRM expenses	16,133	68,408	16,133	68,408
Depreciation and amortisation	93,186	59,529	155,687	33,628
Directors' expenses	15,269	17,156	15,269	17,156
Area development grants	4,098	28,688	4,098	28,688
Electronic timing equipment	19,219	14,830	19,219	14,830
Chief Executive Officer's expenses	6,180	4,143	6,180	4,143
ETS development program expenses	-	38,642	-	38,642
Fringe benefits tax	36,003	11,899	36,003	11,899
General	42,338	63,098	35,719	56,841
Holiday pay and long service leave	158,175	134,965	158,175	134,965
Insurance – members	110,280	109,295	110,280	109,295
Insurance – office	20,448	21,090	20,448	21,090
Interest paid	1,494	-	3,370	-
ISP program expenses	-	53,321	-	53,321
Marketing & Promotions expenses	11,069	10,127	11,069	10,127
Motor vehicles	21,011	32,949	21,011	32,949
NSWIS grants	-	25,000	-	25,000
Office equipment rental and supplies	6,685	28,577	6,685	28,577
Payroll tax	56,057	41,516	56,057	41,516
Postage	6,679	11,593	6,679	11,593
Presidents & Special meeting expenses	6,272	12,315	6,272	12,315
Professional fees	14,912	9,033	14,912	9,033
Rent & Cleaning of Property	28,456	26,178	28,456	117,930
Salaries	1,579,158	1,237,670	1,579,158	1,237,670
State Age National SC Event	43,451	31,673	43,451	31,673
Stationery and printing	10,517	12,619	10,517	12,619
Superannuation	150,280	124,392	150,280	124,392
Swim meet expenses	348,011	343,990	348,011	343,990
Swimmer development expenses	150,830	185,190	150,830	185,190
Technical development expenses	50,201	51,691	50,201	51,691
Telephones, faxes and Internet	32,661	44,539	32,661	44,539
Total expenses	3,306,994	3,080,561	3,364,241	3,139,326
Operating (deficit) / surplus	(80,977)	35,097	(76,368)	36,553



SWIMMING NSW MEMBERSHIP REPORT



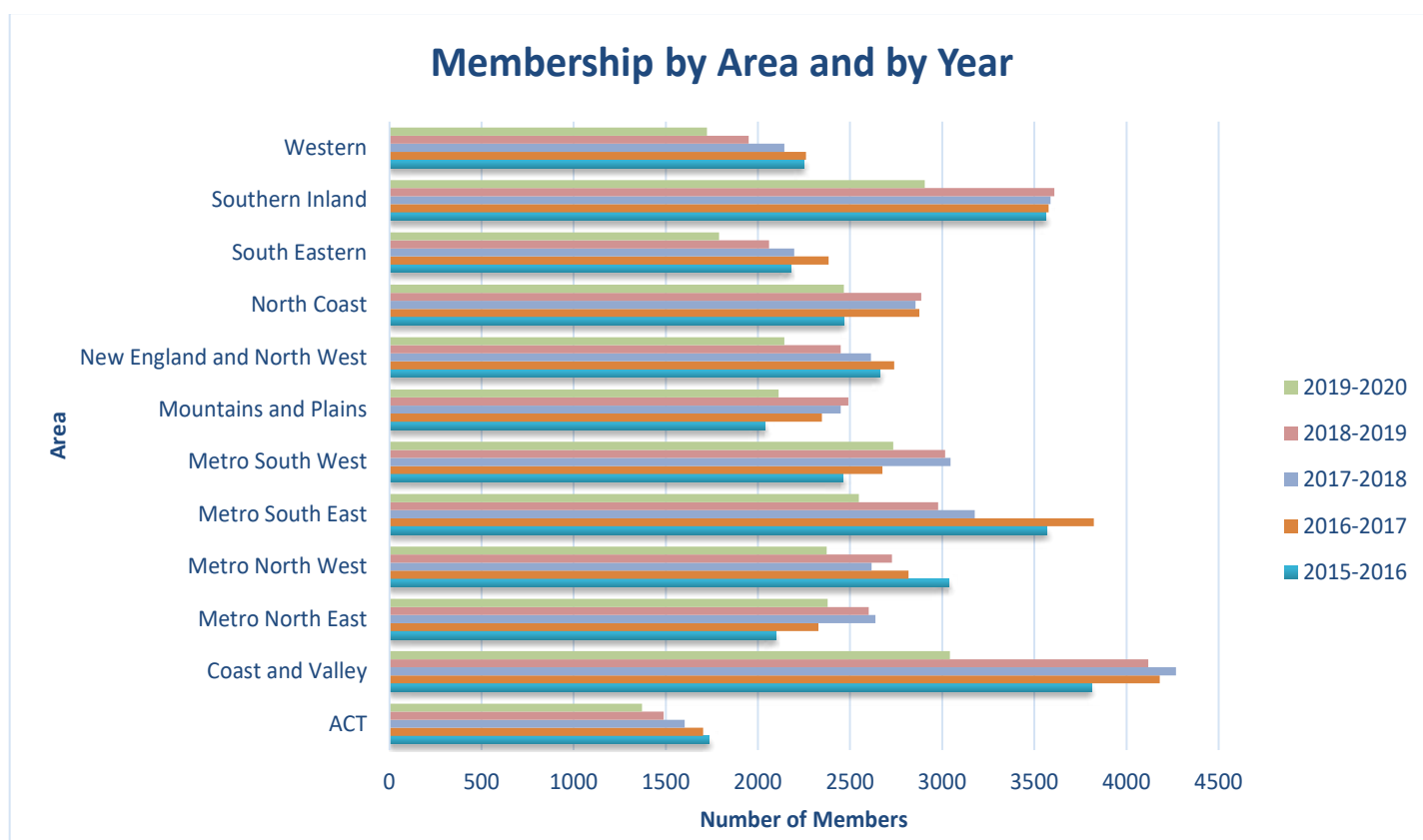
Membership Distribution by Area and Year

The table below depicts an historical snapshot of membership numbers for the 2015-2020 seasons by Area.

AREA	2015-2016	2016-2017	2017-2018	2018-2019	2019-2020
ACT	1734	1703	1603	1489	1371
Coast and Valley	3809	4181	4268	4119	3041
Metro North East	2100	2329	2637	2601	2378
Metro North West	3039	2818	2616	2728	2373
Metro South East	3567	3823	3177	2978	2548
Metro South West	2459	2675	3046	3016	2734
Mountains and Plains	2037	2348	2450	2491	2113
New England and North West	2660	2739	2614	2450	2143
North Coast	2469	2876	2855	2886	2466
South Eastern	2180	2384	2197	2060	1789
Southern Inland	3561	3578	3588	3609	2906
Western	2250	2260	2143	1949	1723
TOTAL	31865	33714	33194	32376	27585

Membership Distribution by Area and Year

This graph shows the membership statistics by Area and Year from 2015-2020.



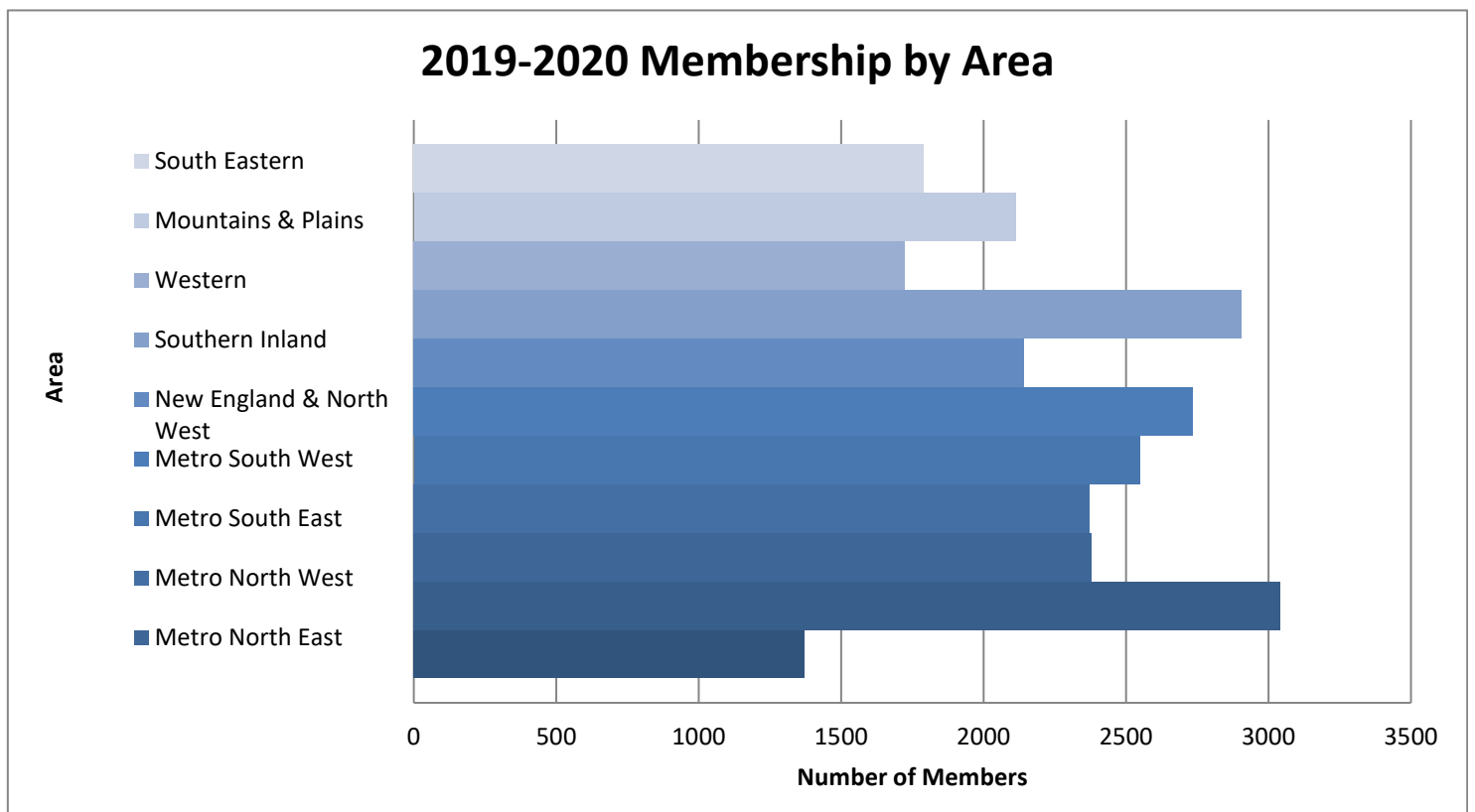
Membership Distribution by Area 2019-2020

This table shows the membership distribution by Area for the 2019-2020 season.

AREA	2019-2020
ACT	1371
Coast and Valley	3041
Metro North East	2378
Metro North West	2373
Metro South East	2548
Metro South West	2734
Mountains and Plains	2113
New England and North West	2143
North Coast	2466
South Eastern	1789
Southern Inland	2906
Western	1723
TOTAL	27585

Membership Distribution by Area 2019-2020

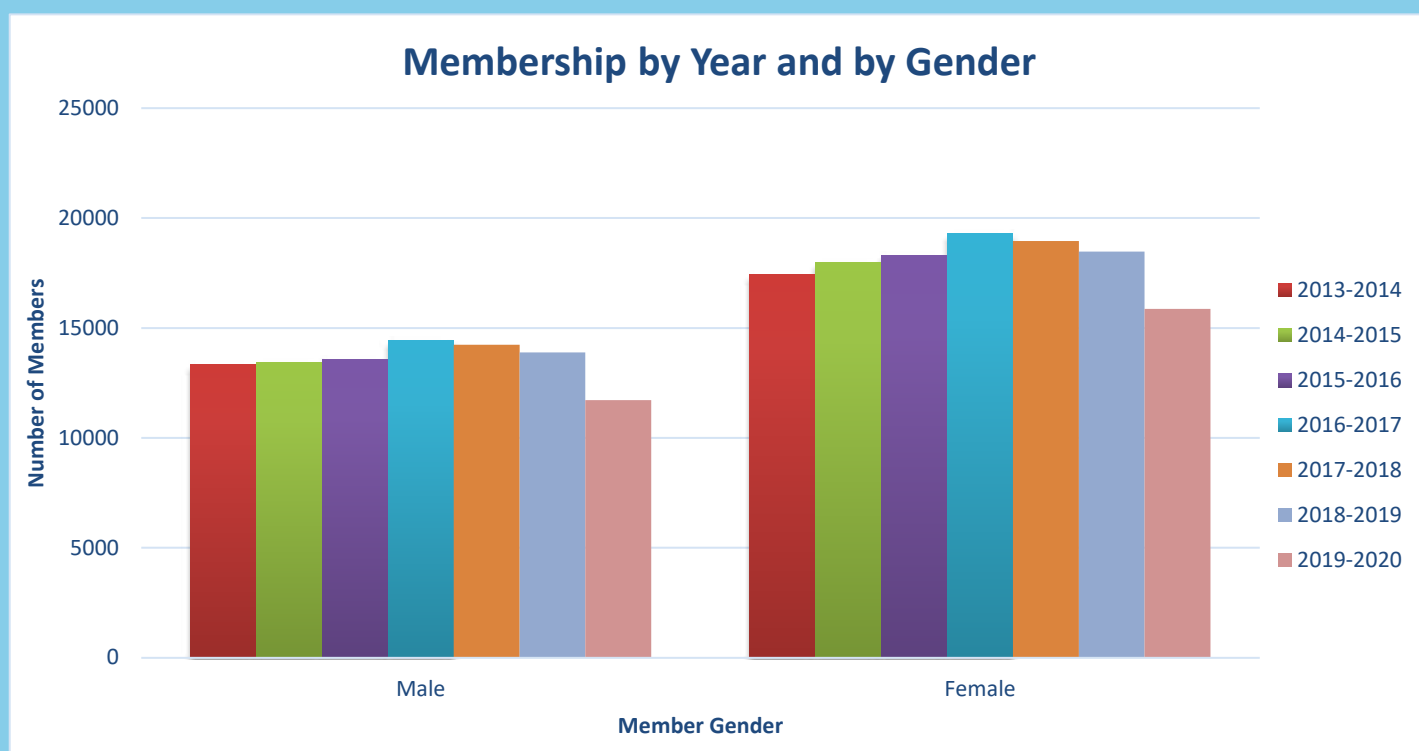
This graph shows the membership distribution by Area for the 2019-2020 season.



Membership Distribution by Year and Gender 2019-2020

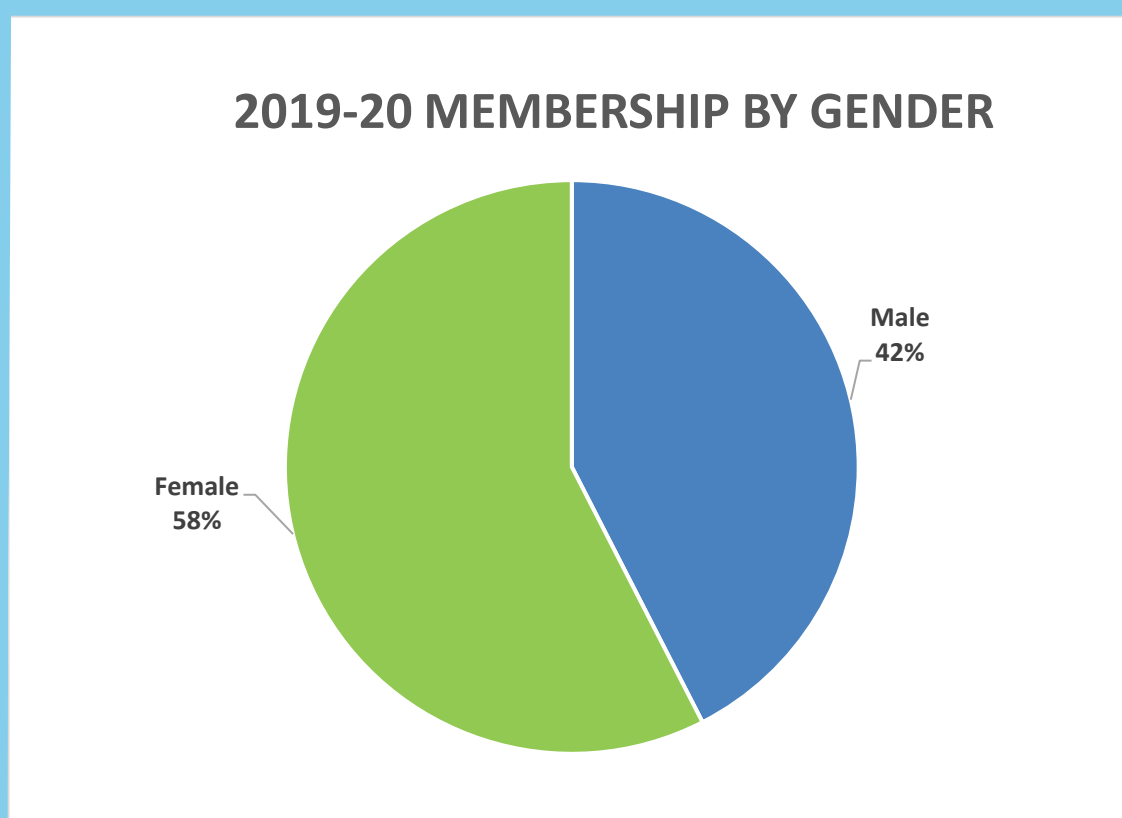
This table and graph shows the membership distribution by year and gender for the 2015-2020 membership seasons.

GENDER	2015-2016	2016-2017	2017-2018	2018-2019	2019-2020
Male	13565	14441	14235	13895	11715
Female	18300	19284	18959	18481	15870



Membership Distribution by Gender 2019-2020

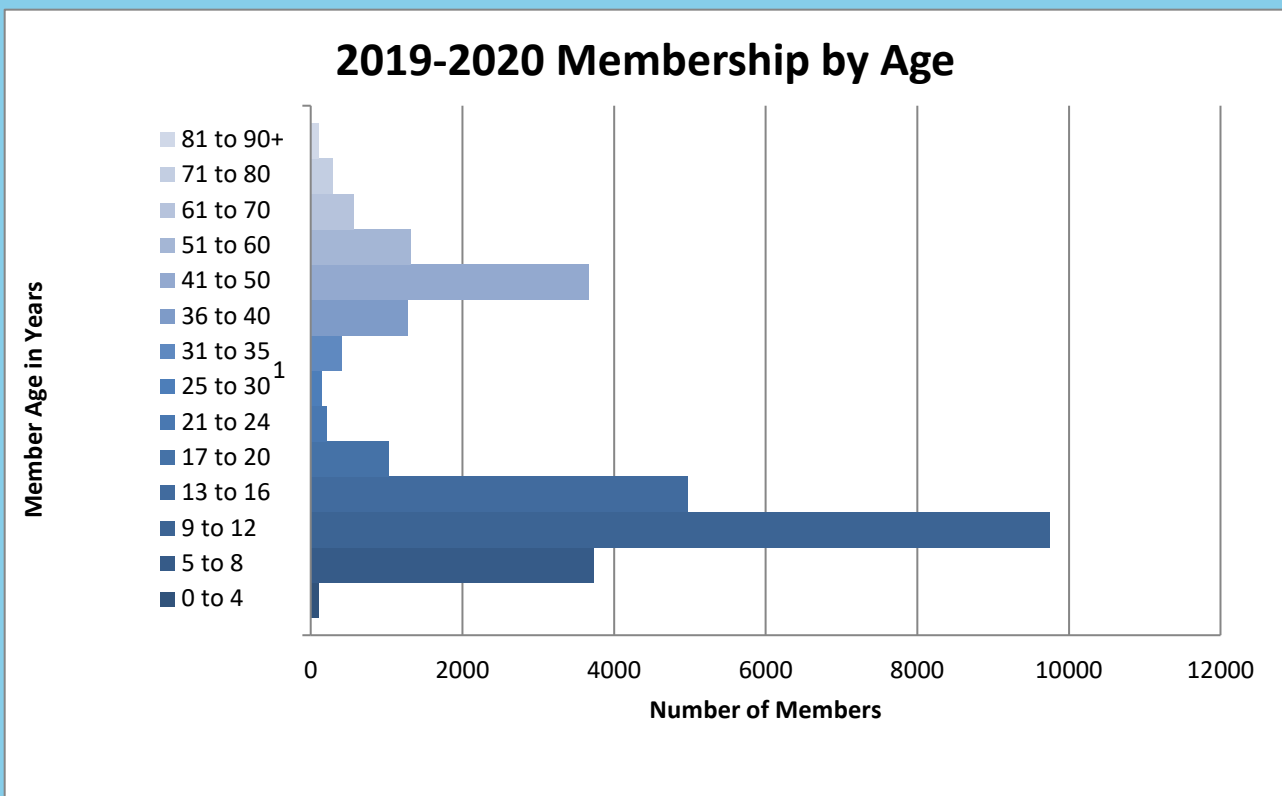
The graph below shows the member demographics by gender grouping for the 2019-2020 membership season.



Membership Distribution by Age 2019-2020

This table and graph shows the member demographics by age grouping for the 2019-2020 membership season.

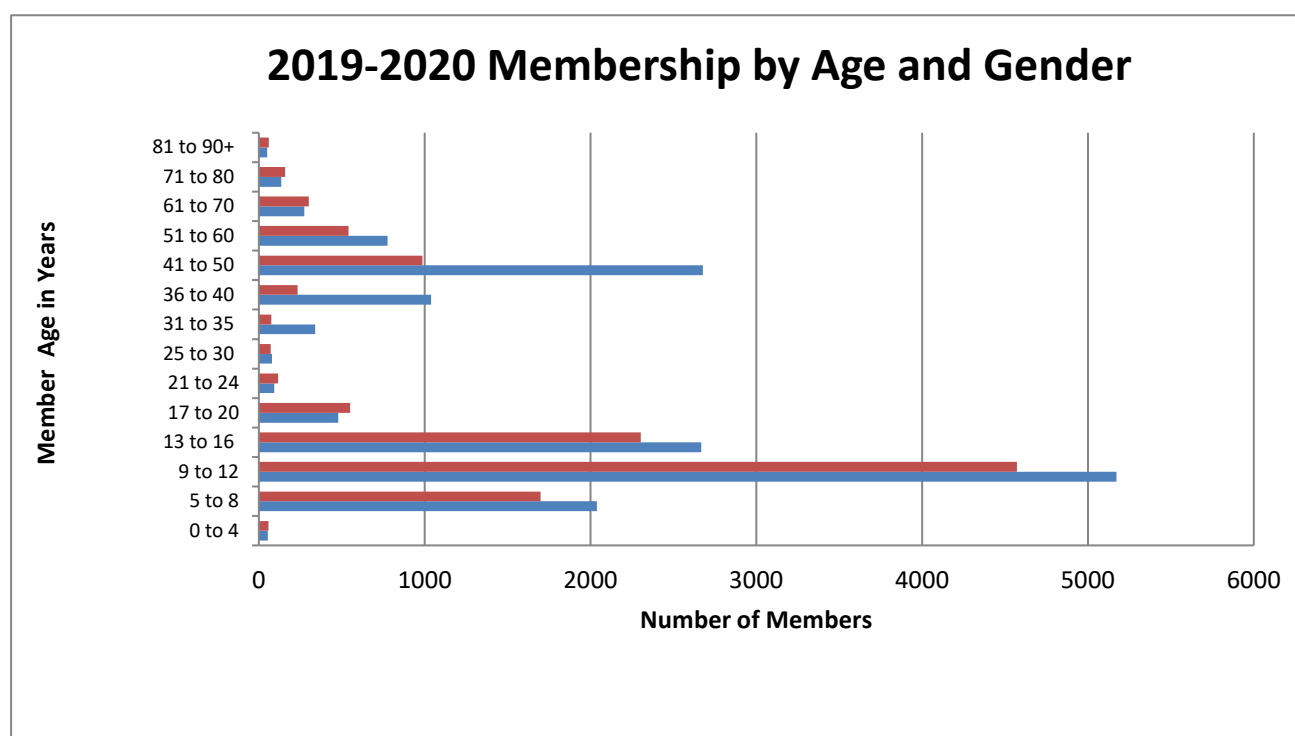
AGE (YEARS)	AS AT 31.03.2020	AGE (YEARS)	AS AT 31.03.2020
0 to 4	110	31 to 35	414
5 to 8	3737	36 to 40	1272
9 to 12	9745	41 to 50	3665
13 to 16	4970	51 to 60	1315
17 to 20	1029	61 to 70	573
21 to 24	207	71 to 80	292
25 to 30	148	81 to 90+	108



Membership Distribution by Age and Gender 2019-2020

This table and graph shows the member demographics by age and gender for the 2019-2020 membership season.

AGE (YEARS)	FEMALE	MALE	AGE (YEARS)	FEMALE	MALE
0 to 4	53	57	31 to 35	340	74
5 to 8	2039	1698	36 to 40	1039	233
9 to 12	5173	4572	41 to 50	2678	987
13 to 16	2667	2303	51 to 60	775	540
17 to 20	479	550	61 to 70	273	300
21 to 24	92	115	71 to 80	135	157
25 to 30	78	70	81 to 90+	49	59



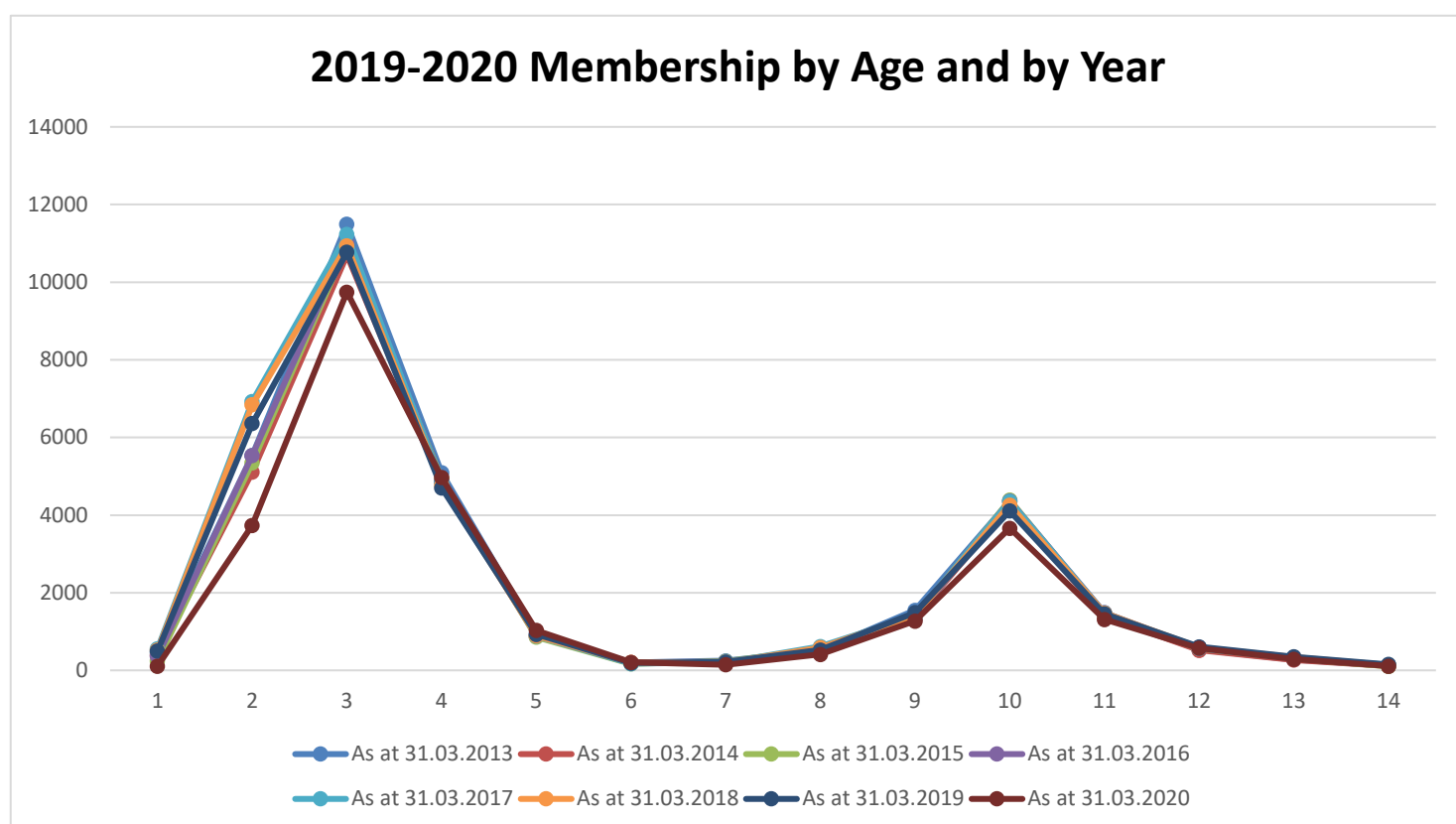
Membership Distribution by Age and Year

The table below shows the member demographics by age grouping and year from 2016-2020.

AGE (YEARS)	AS AT 31.03.2016	AS AT 31.03.2017	AS AT 31.03.2018	AS AT 31.03.2019	AS AT 31.03.20
0 to 4	367	559	525	502	110
5 to 8	5538	6930	6844	6359	3737
9 to 12	11021	11232	10943	10774	9745
13 to 16	4885	4846	4768	4703	4970
17 to 20	918	883	893	930	1029
21 to 24	189	177	203	193	207
25 to 30	218	204	202	215	148
31 to 35	535	616	590	528	414
36 to 40	1328	1402	1417	1490	1272
41 to 50	4369	4358	4260	4108	3665
51 to 60	1489	1483	1477	1458	1315
61 to 70	567	573	594	608	573
71 to 80	307	319	338	353	292
81 to 90+	134	143	140	155	108

Membership Distribution by Age and Year

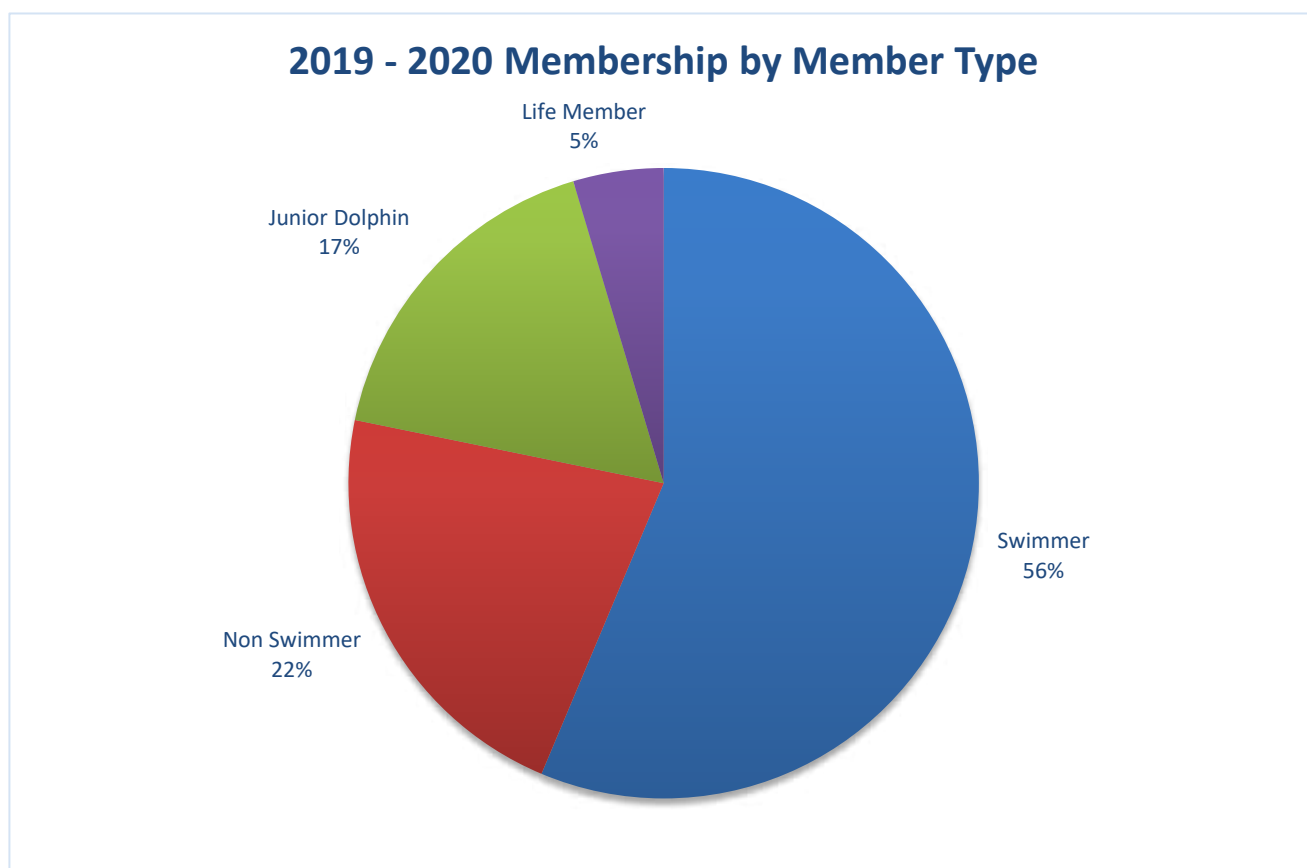
This graph shows the membership age distribution year-on-year over the past five membership seasons.



Membership Distribution by Member Type 2019-2020

This table and graph show the member demographics by member type for the 2019-2020 season.

MEMBER TYPE	2019-2020	% of Total Membership
Swimmer 8 Years & U	4890	18%
Swimmer 9 Years & O	15120	55%
Non Swimmer	6213	22%
Life Member	1362	5%



The following pages represent each swimming club in their designated Area with membership figures from 2016-2020.

ACT

	2019-2020								
	2016-2017	2017-2018	2018-2019	LM	NS	SW 8&U	SW 9&O	TOTAL	% Change
AQUATOTS SEA DRAGONS	42	40	17	1	0	18	20	39	129.4
BRAIDWOOD	50	35	50	0	2	15	7	24	-52.0
BURLEY GRIFFIN	183	195	195	2	75	11	118	206	5.6
CANBERRA	265	226	239	3	80	6	112	201	-15.9
CROOKWELL	73	75	65	0	2	3	10	15	-76.9
CRUIZ	121	77	37	4	15	3	23	45	21.6
DICKSON	143	113	75	2	11	22	29	64	-14.7
GINNINDERRA	195	172	148	14	52	3	68	137	-7.4
GOULBURN	127	134	157	8	103	44	90	245	56.1
QUEANBEYAN LEAGUES	55	48	42	4	12	2	12	30	-28.6
TELOPEA	29	43	38	11	17	1	31	60	57.9
TUGGERANONG VIKINGS	229	242	236	9	71	9	99	188	-20.3
WODEN VALLEY	98	138	139	2	46	3	66	117	-15.8
TOTAL	1703	1538	1489	60	486	140	685	1371	-7.9

COAST AND VALLEY

	2019-2020								
	2016-2017	2017-2018	2018-2019	LM	NS	SW 8&U	SW 9&O	TOTAL	%
BERESFIELD	139	148	166	8	13	51	84	156	-6.0
BOOLAROO SPEERS POINT	146	118	148	18	0	0	4	22	-85.1
BRANXTON GRETA	111	93	90	2	5	52	54	113	25.6
CENTRAL NEWCASTLE	124	118	118	19	13	13	35	80	-32.2
CESSNOCK	117	114	104	3	0	27	23	53	-49.0
CHARLESTOWN	76	81	82	7	7	14	43	71	-13.4
CLARENCETOWN COMETS	74	55	42	3	11	9	13	36	-14.3
COALFIELDS UNITED	266	266	317	1	0	55	23	79	-75.1
DUNGOG	95	105	58	1	0	0	0	1	-98.3
EAST MAITLAND OLYMPIC	270	300	285	7	5	68	191	271	-4.9
GOSFORD STINGRAYS	64	55	69	9	18	6	24	57	-17.4
HUNTER	158	183	177	14	63	26	94	197	11.3
HUNTER VALLEY ALL STARS	38	54	48	3	5	16	18	42	-12.5
JAMIE'S	57	42	43	3	4	8	6	21	-51.2
KINCUMBER PACIFIC DOLPHINS	390	404	353	9	16	37	119	181	-48.7
KURRI KURRI	49	35	31	0	12	4	8	24	-22.6
MACQUARIE SHORES	76	87	35	3	2	2	13	20	-42.9
MAITLAND	139	114	86	6	1	16	54	77	-10.5
MINGARA AQUATIC	115	174	167	14	47	22	75	158	-5.4
MORISSET METEORS	62	60	64	0	0	12	43	55	-14.1
NELSON BAY	36	37	44	3	0	5	26	34	-22.7
NEWCASTLE PREMIERS	60	57	19	4	0	10	17	31	63.2
NOVOCASTRIAN	156	141	162	6	12	30	95	143	-11.7
NU SWIM	120	149	202	0	88	28	118	234	15.8

COAST AND VALLEY (CTD)

	2019-2020								
	2016-2017	2017-2018	2018-2019	LM	NS	SW 8&U	SW 9&O	TOTAL	%
RAYMOND TERRACE	87	62	28	3	1	0	2	6	-78.6
SINGLETON	135	142	143	3	19	18	58	98	-31.5
STOCKTON	63	65	82	2	0	16	22	40	-51.2
SWANSEA SHARKS	43	48	88	1	47	39	37	124	40.9
THE ENTRANCE	99	120	108	11	10	15	72	108	0.0
TILLIGERRY STINGRAYS	78	85	54	0	0	8	3	11	-79.6
TITANS	84	91	107	2	27	13	45	87	-18.7
TOUKLEY	50	43	50	5	2	6	28	41	-18.0
VALENTINE TORPEDOES	110	131	109	0	9	20	29	58	-46.8
VALLEY AQUATIC	77	68	55	0	22	2	34	58	5.5
WALLSEND WARRIORS	88	94	60	1	0	1	0	2	-96.7
WEST WALLSEND INDOOR	72	86	88	5	14	13	38	70	-20.5
WOY WOY	128	123	111	8	37	11	45	101	-9.0
WYEE POINT	44	47	41	0	0	14	15	29	-29.3
WYONG	85	73	85	5	10	16	21	52	-38.8
TOTAL	4181	4268	4119	189	520	703	1629	3041	-26.2

METRO NORTH EAST

	2019-2020								
	2016-2017	2017-2018	2018-2019	LM	NS	SW 8&U	SW 9&O	TOTAL	% Change
ABBOTSLEIGH	83	95	94	0	46	4	58	108	14.9
BALMORAL SWIMMERS	23	23	22	0	1	0	20	21	-4.5
BROOK WITHERS	0	0	7	0	1	5	14	20	185.7
BUSH SCHOOL LEARN TO SWIM	214	198	201	15	95	0	0	110	-45.3
CARLILE	225	371	279	3	70	3	179	255	-8.6
EZYSWIM	63	70	64	0	24	9	38	71	10.9
HUNTERS HILL	51	51	19	0	10	5	15	30	57.9
KNOX PYMBLE	286	283	364	9	62	16	204	291	-20.1
KU-RING-GAI	190	199	215	12	33	35	95	175	-18.6
LANE COVE	336	315	306	27	47	12	167	253	-17.3
MANLY	0	202	229	6	48	38	180	272	18.8
MONTE	56	51	40	0	10		23	33	-17.5
NARRABEEN CARLILE	137	155	144	8	50	12	83	153	6.3
NORTH SYDNEY	57	46	38	3	2	4	33	42	10.5
NORTHBRIDGE	17	15	16	5	0	0	0	5	-68.8
RAVENSWOOD	162	147	150	2	54	9	78	143	-4.7
SEAHORSES	36	25	17	0	1	1	10	12	-29.4
TERREY HILLS	20	16	12	0	1	1	12	14	16.7
WARRINGAH AQUATIC	201	223	218	8	63	10	100	181	-17.0
WILLOUGHBY	143	150	164	8	73	7	101	189	15.2
TOTAL	2329	2635	2599	106	691	171	1410	2378	-8.5

METRO NORTH WEST

	2016-2017	2017-2018	2018-2019	LM	NS	SW 8&U	SW 9&O	2019-2020 TOTAL	% Change
AKAC	116	93	66	1	17	9	62	89	34.8
AUBURN	14	55	96	9	28	4	51	92	-4.2
BALMAIN	15	8	8	4	0	0	0	4	-50.0
BARKER AQUATICS	136	137	203	2	69	9	95	175	-13.8
BLUEFINS	35	46	33	1	1	13	23	38	15.2
CASTLE HILL RSL DOLPHINS	250	201	125	16	86	19	117	238	90.4
COULTER BARRACUDAS	0	0	33	0	9	3	10	22	-33.3
DRUMMOYNE	116	123	133	13	33	0	86	132	-0.8
EPPING BULLETS	35	37	54	2	9	4	15	30	-44.4
GALSTON	112	85	130	5	24	8	22	59	-54.6
HAWKESBURY	112	129	121	0	7	33	60	100	-17.4
HORNSBY	52	66	109	7	7	13	33	60	-45.0
LORETO NORMANHURST	0	0	0	0	35	3	47	85	
MACQUARIE UNIVERSITY	65	91	128	3	51	3	73	130	1.6
PARRAMATTA CITY	316	287	253	8	57	20	132	217	-14.2
PARRAMATTA MEMORIAL	133	54	63	3	6	4	25	38	-39.7
RIVERSTONE DOLPHINS RSL YOUTH	15	19	19	0	5	1	5	11	-42.1
RYDE CARLILE	352	329	321	13	68	45	108	234	-27.1
SOPAC	245	260	247	2	82	5	136	225	-8.9
SWIM INFINITI	35	43	45	1	0	13	15	29	-35.6
SWIMWEST	116	145	119	6	31	6	25	68	-42.9
THE HILLS	262	264	247	11	29	20	97	157	-36.4
WINDSOR	140	153	175	8	47	21	64	140	-20.0
TOTAL	2818	2625	2728	115	701	256	1301	2373	-13.0

METRO SOUTH EAST

	2019-2020								
	2016-2017	2017-2018	2018-2019	LM	NS	SW 8&U	SW 9&O	TOTAL	% Change
ASCHAM SCHOOL	48	23	15	0	2	2	16	20	33.33
BONDI	39	37	45	4	1	4	23	32	-28.89
CARSS PARK	13	16	8	3	0	0	0	3	-62.50
CITY OF SYDNEY	201	221	189	0	7	4	90	101	-46.56
COOK & PHILLIP	11	7	7	1	0	0	0	1	-85.71
CRONULLA	131	102	111	0	8	29	58	95	-14.41
DRLC MAROUBRA	99	101	142	9	11	45	58	123	-13.38
ENGADINE	44	50	50	5	0	3	26	34	-32.00
JONES	83	76	57	3	3	6	29	41	-28.07
JONES TEMPE TORPEDOES	39	53	49	0	2	2	3	7	-85.71
KRB AQUATICS	335	240	221	4	2	48	140	194	-12.22
LEICHHARDT	197	186	184	5	5	18	66	94	-48.91
MACCABI	59	56	75	1	5	0	73	79	5.33
MENAI	43	37	86	2	43	20	48	113	31.40
NC AQUATIC	134	106	83	5	14	4	28	51	-38.55
NEWINGTON	0	0	0	2	14	0	25	41	
NORTH RAMSGATE	26	32	32	9	5	1	21	36	12.50
PEAKHURST	145	122	151	30	5	40	43	118	-21.85
PLC SYDNEY	167	234	189	1	124	15	131	271	43.39
RANDWICK & COOGEE	117	105	128	15	0	0	0	15	-88.28
RANDWICK CITY	224	186	185	1	23	12	145	181	-2.16
ROSELANDS	58	43	36	6	5	0	8	19	-47.22
SANS SOUCI SEA DEVILS	142	155	124	5	9	20	92	126	1.61
SEA'S THE LIMIT	53	33	24	0	7	0	5	12	-50.00
SLADEM	44	34	34	7	3	1	9	20	-41.18
SLC AQUADOT	183	202	187	10	12	32	109	163	-12.83
SOUTHERN SYDNEY SWIM TEAM	0	0	16	0	5	2	11	18	12.50
ST GEORGE SWIMMING CLUB	0	259	167	16	44	5	88	153	-8.38
SYDNEY UNIVERSITY	114	109	141	1	67	3	97	168	19.15

METRO SOUTH EAST (CTD)

	2016-2017	2017-2018	2018-2019	LM	NS	SW 8&U	SW 9&O	2019-2020 TOTAL	% Change
TIVOLI	90	99	81	0	2	11	61	74	-8.64
UNIVERSITY OF NSW	140	148	160	0	17	25	103	145	-9.38
TOTAL	3823	3072	2978	145	445	352	1606	2548	-14.44

METRO SOUTH WEST

		2019-2020							
	2016-2017	2017-2018	2018-2019	LM	NS	SW 8&U	SW 9&O	TOTAL	% Change
AQUABLITZ TOONGABBIE	195	209	207	3	86	12	205	306	47.8
ASHFIELD ASC	83	101	100	19	1	10	54	84	-16.0
ATLANTIS	170	119	111	1	16	17	54	88	-20.7
BANKSTOWN SPORTS	42	54	41	3	3	1	30	37	-9.8
BLACKTOWN CITY	236	273	241	8	71	12	86	177	-26.6
CAMDEN	226	215	138	14	15	21	62	112	-18.8
CAMPBELLTOWN	186	178	163	44	25	12	83	164	0.6
DIVE IN PENRITH	43	75	54	1	34	11	46	92	70.4
ENFIELD	81	107	103	0	20	25	13	58	-43.7
HOLSWORTHY HAMMERHEADS	56	62	57	1	7	18	67	93	63.2
LIVERPOOL	112	97	82	2	2	0	3	7	-91.5
MACQUARIE FIELDS	96	58	53	5	13	3	45	66	24.5
MCCREDIE PARK AQUATICS	44	51	60	12	6	5	20	43	-28.3
MERRYLANDS	150	187	194	16	8	16	14	54	-72.2
MLC MARLINS SWIM TEAM	132	122	144	29	29	23	81	162	12.5
MOUNT ANNAN	148	118	144	1	31	11	71	114	-20.8
MOUNT PRITCHARD (MOUNTIES)	88	89	97	0	14	17	90	121	24.7
NEPEAN AQUATIC CENTRE	250	243	226	2	12	3	82	99	-56.2
PENRITH	31	42	36	1	71	17	83	172	377.8
PENRITH RSL	111	7	6	1	0	0	0	1	-83.3
PICTON	125	128	122	4	7	5	12	28	-77.0
PRAIRIEWOOD	41	43	52	2	12	41	74	129	148.1
REVESBY WORKERS	109	121	145	2	15	7	24	48	-66.9
RIPPLES ST MARYS	118	122	133	1	17	13	116	147	10.5
SGAC AQUATICS	0	0	67	21	25	20	79	145	116.4
SWIM CLUB EMERTON	46	47	69	0	17	4	21	42	-39.1
TRINITY GRAMMAR SCHOOL SC	115	118	120	3	18	0	87	108	-10.0
WENDEN	52	60	51	10	11	2	14	37	-27.5
TOTAL	3086	3046	3016	206	586	326	1616	2734	-9.4

MOUNTAINS AND PLAINS

	2019-2020								
	2016-2017	2017-2018	2018-2019	LM	NS	SW 8&U	SW 9&O	TOTAL	% Change
BATHURST CITY	94	104	97	5	20	25	70	120	23.7
BLAYNEY	48	65	59	1	2	2	8	13	-78.0
CANOWINDRA	106	95	113	2	10	21	87	120	6.2
CITY OF ORANGE	142	82	42	8	16	7	31	62	47.6
CONDOBOLIN	92	98	79	2	0	26	10	38	-51.9
COWRA	136	109	129	3	15	21	76	115	-10.9
CUDAL	87	86	77	1	1	23	32	57	-26.0
CUMNOCK	51	38	37	0	2	13	23	38	2.7
FORBES ASC	96	75	83	12	6	17	27	62	-25.3
FORBES FINS	150	244	327	1	68	88	125	282	-13.8
GLENBROOK	211	213	176	6	12	17	88	123	-30.1
GRENFELL	0	118	111	0	11	31	63	105	-5.4
KANDOS RYLSTONE	65	52	60	2	4	17	36	59	-1.7
KATOOMBA RSL	51	71	74	6	13	4	28	51	-31.1
KINROSS WOLAROI	71	71	77	4	1	8	59	72	-6.5
LAKE CARGELLIGO	44	40	18	0	0	11	13	24	33.3
LAWSON	56	63	84	2	4	25	33	64	-23.8
LITHGOW	147	118	116	5	32	9	46	92	-20.7
MANILDRA	31	35	46	0	0	15	4	19	-58.7
MO LONG	56	81	88	0	5	35	51	91	3.4
ORANGE AQUATIC SWIM CLUB	0	0	128	0	17	8	91	116	-9.4
PARKES	124	132	145	2	11	26	98	137	-5.5
PEAK HILL	25	21	36	0	3	7	24	34	-5.6
SPRINGWOOD	189	173	137	4	28	7	57	96	-29.9
TITANIUM	40	40	35	0	1	9	15	25	-28.6
TRUNDLE	56	65	64	0	13	10	32	55	-14.1
TULLAMORE	57	50	53	0	5	12	26	43	-18.9
TOTAL	2348	2339	2491	66	300	494	1253	2113	-15.2

NEW ENGLAND AND NORTH WEST

	2019-2020								
	2016-2017	2017-2018	2018-2019	LM	NS	SW 8&U	SW 9&O	TOTAL	% Change
360 SCULLY PARK	64	86	78	11	12	9	35	67	-14.1
ARMIDALE ALLIGATORS	144	115	99	4	32	11	50	97	-2.0
BARRABA	1	1	30	0	4	6	24	34	13.3
BINGARA	83	72	78	0	12	4	11	27	-65.4
BOGGABRI	46	58	51	0	12	9	16	37	-27.5
DENMAN	151	153	121	4	7	38	52	101	-16.5
GLEN INNES	177	150	129	6	27	28	62	123	-4.7
GUNNEDAH	236	189	170	5	48	9	69	131	-22.9
INVERELL	99	111	95	7	29	9	38	83	-12.6
KOOTINGAL MOONBI	139	148	210	3	66	39	70	178	-15.2
MANILLA	72	54	39	1	2	11	20	34	-12.8
MERRIWA	56	36	30	0	2	3	4	9	-70.0
MOREE	141	141	117	0	8	63	68	139	18.8
MUNGINDI	52	69	67	0	15	20	24	59	-11.9
MUSWELLBROOK	95	147	119	10	10	24	59	103	-13.4
NARRABRI STINGRAYS	104	130	171	0	51	18	63	132	-22.8
NUNDLE	51	56	45	0	7	19	16	42	-6.7
QUIRINDI	129	141	158	6	47	33	50	136	-13.9
SCONE	157	117	116	0	5	27	57	89	-23.3
TAMWORTH CITY	305	257	135	1	2	25	77	105	-22.2
TENTERFIELD	58	77	105	1	25	16	30	72	-31.4
WARIALDA	33	26	17	0	6	2	10	18	5.9
WEE WAA	88	103	97	0	78	52	89	219	125.8
WERRIS CREEK	107	73	105	16	31	41	20	108	2.9
TOTAL	2739	2510	2450	75	538	516	1014	2143	-12.5

NORTH COAST

	2019-2020								
	2016-2017	2017-2018	2018-2019	LM	NS	SW 8&U	SW 9&O	TOTAL	% Change
ALSTONVILLE	65	48	72	0	13	12	71	96	33.3
BALLINA MEMORIAL	14	0	1	1	2	0	2	5	400.0
BELLINGEN	42	41	37	0	12	5	17	34	-8.1
BYRON BAY RSL	24	28	21	0	4	0	8	12	-42.9
CASINO	118	133	154	4	7	28	95	134	-13.0
COFFS HARBOUR	296	256	312	1	97	66	120	284	-9.0
CRESCENT HEAD	39	41	26	1	12	8	10	31	19.2
DORRIGO	50	32	45	4	7	3	8	22	-51.1
FORSTER AQUATIC	76	85	78	2	15	8	32	57	-26.9
GLOUCESTER THUNDERBOLTS	107	89	82	4	3	17	48	72	-12.2
GRAFTON	86	87	89	7	32	15	52	106	19.1
KEMPSEY	132	142	154	16	41	23	60	140	-9.1
KINGSCLIFF	85	93	94	8	5	13	33	59	-37.2
KYOGLÉ	122	89	93	0	7	13	45	65	-30.1
LAURIETON	149	127	147	8	35	22	51	116	-21.1
LISMORE WORKERS	103	105	87	8	19	11	52	90	3.4
MACKSVILLE MARLINS	125	92	71	4	25	8	35	72	1.4
MACLEAN MANTA RAYS	90	94	53	0	2	14	31	47	-11.3
MULLUMBIMBY	46	11	24	2	1	2	14	19	-20.8
MURWILLUMBAH	87	52	72	1	6	11	38	56	-22.2
NAMBUCCA AQUATIC	0	32	46	0	18	8	21	47	2.2
PORT MACQUARIE	145	175	164	9	15	23	63	110	-32.9
RICHMOND VALLEY	53	43	43	0	1	3	2	6	-86.0
SAWTELL	108	131	112	8	11	10	33	62	-44.6
STROUD SEALS	0	0	58	0	7	3	37	47	-19.0
SUMMERLAND RACING TEAM	43	42	31	0	0	0	1	1	-96.8
TAREE TORPEDOES	134	173	190	4	50	39	90	183	-3.7
TRINITY LISMORE	78	90	88	5	22	13	51	91	3.4
TWIN TOWNS	72	97	81	9	29	14	26	78	-3.7
WAUCHOPE	95	139	117	2	29	22	35	88	-24.8
WINGHAM	60	80	69	4	5	18	63	90	30.4
WOODENBONG	82	75	70	18	12	10	9	49	-30.0
WOOLGOOLGA	34	40	29	2	6	9	12	29	0.0
YAMBA ORCAS	58	65	67	0	8	30	30	68	1.5
TOTAL	2876	2827	2886	132	558	481	1295	2466	-14.6

SOUTH EASTERN

	2016-2017	2017-2018	2018-2019	LM	NS	SW 8&U	SW 9&O	2019-2020 TOTAL	% Change
ALBION PARK	99	79	65	0	8	18	39	65	0.0
BATEMANS BAY	89	82	76	4	21	16	26	67	-11.8
BAY & BASIN	110	95	108	0	37	30	40	107	-0.9
BEGA	53	52	46	2	15	5	23	45	-2.2
BERKELEY	133	132	95	2	43	11	38	94	-1.1
BOMADERRY	74	75	65	9	22	6	29	66	1.5
COBARGO	103	108	101	4	21	14	31	70	-30.7
COOMA	82	47	33	4	4	4	12	24	-27.3
CORRIMAL	207	199	176	13	65	36	72	186	5.7
DAPTO	99	103	90	5	11	26	50	92	2.2
EDEN	55	56	64	4	24	13	23	64	0.0
JINDABYNE	66	47	37	5	0	0	1	6	-83.8
KIAMA	100	113	101	2	10	5	69	86	-14.9
MORUYA	107	121	135	4	3	21	45	73	-45.9
NAROOMA	97	94	85	5	12	14	24	55	-35.3
NOWRA	153	133	114	10	14	39	59	122	7.0
OAK FLATS	210	163	176	4	9	82	100	195	10.8
PAMBULA COMMUNITY	35	30	38	1	0	0	0	1	-97.4
PORT KEMBLA	26	19	43	0	5	1	13	19	-55.8
ULLADULLA	101	105	73	7	0	5	24	36	-50.7
WESTS ILLAWARRA AQUATIC	209	182	195	5	73	8	109	195	0.0
WOLLONGONG	176	162	144	4	36	13	68	121	-16.0
TOTAL	2384	2197	2060	94	433	367	895	1789	-13.2

SOUTHERN INLAND

	2016-2017	2017-2018	2018-2019	LM	NS	SW 8&U	SW 9&O	2019-2020 TOTAL	% Change
ADELONG	18	69	63	0	10	14	27	51	-19.0
ALBURY	192	226	210	4	7	21	143	175	-16.7
ALBURY NORTH LAVINGTON	53	60	52	11	6	4	35	56	7.7
ARIAH PARK	78	86	83	0	28	12	10	50	-39.8

SOUTHERN INLAND

	2019-2020								
	2016-2017	2017-2018	2018-2019	LM	NS	SW 8&U	SW 9&O	TOTAL	% Change
BARELLAN	7	4	8	2	0	0	0	2	-75.0
BATLOW	33	38	24	0	6	0	1	7	-70.8
BOOROWA	122	125	112	2	7	18	52	79	-29.5
BORAMBOLA	61	59	79	5	19	19	5	48	-39.2
COLEAMBALLY	55	51	62	0	4	25	36	65	4.8
COOLAMON	111	75	82	1	0	26	63	90	9.8
COOTAMUNDRA	80	96	147	5	36	35	53	129	-12.2
COROWA	45	30	34	2	3	4	20	29	-14.7
CORRYONG	103	98	82	6	6	5	31	48	-41.5
DENILQUIN	162	157	131	21	64	8	36	129	-1.5
FINLEY	197	168	161	5	0	0	0	5	-96.9
GANMAIN	35	45	63	0	14	15	41	70	11.1
GRIFFITH	105	113	142	4	32	11	57	104	-26.8
GT AQUATICS	53	68	65	0	8	3	48	59	-9.2
GUNDAGAI	51	53	74	1	0	7	17	25	-66.2
HARDEN MURRUMBURRAH	33	45	54	0	1	22	57	80	48.1
HAY	92	82	85	1	10	12	25	48	-43.5
JERILDERIE	29	23	23	0	2	5	5	12	-47.8
JUGIONG	34	38	29	0	1	0	1	2	-93.1
JUNEE	101	89	75	15	21	6	31	73	-2.7
LEETON	151	145	124	0	47	15	64	126	1.6
LOCKHART	0	45	54	2	9	7	12	30	-44.4
NARRANDERA	210	219	219	5	0	99	83	187	-14.6
QUANDIALLA	113	85	59	4	0	27	37	68	15.3
TEMORA	172	213	221	13	62	62	88	225	1.8
TUMBARUMBA	69	81	76	3	0		7	10	-86.8
TUMUT	87	77	74	6	5	14	56	81	9.5
UNGARIE	40	28	26	0	4	20	21	45	73.1
WAGGA ASTHMA	38	14	6	6	0	0	0	6	0.0
WAGGA WAGGA	221	183	225	3	78	14	125	220	-2.2
WEST WYALONG	134	147	146	2	2	22	83	109	-25.3
YANCO	174	160	138	0	64	22	36	122	-11.6
YASS	26	26	40	1	21	10	30	62	55.0
YOUNG	228	201	179	7	16	40	116	179	0.0
TOTAL	3578	3522	3527	137	593	624	1552	2906	-17.6

WESTERN

	2019-2020								
	2016-2017	2017-2018	2018-2019	LM	NS	SW 8&U	SW 9&O	TOTAL	% Change
BARADINE	41	34	42	0	3	6	13	22	-47.6
BOURKE	147	118	98	0	26	28	24	78	-20.4
COBAR	93	89	64	0	6	23	18	47	-26.6
COOLAH	159	188	190	2	47	29	39	117	-38.4
COONABARABRAN	109	113	66	2	31	7	50	90	36.4
COONAMBLE	69	80	61	1	11	3	15	30	-50.8
DUBBO CITY SWIMTECH	215	262	276	4	41	43	122	210	-23.9
DUBBO RSL	71	48	48	3	3	6	22	34	-29.2
DUNEDOO	46	40	28	0	2	14	29	45	60.7
GILGANDRA	59	42	56	1	9	5	43	58	3.6
GULARGAMBONE	41	43	45	2	5	13	21	41	-8.9
LIGHTNING RIDGE	41	30	35	0	0	0	3	3	-91.4
MACQUARIE YABBIES	0	0	97	0	19	17	33	69	-28.9
MENDOORAN MERRYGOEN	63	78	64	0	5	27	44	76	18.8
MUDGEES	110	68	48	0	0	14	45	59	22.9
MUDGEES INDOOR	62	81	98	0	0	21	29	50	-49.0
NARROMINE	18	26	16	0	1	3	8	12	-25.0
NYNGAN	136	122	115	3	44	36	35	118	2.6
ORANA AQUATIC	179	116	89	1	24	20	42	87	-2.2
TOTTENHAM	82	77	61	0	20	14	24	58	-4.9
TRANGIE	80	69	68	1	11	22	20	54	-20.6
WALGETT	69	89	83	0	37	28	34	99	19.3
WARREN	100	93	79	1	3	29	41	74	-6.3
WELLINGTON	207	170	49	14	7	39	59	119	142.9
YEOVAL	62	67	73	0	7	15	51	73	0.0
TOTAL	2260	2143	1949	35	362	462	864	1723	-11.6

SWIMMING NSW PARTNERS

Principal Partners



Supported by the

Partners



High Performance Partners



AIS



Event Partners



Swimwear Partner



**PO BOX 571 SYDNEY MARKETS NSW
2129**

Phone: 02 9763 5833

Email: admin@nsw.swimming.org.au

Web: nsw.swimming.org.au

*This Annual Report design was based on the Company
Proposal Template by GraphicRiver.*