



# 2016-2017 SWIMMING NSW ANNUAL REPORT



swimming new south wales

# OFFICERS AND ADVISERS 2016-2017

## PATRON



His Excellency General The Honourable  
David Hurley AC  
Governor of New South Wales

## VICE PATRONS

The Premier of NSW The Honourable  
Gladys Berejiklian, MP

Mrs Ursula Carlile

## BOARD OF DIRECTORS

President

Director

Director

Director

Director

Director

Director

Director

Director

Chief Executive Officer

Graham Towle

Janelle Barnett

Suzanne Bergersen

Steven Traplin

Greg Towle

Lynn Elliott

David Goff

Mark Payne

Patrick Troy

Mark Heathcote

## REPRESENTATIVES

Selectors

Delegate to Swimming Australia Ltd

Delegates to NSW Olympic Council

Delegate to Aust Commonwealth Games

Auditors

Lynn Elliott, Neil Rogers and Vikki Jacobsen

Graham Towle

Graham Towle and David Goff

Graham Towle

Ernst & Young

# CONTENTS

Swimming NSW Objects of the Company	5
Swimming NSW Board Members	6
President's Report	8
Message from the CEO	12
Development Report	20
Audit & Risk Committee Report	36
Technical Swimming Committee Report	40
Competitions Committee Report	44
Projects & Membership Committee Report	46
Championship Summary	48
Audited Financial Report	50
Swimming NSW Membership Report	82

# LIFE MEMBERS

Life Member	Date of Induction
J. Taylor, C.B.E*	10.09.42
E.S. Marks, C.B.E*	10.09.42
B.R. Galland*	18.09.44
C.D. Bell*	12.09.46
J. Dexter, M.C.*	08.09.49
D. Hellmrich*	04.09.52
S.B. Grange,*	09.09.54
W. J. Williams *	06.09.56
J.H. Morison*	06.09.56
R.F. Pegram*	04.09.58
J. Brophy, I.S.O., K.O.S.G.*	06.09.62
Hon. L. J. Herron, C.M.G.*	02.09.65
R.G. Askew*	10.06.67
P. Flynn*	14.06.69
J.C. Chapman Jnr*	14.06.69
W. Berge-Phillips*	14.06.69
J.P. Henri*	13.06.70
L. Phillips*	27.06.74
K.F. Knight*	18.06.77
N.B. Dixon*	21.06.80
R.D. Faraday*	18.06.83
H. J. Lang*	15.06.85
E. Stewart*	14.06.86
J. Valler*	14.06.86
S.W. Aldritt*	13.06.87
I. Wye, M.B.E.*	13.06.87
I. King O.A.M.*	18.06.88
J. Harrison*	17.06.89
H. J. Schofield*	17.06.95
R. Jordan	13.06.98
T. Samuel	13.06.98
C.B. Rickards*	19.06.99
H. Wood	17.06.00
C. Harris	16.06.07
P. Troy	14.06.08
N. Rogers	23.07.16
G. Pye	23.07.16

\*denotes deceased

# SERVICE EXCELLENCE AWARDS

The Service Excellence Awards recognise outstanding service to the Company.

**2016**

Ken Howard  
Keith Midgley

**2015**

Jennifer Riley  
Alan Forsyth

**2013**

Norman Roberts  
Stephen Hardy  
Ann Pilkie

**2012**

Michael Donnelly  
Leonardo Repeti  
Lesley Pike  
Joanna Wazny  
Patricia Roberts

**2011**

Helen Ashpole  
Pauline Corthorn  
Joan Kellet OAM  
John Skene OAM  
John McIntosh

**2010**

Neil Rogers  
Janelle Barnett  
Sunny Bidner  
Amanda Charnock  
Robert Guyer

**2009**

Dennis Browning  
Lynette Crossley  
Peter Hall  
Margaret Kniha  
Janice Tredinnick

**2008**

Faye Rowles  
Margaret Spurway  
Ian Lamb

**2007**

Albert Williams  
Jo Currell  
David Billinghamst  
Gladys Pye  
Jim Pye

## The objects of the Company are to:

- affiliate and otherwise liaise with SAL or its successor or assign and such other bodies as may be desirable to achieve these Objects;
- conduct encourage, promote, advance, control and administer swimming activities in and throughout New South Wales;
- provide for the conduct, encouragement, promotion and administration of swimming activities through and by various Member Associations for the mutual and collective benefit of the Members;
- provide for the conduct, encouragement, promotion and administration of educational activities through and by various Member Associations and Associate Members for technical officials, coaches, athletes and learn to swim programs for the mutual and collective benefit of the Members;
- act in good faith and loyalty to ensure the maintenance and enhancement of the Company and swimming, its standards, quality and reputation for the collective and mutual benefit of the Members and swimming;
- at all times operate with and promote mutual trust and confidence between the Company and the Members in pursuit of these Objects;
- at all times to act on behalf of, in the interests of, and in conjunction, with the Members;
- promote the economic and sporting success, strength and stability of the Company, and each Member Association and to act interdependently with each Member Association in pursuit of these Objects;
- ensure compliance with the by-laws, policies and rules as amended from time to time of FINA, SAL And the Company;
- make New South Wales the leader in Australian swimming;
- apply the property and capacity of the Company towards the fulfillment and achievement of these Objects;
- use and protect the Intellectual Property;
- collect, distribute and publish information in connection with swimming;
- promote and control state meetings, competitions and championships and to the extent relevant, promote and assist in conducting national and international meetings, competitions and championships;
- strive for governmental, commercial and public recognition of the Company, the Member Associations and swimming;
- promulgate and secure uniformity in such rules as may be necessary or appropriate for the management and control of swimming and related activities in New South Wales;
- promote swimming as a spectator sport;
- through or in association with the Member Associations or other entities or of itself, promote the health and safety of all Individual Members;
- pursue through itself or others such commercial arrangements, including sponsorship and marketing opportunities as are appropriate, to further these Objects;
- formulate or adopt and implement appropriate policies, including in relation to member protection, equal opportunity, equity, drugs in sport, health, safety, junior and senior programs and such other matters as arise from time to time as issues to be addressed in swimming;
- represent the interest of its Members and of swimming generally in any appropriate forum;
- have regard to the public interest in its operation;
- do all this is reasonably necessary to enable these Objects to be achieved and to enable the Members to receive the benefits which these Objects are intended to achieve;
- encourage and promote performance-enhancing drug free competition; and
- undertake and or do all things or activities which are necessary, incidental or conducive to advance these Objects.

# OBJECTS OF THE COMPANY



# BOARD OF DIRECTORS



## GRAHAM TOWLE

### President

Graham is the current Swimming NSW President, Life Member of McCredie Park Aquatics and is a Technical Official. Graham has held several positions including a member of the Education Committee, Chairperson of the Open Water Technical Committee, Chairperson of the Audit and Risk Committee and Director on the Board of NSW Aquatics Management. Graham is also one of the Delegates to the NSW Olympic Committee.



## JANELLE BARNETT

### Director

Janelle has been a member of the Swimming NSW Technical Swimming Committee since 1997, Chairman since 2010; Hon. Secretary Sept, 2004-2007 and FINA Referee 2003-2010. Janelle was awarded Swimming Australia's Technical Official of the Year Award in 2002, received the Swimming NSW Service Excellence Award in 2010 and has trained Technical Officials since 1987. Janelle is also a SAL qualified Presenter and Assessor and was a member of SNSW Sub-Committee for Competition Strategy Review, 2009.



## SUZANNE BERGERSEN

### Director

Suzanne is a Life Member of Jones ASC and Metro South East. Currently Suzanne is a Technical Official - Swimming NSW Referee Level 2 and is the Director TAFE NSW - Bradfield Senior College. Suzanne has held a number of positions with Swimming NSW Committees including Education, Open Water and the Technical Committees.

Additionally Suzanne was President and member of the District Executive and holds a Masters of Educational Administration.



## STEVEN TRAPLIN

### Director

Steve's involvement in the sport of swimming started when his two daughters began swimming competitively from a young age and now swim for the Sydney Swim PLC Club. Steve was Chairperson at one of NZ oldest swim clubs Parnell Swim Club from 2012 until early 2015. In that time he helped turn the club around from a financial loss and only 50 members to a profit and increasing membership to over 100 members. Steve understands the important of creating a structure and environment that enables the swimmers to develop, succeed and enjoy their swimming and therefore stay with the sport.





## LYNN ELLIOTT

### Director

Lynn has been a long-term Swimming NSW Director and is also a Life Member of Knox Pymble Swimming Club. A Silver Licence ASCTA accredited Coach, Lynn is also a Director and Life Member of ascta NSW and Director and Vice President of ASCTA National. Lynn has excellent knowledge in athlete pathway development, high performance coaching and aquatic management. Lynn also currently chairs the Swimming NSW Metropolitan Competition Pathway Working Group.



## DAVID GOFF

### Director

David is a Life Member and President of Peakhurst Amateur Swimming Club Inc. He has been involved with swimming for over 25 years at a State, Area and Club level and is a level 1 Swimming Australia Referee. David is Chairperson of SNSW's Audit and Risk Committee and Board Member of SNSW Aquatic Management Pty Ltd. David is also a CPA and holds an MBA from UTS.



## MARK PAYNE

### Director

Mark is a Life Member of The Hills Swimming Club, a member of the Audit and Risk Committee and is a Technical Official. Mark holds a Bachelor of Economics, Bachelor of Laws, Master of Laws and Graduate Diploma in Applied Finance and Investment. Mark's professional associations include Solicitor, Supreme Court of NSW, Fellow, Financial Services Institute of Australia, and a Member, Australian Institute of Management.



## PATRICK TROY

### Director

Patrick is a Director and Life Member of Swimming NSW and past President and Life Member of Swimming Australia, Swimming NSW, Cumberland ASA (now Metro South West), Toongabbie Swimming Club and McCredie Park Aquatics.

Previously Patrick was a Director of Swimming NSW for 14 years and has been involved with swimming for over 30 years.



## GREG TOWLE

### Director

With over 20 years of coaching experience, Greg has developed an extensive range of skills and relationships through his time as a club, state and national coach. Having lead and toured with the national team including two Olympics, his involvement in coach development and mentoring has also been utilised as the Head Coach of our NSW ETS Squad in the past.

# PRESIDENT'S REPORT

by Graham Towle



It is a privilege to present this report, which highlights a year of considerable achievements and strong performance against the key areas that are detailed in the Strategic Plan.

Again, this year, the Board concentrated on continuing to provide opportunities for the CEO and staff to establish new programs and to improve existing services by lifting them to new levels for the benefit of all members.

The Strategic Plan is structured around three main areas, namely, Participation, Performance and Partnership and my report on our progress over the past year is set out under those headings.

## PARTICIPATION

It was wonderful to note that we increased our total overall membership by 5.8% this year and pleasingly "Swimmer" membership increased by 9.6%. This increase means that we now have 2,000 more swimmers in the water enjoying our sport.

A key focus this year has been assisting Clubs and Areas with the Governance and Planning functions, with numerous visits and workshops being conducted throughout the last 12 months. We also assisted many Clubs with membership recruitment initiatives and the implementation of the Junior Dolphin Program, which helped our Clubs to grow their membership.

Excellent ongoing support has again been provided by our dedicated and enthusiastic Development Officers. They have played key roles in the delivery of the programs mentioned above



and not only have they worked well with the Clubs but they also have engaged with the schools in their respective areas. All their valuable work and ongoing support has contributed greatly to the increased membership this year.

It is pleasing to report that we have been successful in securing \$100,000 in funding under Water Safety Funding to recommence our Indigenous Learn to Swim Programs that have been so successful in recent years. This year SNSW recorded an increase in the number of Indigenous members enjoying the sport of swimming.

Partnerships continued to strengthen throughout the year with Disability services and Disability groups across the State. These partnerships are assisting greatly in increasing participation and removing barriers for swimmers with disability. SNSW now offers regionally based classification opportunities for swimmers with disability. SNSW has again recorded an increase in the number of Multi Class athletes enjoying our sport.

The employment of the NSW Coaching Director has greatly increased our ability

to assist Coaches with their lane space and employment arrangements and this additional resource has enabled us to build a better relationship with facility owners to grow aquatic space for our sport.

## PERFORMANCE

Swimming NSW throughout the year continued to provide swimmers with a strong domestic competition program. It continues to improve the resources available to members, Clubs and Areas to ensure smooth operation of all areas relating to meets, athlete information and entries and results. Our event attendances and revenue increased on the previous year.

This year we employed Jon Shaw as NSW Coaching Director and in conjunction with Swimming Australia (SAL), Ron McKeon was appointed State Head Coach. Jon and Ron are already making a great impact on the

***"...we increased our total overall membership by 5.8% this year... this means we now have 2,000 more swimmers in the water enjoying our sport."***



support and services being offered to our Coaches and Athletes across the State.

The new Performance Pathway Structure was implemented this year for our talented athletes. This structure is delivering a greatly improved development program for these athletes and included our first overseas touring team for many years. Our NSW Touring Team visited the National Championships in Japan.

The Technical Swimming Committee (TSC) has again given excellent service to our increasing number of volunteer Technical Officials throughout the year. Many resources, training notes and other material for Technical Officials were reviewed and updated by the TSC and these resources are available to members on the NSW website and the Technical Officials Newsletter continues to be a great success.

The roll out of our Online Technical Official Courses continued this year with four (4) Courses now available. Over 900 candidates have now taken one of these courses. These courses are now being used across Australia and overseas. We also recorded a 4% increase in Technical Official Accreditations across the year.

## PARTNERSHIPS

Swimming NSW together with ascta NSW Inc. has worked hard to support and develop NSW Coaches through the delivery of the National Accreditation Program and a well-resourced coaching development framework. This very important partnership has been further strengthened with the appointment of the NSW Head Coach and the NSW Coaching Director this year.

During the year, Swimming NSW continued to work closely with and support SNSW Aquatic Management Pty Ltd. Aquatic Management continues to build valuable relationships with local Councils and Aquatic Management owners and operators.

Our partnership with SAL continued to be strong. Several projects of significant importance for NSW included the launch of the Junior Dolphins, the release and implementation of the Safe Sport Framework and the appointment by SAL of our Head Coach. There will be future increased support from SAL for the members and Clubs through the development and delivery of new participation programs given the major financial boost of the Optus sponsorship.

***“The roll out of our online Technical Official courses continued this year with four (4) courses now available. Over 900 candidates have now taken one of these courses.”***

Representation has continued to be active with NSW Olympic Council and the Australian Commonwealth Games Association (NSW Branch).

## CONCLUSION

This year has produced some very good results for Swimming NSW and it is important to acknowledge and thank those who have contributed to those outcomes.

Swimming NSW is in a sound position with excellent programs and services for all of our members and this year we have recorded our fifth consecutive operational surplus. The very capable Staff, ably led by CEO, Mark Heathcote, have provided great support and service to the members, Committees and Board during the year. It is largely due to their efforts that we find ourselves in this situation.

Also, a huge thank you to our sponsors, who are listed elsewhere in the report. Without their support, we could not have achieved the level of success that we have experienced. This year we have explored partner opportunities with new

organisations that align with our objectives to further grow investment in our sport and this included securing an additional \$140,000 in NSW Government funding.

This opportunity is taken to also acknowledge the contribution made by my fellow Directors who have given strong strategic direction to the CEO and Staff. There have been many challenges in recent times for our sport and the decisions made by the Directors have placed our Company in its current strong position.

Finally, a sincere thank you to all the members who have assisted in getting Swimming NSW to the enviable place that we enjoy today and I look forward to the continued advancement of our wonderful sport in the future.

**Graham Towle,  
President,  
Swimming New South Wales**



# MESSAGE FROM THE CEO



I am pleased to present to you the 120th Annual Report of Swimming New South Wales Limited.

This booklet contains reports on the competition and developmental areas of the sport along with a summary submitted by each of the Chairpersons of the Board, Competitions, Technical Swimming, Projects & Membership and Audit & Risk Committees.

It will also highlight our significant achievements and awards of the past year as well as the Company financial performance through a comprehensive audit report.

## ACHIEVEMENTS

The 2016-17 year was a fantastic year for Swimming NSW where we achieved a number of milestones against our strategic objectives. Strategic Plans are often aspirational, but with one year left to go on the current Swimming NSW Plan, we are confident that we will record significant achievement across all our objectives. Importantly, we are building momentum across several key areas. Membership has grown on four occasions in the last five years. We have recorded our fifth consecutive financial surplus. Our events have continued to grow and provide invaluable competition for our members and we have launched the Safe Sport Framework to make our sport more enjoyable and safer for everyone.

Our financial results have allowed us to invest more into our sport than ever before and we have done this with the employment of a NSW Coaching Director, increased development activities and better services for our members through the Development Officers and Office Staff. We have also been able to invest in our volunteers, providing online courses for them as well as an excellent development program, which has allowed us to increase the number of Technical Officials we have across the state for three consecutive years.

There are of course still several areas where we can make further progress and the most pressing of these is to improve our athlete's performances at National events. The Board and Management have made this a key priority for Swimming



NSW and as mentioned we have put in place to a NSW Coaching Director to assist with educating, developing and mentoring our Coaches. This role has been supplemented by the appointment of a NSW State Head Coach by Swimming Australia. As I write the Board are now investigating an opportunity to appoint a third individual, specifically tasked with assisting with Coach Education and Development in regional NSW. We firmly believe the more we can support and develop our coaches, the stronger our Clubs and Athletes will be when they compete on the National stage.

A highlight over the past year was the launch of the Optus Junior Dolphin Program across the State last summer. Over 300 NSW Clubs now offer this program at their Club and the program now boasts almost 6000 members. The program's emphasis on fun and participation has reenergized many Clubs and it was fantastic to see hundreds of smiling faces splashed across our social media pages over the course of the summer as Clubs ran Junior Dolphin Carnivals. If there ever was a program that reinvigorated the grass roots of our sport then this was it. We look forward to working even harder next year to support our Clubs to again provide this program to their members.

Our events continue to be the showcase for our sport and this year we experienced increased levels of participation in all of our events. This year we again surveyed our event attendees to collect important information about the Swimming NSW event experience. This information has allowed us to make several changes to improve the overall experience for our members. We recognise that we still have some work to do to ensure that our events remain current and are appropriate to the needs of our members and therefore we will continue this work to evolve our events so that they provide the greatest level of customer satisfaction for our attendees. We were proud to launch the Swimming NSW Results App, SwimMate at the 2016/17 NSW





State Age Championships and with now over 2000 downloads the App has been a great success. We plan to launch the Android version very shortly along with a major update later in the year.

Swimming NSW has continued its support of Swimming NSW Aquatic Management and both organisation's this year have concentrated their efforts on ensuring that our Clubs and Coaches have the water access they require to achieve their objectives. It was pleasing to see so many brand new or re-developed Aquatic Centre's opening in the last 12 months; Pymble Ladies College, Trinity Grammar, Angelo Anestis Aquatic Centre at Bexley, Auburn & Hornsby Aquatic Centre. There are also some fantastic facilities in the pipeline at Tamworth, Parramatta and Canberra. We have also continued our work with several Areas and Clubs to ensure that they have appropriate agreements in place to protect their water space. Our Coaching Director has also been regularly visiting Coaches and assisting them, wherever possible, in securing and/or increasing their current lane space.

With a key focus of our Strategic Plan being increased participation in the sport of swimming we were pleased to again record an increase in membership this year. This year's increase was the largest in recent times and demonstrates we are building energy in this important area. Much of the membership increase result can be attributed to our excellent volunteers at both Club and Area level who have worked tirelessly to create opportunities for parents and swimmers to participate in our sport. Our Standing and Management Committees continue to provide excellent advice and guidance on various operational and strategic aspects of our sport. The

Committees ensure we are working towards a continuous path of improvement and are regularly developing new initiatives for our members. We are always looking for new people to nominate for our Standing Committees and there are regularly vacancies on these Committees so I would encourage anyone who is interested in these Committees to please nominate for one of these important roles.

This year we launched our Lane Ropes to Leadership program, which has been specifically designed to give our teenage members a voice with the administrators of our sport. This group of outstanding individuals have already provided some invaluable insights into how we can make our sport more enjoyable for teenagers and therefore keep them in the sport longer. This group has also developed two initiatives

***"This year we launched our Lane Ropes to Leadership program, which has been specifically designed to give our teenage members a voice..."***

which they will launch this summer; a Twilight Race Party and a Leadership Camp and we are very excited to see these two initiatives come to life.

As noted, in conjunction with Swimming Australia, we launched the SAL Safe Sport Framework in July 2016 which now applies to all Areas and Clubs. The Framework is first and foremost our commitment to providing a safe sport for all members, particularly children, but is also a fantastic resource for Areas and Clubs to use when dealing with issues that arise from time to time. We

have run numerous face to face education sessions on the Framework throughout the year as well as several webinars to assist members in understanding what the Framework is all about. We are also continuing to develop further resources that will assist Clubs and Areas with implementation of the Framework.

Swimming NSW maintains its support to our large volunteer base through our Technical Swimming Committee. Throughout the year, the Committee has continued to look at ways to simplify both the Accreditation and Officiating Pathways to make it easier for volunteers to be involved in our sport and to also provide development and mentoring opportunities for these individuals.

This year we launched a further three Online Technical Official Training modules and in addition to the Timekeeper module, we now have Inspector of Turns, Judge of Strokes and Marshall/Check Starter (thanks to the assistance of Metro North East). The Starter Module is now in development and will be released shortly. We have had almost 1000 unique candidates take one of these courses across Australia and overseas. All our volunteers continue to be kept up to date with the latest information and news through the Technical Swimming Committee's bi-monthly newsletter.

The Committee have also continued to develop and improve the Technical

Official Development program which runs in parallel to the Area Development Program which has been well received and provides development opportunities for up and coming Area Technical Officials. The Committee has also been developing resources for Area Technical Swimming Coordinators to make the task of training new volunteers much easier. All of this work culminated in Swimming NSW recording an increase against the previous year for every single Technical Official accreditation and an increase overall of 4%.

I would also like to take this opportunity to acknowledge the ongoing support of sponsors, Speedo, the NSW Office of Sport, the NSW Department of Justice, 2XU and the Courtyard by Marriott North Ryde. Without the generous support of all our sponsors we would not be able to foster, control and develop the sport of swimming in NSW to deliver membership and development activities for the benefit of all our members.

Swimming NSW has continued to capitalise on the changes we have made over the previous years, so as to ensure the continued improvement of our sport into the future. The Board and staff are well aware of the importance of continually evolving the administration of our sport to suit the modern day needs of society and this year we have aimed to achieve this through both increased and improved service to our members.

## FINANCIAL PERFORMANCE

The Company recorded a profit for the financial year of \$57,803 which was ahead of the original intended budget surplus of \$27,790. This was another pleasing result for the Company.

The major reasons for the result are as follows:

- Increase in Donations, Sponsorships & Government Grants of \$92,000
- Increased Swim Meet Revenue of \$38,000 due to increased entries and attendances
- A saving of \$8,000 on Stationery and Printing, now that we are using electronic methods more regularly to communicate with our members
- A saving of \$11,000 on Office Equipment Rental & Supplies due to the renegotiation of existing contracts
- A saving of \$13,500 on Depreciation expenses across the course of the year
- A saving of \$13,000 on Swim Meet expenses due to decreases in administration costs in presenting each of our events

This gave the Company an Operating deficit of \$65,775, the lowest in recent years, and this was offset by our Swim Trade and Speedo Swim Shop profits to the value of \$105,447. Overall the net surplus for the year was \$39,687.

This year, the Board invested for the first time \$500,000 into an Investment Fund with

Swimming Australia which is managed by Escala Partners, the value of this investment at year end had risen to \$524,984. The unrealised gain on this investment of \$18,116 combined with the net surplus gave the overall profit of \$57,803.

This result is the Company's fifth consecutive surplus and places us in an enviably strong financial position. A surplus budget has again been approved for the 2017-18 financial year. Our strong financial results in recent years has allowed the Board to create a Reserve Fund which the Board can invest in specific projects which will assist Swimming NSW in achieving its Strategic Objectives.

## MEMBERSHIP

The membership figures as at year end indicate an increase in membership of 5.8% or 1846 to 33,714. Again, this year, Swimmer membership grew faster (9.6% increase) than Non-Swimmer Membership. This membership increase was reflected across nearly all Areas, with particularly strong growth in the regional areas of NSW. At the time of writing, we now have over 34,000 members.

As noted previously, this year we launched the Optus Junior Dolphins Program across the State to great success. Over 5500 children are currently registered as Junior Dolphin members. We hope to grow this program further in 2017/18 and also launch the program in Learn to Swim Schools to further boost participation.

Last summer we also launched our 'Dive In' membership campaign which aimed to capitalise on the increased exposure for

the sport of swimming during the 2016 Rio Olympic Games and to get more children into learn to swim and swimming Clubs through 'Come N Try' events being run throughout the summer season. We are confident that this campaign played a role in our increased membership this year.

It is our goal to continue to support the grass roots aspects of the sport which will assist in maintaining participation levels across the State and also enable us to attract new people to our sport. We also are also looking to grow participation in the sport overall through non-member based initiatives in the coming year.

***"Over 5500 children are currently registered as Junior Dolphin members."***

## CONGRATULATIONS

To Miss Emma McKeon OAM and Miss Tiffany Thomas-Kane OAM for receiving an OAM in the Australia Day Honours List for their outstanding contributions and services to the sport of swimming.

To all the NSW-based swimmers, coaches and managers who were selected to represent Australia at the 2016 Rio Olympic and Paralympic Games, World Junior Open Water Championships, Oceania Championships and the Junior Pan Pacific Championships, all of whom are listed later in this report.

## AWARD RECIPIENTS

### Sport NSW Awards (February 2017)

#### Maddison Elliott OAM

*NSW Athlete of the Year with a Disability*

#### Tiffany Thomas-Kane OAM

*NSW Young Athlete of the Year with a Disability*

#### Graham Taylor

*Distinguished Long Service*

#### Clary Munns

*NSW Masters Athlete of the Year*

#### Diane Coxon-Ellis

*Distinguished Long Service*

#### Tiffany Thomas-Kane OAM

*NSW Young Athlete of the Year*

## 2016 Swimmer of the Year Awards

#### Jarrood Poort

*Joint Open Water Swimmer of the Year*

#### Maddison Elliott OAM

*Paralympic Swimmer of the Year*

#### Marieke D'Cruz

*Services to the Australian Swim Team*

## APPRECIATION

I would like to acknowledge the involvement of the following organisations and individuals for their support throughout the year:

- Ross Coggan, General Manager of the Sydney Olympic Park Aquatic Centre and his staff for their co-operation and support of our activities.
- Charles Turner and the staff at the NSW Institute of Sport for their approach to the ever-developing program partnerships.
- Mark Anderson and the staff at Swimming Australia for their ongoing assistance.
- Charles Moore, CEO of Sydney Olympic Park Authority and Tony Houhlias, Executive Manager – Sport Development at Sydney Olympic Park Authority for their continuous advice and support on the continued development of the sport of swimming.
- The representatives of the Company Standing Committees.
- To Graham Towle, for his support, guidance and leadership throughout the year.
- To all Board members for their leadership and support throughout the year, as well as Area representatives, Club representatives, Technical Officials, coaches, parents and athletes who have contributed at any level over the last 12 months I extend a sincere thank you for your continued involvement.

## VALE

### Forbes Carlile MBE

Life Member Swimming Australia

### Margaret Kniha

Life Member Ku-Ring-Gai SC

### Chris Elliott

Life Member Toukley Sharks SC

## STAFF

Again, this year the staff structure has remained very stable, with only Cherry Smith and Jarrod Anthony leaving us last year. This staff continuity better positions the Company to deliver on key projects and activities throughout the year while providing a regular and high level of customer service to our members. This year we welcomed Kylie Garratt (Sport Administrator), Jon Shaw (Coaching Director), Ron McKeon (NSW State Head Coach), Erica Beggs (Indigenous Participation Coordinator/Development Officer) and Liza Thomas (Development Officer) and they are all fitting well into our team.

I would also like to acknowledge the efforts of the Swimming NSW staff throughout the past year for their ongoing enthusiasm, support, innovation and dedication to the sport of swimming and our members. Without them, the Company would not be able to continue to positively react, respond and evolve to meet the daily challenges, goals and objectives of the sport of swimming we strive to achieve. Thank you once again for your friendships and encouragement throughout the year.



Sport Development & Participation  
Manager - **Sarah Koen**  
Coaching Director - **Jon Shaw**  
NSW State Head Coach - **Ron McKeon**  
Performance Pathway Manager -  
**Narelle Duggan**  
Marketing & Communications Coordinator  
- **Michelle Johnson**  
Operations Coordinator - **Josh Karp**  
Events Manager - **Shannon Smith**  
Sport Administrator - **Kylie Garratt**  
Finance Manager - **Michelle Boon**  
Performance Science & Pathway  
Coordinator - **Cecilia Nguyen**  
Coaching Coordinator - **Darren Howard**  
Development Officer (Coast & Valley) -  
**Liza Thomas**  
Development Officer (North Coast) -  
**Lyn Connell**  
Development Officer (New England &  
North West/Western) - **Pam Weste**  
Development Officer (South Eastern) -  
**Kerrie-Anne Anstis**  
Development Officer (Mountains & Plains)  
- **Paul Dobson**  
Indigenous Participation Coordinator -  
**Erica Beggs**



## SUMMARY

As you will read in the following pages, the 2016/17 year has been another successful year for Swimming NSW and we look forward to continuing this great work in the coming years. We introduced many new initiatives this year as well as reviewing several existing Policies and Programs. The Company will continue to work diligently with our members at the forefront of our minds as meeting and exceeding their expectations will ensure our long-term success.

**Mark Heathcote, Chief Executive Officer, Swimming NSW**

# SWIMMING NSW

## DEVELOPMENT REPORT

### AREA DEVELOPMENT PROGRAM

The 2016 Area Development Program had an increase in participation of 21%. Increased flexibility enabled Areas to deliver Area-specific solutions that worked well for their members. Below is a table outlining the number of swimmers throughout the state who attended the various Area development days:

AREA	A	B	C	D	E	MC	TOTAL
ACT	6	24	24	94	0	0	148
Coast & Valley	21	39	24	87	40	3	214
North Coast	7	7	22	85	33	14	168
Metro North East	9	21	46	52	38	0	166
Metro North West	37	34	22	46	0	0	139
Metro South East	10	20	8	26	0	0	64
Metro South West	24	13	17	56	39	0	149
Mountains & Plains	10	10	32	46	0		98
South Eastern	4	22	33	88	55	0	202
Southern Inland	0	2	3	58	210	0	273
New England & North West	2	10	14	27	16	0	69
Western	1	15	26	39	0	0	81
<b>TOTAL</b>							<b>1771</b>

**National A's (A):** National Age competitors ineligible for a SNSW Development Squad

**Senior Target Squad (B):** 13 years and over State Age qualifiers

**Junior Target Squad (C):** Up to 12 years old State qualifiers

**Achievers Squad (D):** 9 – 16 years (age varies in each area)

**Establishment Squads (E):** Squad criteria varies based upon Area requirements



In addition to the Area-hosted development days, teams were invited to attend the Swimming NSW Development Meet for the relevant squad:

AREA	A	B&C	D	TOTAL
ACT	10	37	87	134
Coast & Valley	21	74	55	150
North Coast	8	16	78	102
Metro North East	14	0	49	63
Metro North West	37	57	42	136
Metro South East	15	42	55	112
Metro South West	25	31	54	110
Mountains & Plains	11	46	25	82
South Eastern	5	30	88	123
Southern Inland	0	0	29	29
New England & North West	14	0	49	63
Western	1	7	49	57
<b>TOTAL</b>				<b>1161</b>

*There was a 13% increase in participation at the SNSW Area Development Meets.*

# JUNIOR SHARKS SQUAD

The 32 strong, 2016 Junior Sharks Squad contained some very talented NSW swimmers aged between 11- 12 years of age. Swimmers were selected at the NSW 10 & U – 12 State Championships. The squad participated in 3 Development Days:

## 19 MARCH – KNOX GRAMMAR

The first Squad day at Knox was a great day with our Head Coach Alana Seager from AquaBlitz Toongabbie. Swimmers and parents were treated to a presentation on Pathways in Swimming and Race Prep, along with Stroke presentations. The Junior Sharks Skill Testing Protocols were executed to enable us to gauge where our strengths and our opportunities for improvement were.

## 30 JULY – SYDNEY OLYMPIC PARK AQUATIC CENTRE

The second Squad day focussed on developing skills as a priority. Cameron Ellicott from Castle Hill RSL Dolphins was the Head Coach for the day and lead the Squad and coaches through a fantastic day. A nutrition presentation was delivered to the swimmers and parents to outline the benefits of eating for performance.

## 23 OCTOBER – WARRINGAH AQUATIC

The third and final Junior Sharks Squad day was led by Lane Cove coach Aaron Funnell. Aaron took the Squad through a re-test of the skills protocols executed on our first Squad day. The Squad achieved some pleasing results on the skills tested. The Squad also had the opportunity to learn some tools to better manage their time and their personal accountability.

A big thank you to Misha Payne who was the 2016 Junior Shark Mentor Coach. Misha worked with the Squad Head Coaches to assist in their own development and that of the coaches in attendance. Thanks also to our Squad presenters, Darren Howard, Chloe McLeod, Michael Magee and Mikkayla Sheridan.

## 2016 JUNIOR SHARKS SQUAD

ATHLETE	CLUB	COACH
Emily Plummer	AquaBlitz Toongabbie	Alana Seager
Emma Brogden	AquaBlitz Toongabbie	Alana Seager
Georgia Platts	AquaBlitz Toongabbie	Alana Seager
Harry Stubbs	AquaBlitz Toongabbie	Alana Seager
Daniel Seo	Aquaburn	Eric Jang
Cooper Eakin	Carlile	Ryo Kito
Dennis Hui	Carlile	Michelle Thomas
Tyler Krenkels	Carlile	Michelle Thomas
Grace Michell	Castle Hill RSL Dolphins	Cameron Ellicott
Jayden Weymark	Castle Hill RSL Dolphins	Cameron Ellicott
Georgia Caldwell	Eden	John Pelling
Kayla Hardy	Ginninderra	Jim Fowlie
Cassandra Fayers	Hunter	Shane Arnold
Charlise Wheeler	Kincumber Pacific Dolphins	Michael Tattoli
Jasmine Tran	Kozy	Kevin Kim
Madeleine Hardy	Kozy	Kevin Kim
Alexander Kairouz	KRB Aquatics	Hamid Mobarrez
Joshua Collett	Lane Cove	Aaron Funnell
Lily Vance	Lane Cove	Michael Creighton
Euan Germanos	Leichhardt	Danae Pantehis
Ricky Betar	Liverpool	Ryan Frost
Anna Lee	Macquarie University	Troy Sullivan
Lily Hardman	Macquarie University	Troy Sullivan
Emily Jones	Novocastrian	Adam Beisler
Brad Rauter	QT Swim Club	Les Barclay
Megan Cooper	Ripples St Marys	Michael Faccin
Mikaela Short	Tamworth	Nicolas Monet
Kaitlin Teleki	The Hills	Jess Coetzee
Andy Lee	Trinity Grammar	David Roberts
Donna Choi	Trinity Grammar	David Roberts
Samuel Xu	Trinity Grammar	David Roberts
Meg Senior	Wagga Wagga	Barb Blondinau



# AGE DEVELOPMENT SQUAD

The 51 Athletes selected onto the 2016 Swimming NSW Age Development Squad attended the Age Development camp from 10th – 12th July in Canberra. The Squad was fortunate to have Greg McWhirter as the Mentor Coach. The Age Development Squad ran concurrently with the Emerging Talent Squad, with pool skill sessions and a dedicated curriculum aimed to include, encourage and expose swimmers to the next stage of the Swimming NSW Performance Pathway. Age Development swimmers were supported by NSWIS for physiology, strength and conditioning, and biomechanics. They were privileged to have acclaimed NSW coach Tracey Menzies present the fine history of NSW swimmers. Squad members were fortunate to have New South Wales' own Petria Thomas speak about her incredible swimming career.

A big thank you to all the coaches who supported the Squad this year in Canberra, along with Neil Rogers and Kerrie-Anne Anstis who managed the team.

ATHLETE	CLUB	COACH
Kaea Bidois	Abbotsleigh	Amanda Isaac
Annabelle Druce	Abbotsleigh	Amanda Isaac
Emily Ong	Abbotsleigh	Amanda Isaac
Brendan Ding	Breakers	Sharon Gregory
Mariah Moshovis	Breakers	Sharon Gregory
Alan Paradzik	Campbelltown	Justin McEvoy
Robert Warcaba	Campbelltown	Justin McEvoy
Pia Lenarduzzi	Carlile	Michelle Thomas
Zac Nicholls	Carlile	Justin Rothwell
Naomi Scott	Carlile	Justin Rothwell
Abby Sherington	Carlile	Justin Rothwell
Callum Duke	Castle Hill RSL Dolphins	Nathan Doyle
Caitlin Walsh	Castle Hill RSL Dolphins	Nathan Doyle
Sophie Beldham-Collins	Cherrybrook Carlile	Misha Payne
Tiarne Galvin	Cherrybrook Carlile	Misha Payne
Aiden Jackson	Cherrybrook Carlile	Misha Payne
Elise Kench	Cherrybrook Carlile	Misha Payne
Cooper Ritchie	Cherrybrook Carlile	Misha Payne
Chloe Yoo	Cherrybrook Carlile	Misha Payne
Nathan Delutiis	Corrimal	Tracey Waters
Ari Stathis	COSAC	Andrea Raso

Nathan Clarke	Cronulla	Craig Stevens
Emily Nobbs	Jets	Jason Crisp
Benjamin Yates	Kincumber Pacific Dolphins	Jarrold Mobberley
Bindi Ware	Kingscliff	Andrew Hunter
Lachlan Kelly	Knox Pymble	Steve Goodier
Darian Quadrio	Knox Pymble	Leanne Speechley
Eloise Riley	Knox Pymble	Leanne Speechley
Jack Ryan	Knox Pymble	Steve Goodier
Rhiannon Carr	KRB Aquatics	Hamid Mobarrez
Nathan Ward	Mingara Aquatic	Kim Taylor
Alex Aguilar	NC Aquatic	Jen Noel
Jack Benson	Nepean Aquatic	Jackie Barck
Harrison Gellatly	Novocastrian	Adam Beisler
Tom Berryman	Port Macquarie	Michael Mullens
Sam Harris	Port Macquarie	Michael Mullens
Claire Molineux	QT Swim Club	Les Barclay
Hailey Blatchford	Sans Souci Sea Devils	Craig Chantler
Brooke Dixon	Sans Souci Sea Devils	Craig Steven
Tomas Kapocius	SOPAC	Darren Howard
Jordan Fitzgerald	The Hills	Clinton Camilleri
Rebekah Sefton	The Hills	Clinton Camilleri
Lucas Baita	Trinity Grammar	Ben Tuxford
Andy Lee	Trinity Grammar	Ben Tuxford
Angus McDonald	Trinity Grammar	Matthew Brown
Emily Racki	Trinity Grammar	Matthew Brown
Rachael Robinson	Trinity Grammar	Ben Tuxford
Liam Brodrick	Tuggeranong Vikings	David Murphy
Emily Doyle	Warringah Aquatic	Tim Lane
Charlie Hawke	West Wallsend	Amy Wilde
Hannah Baldwin	Willoughby	Paul Hardman
Gabriel Gorgas	Willoughby	Paul Hardman
Jarrold Lee	Woden Valley	Steve Meredith
Ethan Lowey	Woden Valley	Steve Meredith

#### **COACHES:**

Andrea Raso (COSAC)  
 Andrew Hunter (Twin Towns)  
 Jackie Barck (Nepean Aquatic)  
 Jason Crisp (Jets)  
 Jen Noel (NC Aquatic)  
 Steve Goodier (Knox Pymble)

#### **TEAM MANAGERS:**

Neil Rogers  
 Kerrie-Anne Anstis

# PARA DEVELOPMENT SQUAD

This year's Squad was comprised of 19 talented NSW athletes.

Day 1 at SOPAC was a real treat with coach Angelo Bassalo and Paralympian Matt Levy joining the Squad to share some experiences with the coaches and swimmers.

Day 2 was held at Knox Grammar. The swimmers participated in a self-management presentation and an informative classification discussion with Swimming Australia's Inclusion Manager, Michael Woods.

A big thank you to the coaches in attendance for giving your time and sharing your expertise.

<b>ATHLETE</b>	<b>CLUB</b>	<b>COACH</b>
Jordan Dessent	AquaBlitz Toongabbie	Greg Towle
Nikesha Harding	AquaBlitz Toongabbie	Greg Towle
Rohan Bright	Aquaburn	James Harnett
Jasmine Greenwood	Bay & Basin	Kimberley Norton
Cordell Isherwood	Carlile	Ryo Kito
Bella Niarros	Charlestown	Ryan Strickland
Ben Robins	Cherrybrook Carlile	Misha Payne
Madeleine McTernan	Coffs Harbour	Eugene Brogmus
Georgia Smyth	Corrimal	Tracey Waters
Tahlia Blanshard	Mingara Aquatic	Kim Taylor
Kendall Williams	NU Swim	Paul Sharman
Aidan Yourell	Richmond Valley	Michael Freney
Isabella Conroy	Sans Souci Sea Devils	Craig Chantler
Darcy Gilson	Singleton	Melisa Geale
Amy Cook	SLC Aquadot	Gavin Stewart
Nicole Miro	SLC Aquadot	Gavin Stewart
Abby Nekić	SOPAC	Darren Howard
Matthew Hearne	Wests Illawarra Aquatic	James Greathead
Jarrold Dyer	Wollongong	Chris Buchanan





# OPEN WATER & DISTANCE SQUAD

Swimming NSW ran an Open Water Distance Squad this year. The Squad day was held in Wollongong and lead by coach James Greathead from Wests Illawarra Aquatic. The session provided the Squad members with some useful tools for Open Water swimming, a challenging distance set and some take-home methods for self-management.

Thank you to James and the Squad coaches for facilitating a fantastic day.

ATHLETE	CLUB	COACH
Imogen Foley	AquaBlitz Toongabbie	Greg Towle
David Allen	Burley Griffin	
Sheree Farrell	Campbelltown	Justin McEvoy
Logan Kaye	Carlile	Ryo Kito
Olivia Adams*	Ravenswood	Mitch Falvey
Cormac Guthrie	Sea's The Limit	Chad Schneider
Hannah Payne	The Hills	Clinton Camilleri
Niamh Bourke	Wests Illawarra Aquatic	James Greathead
Jarrood Poort	Wests Illawarra Aquatic	James Greathead
Callum Lowe-Griffiths	Willoughby	Paul Hardman
Emma Gillingham	Woden Valley	Steve Meredith

*\*Swimmer has also been selected for the 2016 Swimming NSW Age Development Squad*

## STATE TEAMS

The 2016 State Team departed Sydney on 21st September, bound for our nation's capital. The State Teams SC Championships Meet ran from 23rd – 25th September at the Australian Institute of Sport. The entire Team displayed an incredible amount of team spirit, unity and state pride, with attitude and behaviour to match.

The Team competed well with approximately 60% of swimmers improving on their entry time, finishing second to Queensland by our closest margin. The NSW Team emerged as the winners in two sessions, and was very close to winning the final session.

The Team was fortunate to have Tracey Menzies provide some motivation as they went into battle for their first session. Olympian Thomas Fraser-Holmes presented each Team member with a race cap and shared some of his own NSW State Teams stories.



A highlight was having one of our own coaches write and recite a Team poem as they went into battle.

Head Coach John Bladon was a wonderful source of motivation for the Team and we thank him for his valuable contribution. Team Leader, Narelle Duggan and Neil Rogers worked extremely well together to ensure that the tour ran smoothly.

13-14 YEARS GIRLS		15-16 YEARS GIRLS	
Caitlyn Walsh	Castle Hill RSL Dolphins	Natasha Ramsden	Abbotsleigh
Felicity Chan	Castle Hill RSL Dolphins	Georgina Seaton	Campbelltown
Kayla Hardy	Ginninderra	Abbey Webb	Ginninderra
Claudia Neale	Glenbrook	Darian Quadrio	Knox Pymble
Bindi Ware	Kingscliff	Eloise Riley	Knox Pymble
Charli Brown	Narrabeen Carlile	Mia Rolfe	Narrabeen Carlile
Jessica Madden	SLC Aquadot	Emily Nobbs	Orange Jets
Mikaela Short	Tamworth City	Rebekah Sefton	The Hills
Donna Choi	Trinity Grammar	Francesca Fitzhenry	Trinity Grammar
Jacinta Essam	Tuggeranong Vikings	Courtney Taylor	Tuggeranong Vikings
<b>Coaches:</b> David Murphy Michelle Thomas	Tuggeranong Vikings Narrabeen Carlile	<b>Coaches:</b> Amanda Isaac Leanne Speechley	Abbotsleigh Knox Pymble
14-15 YEARS BOYS		16-17 YEARS BOYS	
Mark Perich	Campbelltown	Shaun Champion	Abbotsleigh
Finn O'Connor	Cherrybrook Carlile	Robert Warcaba	Campbelltown
Se-Bom Lee	Cherrybrook Carlile	Zachary Attard	Cherrybrook Carlile
Nick Jennens	Narrabeen Carlile	Jack Ryan	Knox Pymble
Harrison Thomas	Swim West	Declan Grohala	Liverpool
Alex Quach	The Hills	Leon MacAlister	Narrabeen Carlile
Jordan Fitzgerald	The Hills	Tom Lockhart	Narrabeen Carlile
Stuart Swinburne	University of NSW	Jesse Goodyear	Sans Souci Sea Devils
Gabriel Gorgas	Willoughby	Nathan Zhu	Trinity Grammar
		Myles Bailey	Woy Woy
<b>Coaches:</b> Misha Payne Clinton Camilleri	Cherrybrook Carlile The Hills	<b>Coaches:</b> Justin Rothwell Ben Tuxford	Narrabeen Carlile Trinity Grammar

**HEAD COACH:** John Bladon  
**TEAM LEADER:** Narelle Duggan

**TEAM MANAGER:** Neil Rogers  
**PHYSIOTHERAPISTS:** Cameron Elliott and  
 Brent Kirkbride

# TOURING TEAM - JAPAN OPEN

Swimming NSW was delighted to take a Team to Japan to compete at the 2016 Japan Open in May. The meet was held at the Tokyo Tatsumi International Swimming Centre. Swimming Australia also sent a team to the meet ahead of the Rio Olympics which enabled our NSW athletes to experience what it is like to tour with the Australian Dolphins Swim Team and utilise team service staff during competition.

International competition was a valuable outcome of the tour. For some athletes, it was their first international trip. Many of our Team made finals and all took full advantage of the quality racing environment.

The Team dynamic was also a highlight thanks to the coaching and staff.

ATHLETE	CLUB	COACH
Emily Washer	Carlile	Justin Rothwell
Hugo Morris	Canberra	Brett Hawke
Jordan White	SLC Aquadot	Gavin Stewart
Keiran Qaium	Sydney University	Scott Talbot
Kenneth To	Trinity Grammar	Matthew Brown
Mikkayla Sheridan	SOPAC	Brant Best
Nicole Mee	SOPAC	Brant Best
Tomas Elliott	SOPAC	Adam Kable

## COACHES:

Brant Best (SOPAC)

Matthew Brown (Trinity Grammar)

## TEAM LEADER:

Narelle Duggan

# SWIMMING AUSTRALIA TALENT ID

The Swimming NSW Emerging Talent Squad (ETS) is a feeder program for the Swimming Australia Talent Identification Program (TID). In conjunction with the appointed State Mentor Coaches, a squad is selected from all state ETS-equivalent squads to attend the TID Camp in Canberra.

The following athletes and coaches represented NSW at the camp:

ATHLETE	CLUB	COACH
Jacinta Essam	Tuggeranong Vikings	David Murphy
Nathan Zhu	Trinity Grammar	Matthew Brown
Bec Cross	Ginninderra	Jim Fowlie
Ethan Dorrian	Dapto	Phil McIlwraith
Zachary Attard	Cherrybrook Carlile	Misha Payne
Natasha Ramsden	Abbotsleigh	Amanda Isaac
Myles Bailey	Woy Woy	Graeme Carroll





# EMERGING TALENT SQUAD

The 2016 Emerging Talent Squad induction took place at Knox Grammar on the 14th and 15th May. Athletes were guided through the National Testing Protocols both in and out of the water by National Youth Coach Glenn Beringen. The National Protocols provide national benchmark testing across the following services: aquatic testing, anthropometric measurements, strength and conditioning, and physiotherapy.

In July, the Squad gathered at the AIS in Canberra for five days. There was a targeted focus on skill development and improvement using the findings from the induction.

The Squad was strongly supported by our Head Coach Tracey Menzies, coaches in attendance (Cameron Ellicott, Jim Fowlie, Gavin Stewart, Darren Howard, Clinton Camilleri, Ben Tuxford, David Murphy, Rebecca Wheatley) and the NSWIS support team.

Thank you to all athletes for the commitment shown during the Squad induction and camp. To the coaches and staff..... thank you! An extended thank you to Tracey for the wonderful support and commitment shown to athletes and coaches in this program.

The final testing weekend was held in February at Sutherland under the guidance of our newly appointed Coaching Director Jon Shaw. The weather was extremely hot which enabled the swimmers to adapt to various conditions and learn about hydration and self-management under the watchful eyes of the leadership team.

Congratulations to all the swimmers and coaches selected for this Squad.

<b>ATHLETE</b>	<b>CLUB</b>	<b>COACH</b>
Shaun Champion*	Abbotsleigh	Amanda Isaac
Holly Nelson	Abbotsleigh	Amanda Isaac
Natasha Ramsden*	Abbotsleigh	Amanda Isaac
Charli Brown	Carlile	Michelle Thomas
Nick Jennens*	Carlile	Justin Rothwell
Leon MacAlister*	Carlile	Justin Rothwell
Mia Rolfe*	Carlile	Justin Rothwell
Callum Sherington*	Carlile	Justin Rothwell
Felicity Chan	Castle Hill RSL Dolphins	Cameron Ellicott
Zachary Attard*	Cherrybrook Carlile	Misha Payne
Se-Bom Lee	Cherrybrook Carlile	Misha Payne
Finn O'Connor	Cherrybrook Carlile	Misha Payne
Monique Rae	Cranbrook Eastern Edge	Angelo Basalo
Ethan Dorrian*	Dapto	Phil McIlwraith
Bec Cross*	Ginninderra	Jim Fowlie
Kayla Hardy	Ginninderra	Jim Fowlie
William Yang	Knox Pymble	Steve Goodier
Bradley Woodward	Mingara	Kim Taylor
David Tabke	QT Swim Club	Les Barclay
Laura Wilson	Randwick City	Josh Stern
Lewis Blackburn*	Ravenswood	Mitch Falvey
Jesse Goodyear	Sans Souci Sea Devils	Craig Stevens
Jessica Madden	SLC Aquadot	Gavin Stewart
Connor Brackin	SOPAC	Darren Howard
Vincent Dai	SOPAC	Brant Best
Matthew Wilson	SOPAC	Adam Kable
Alex Quach	The Hills	Clinton Camilleri
Gerhardt Smith	The Hills	Clinton Camilleri
Dominic Lopez	Trinity Grammar	Ben Tuxford
Francesca Fitzhenry*	Trinity Grammar	Matthew Brown
Nathan Zhu*	Trinity Grammar	Matthew Brown
Jacinta Essam	Tuggeranong Vikings	David Murphy
Courtney Taylor	Tuggeranong Vikings	David Murphy
Abbey Webb	Tuggeranong Vikings	David Murphy
Stuart Swinburn	University of NSW	Rebecca Wheatley
Myles Bailey*	Woy Woy	Graeme Carroll

*\*Denotes swimmers that have been identified by Swimming Australia Talent ID scouting.*



# NATIONAL TEAMS

There have been many NSW athletes and coaches selected onto the various national Squads and Tours.

## 2016 PERTH AQUATIC SUPER SERIES

ATHLETE	CLUB	COACH
James Magnussen	Ravenswood	Mitch/Lachlan Falvey
Matthew Wilson	SOPAC	Adam Kable

## 2016 OLYMPIC GAMES - RIO

ATHLETE	CLUB	COACH
Matthew Abood	Canberra	Shannon Rollason
Jacob Hansford	SOPAC	Adam Kable
James Magnussen	Ravenswood	Mitch/Lachlan Falvey
Jarrood Poort	West Illawarra Aquatic	James Greathead

## 2016 WORLD JUNIOR OPEN WATER CHAMPIONSHIPS

**HEAD COACH:** Greg Towle (AquaBlitz Toongabbie)

## 2016 OCEANIA CHAMPIONSHIPS

ATHLETE	CLUB	COACH
Bec Cross	Ginninderra	Jim Fowlie
Nathan Zhu	Trinity Grammar	Matthew Brown
Natasha Ramsden	Abbotsleigh	Amanda Isaac

**COACH:** Matthew Brown (Trinity Grammar)

## 2016 BERLIN OPEN

ATHLETE	CLUB	COACH
Timothy Hodge	The Hills	Clinton Camilleri
Ellie Cole	Castle Hill RSL Dolphins	Nathan Doyle
Prue Watt	Cranbrook Eastern Edge	Angelo Bassalo
Kate Wilson	Kingscliff	

## 2016 JUNIOR PAN PACS

ATHLETE	CLUB	COACH
Vincent Dai	SOPAC	Brant Best
Leon MacAlister	Carlile	Justin Rothwell
Matthew Wilson	SOPAC	Adam Kable
Bradley Woodward	Mingara Aquatic	Kim Taylor
Francesca Fitzhenry	Trinity Grammar	Matthew Brown

**COACHES:** Adam Kable (SOPAC) and Brant Best (SOPAC)

**TEAM MANAGER:** Cecilia Nguyen



## 2016 PARALYMPIC GAMES - RIO

ATHLETE	CLUB	COACH
Joshua Alford	Tuggeranong Vikings	
Timothy Hodge	The Hills	Clinton Camilleri
Matthew Levy	Cranbrook Eastern Edge	Angelo Bassalo
Sean Russo	MLC Marlins	Simon Watkins
Ellie Cole	Castle Hill RSL Dolphins	Nathan Doyle
Maddison Elliott	NU Swim	Paul Sharman
Jenna Jones	Springwood	Nick Robinson
Tiffany Thomas Kane	Ravenswood	Lachlan Falvey
Prue Watt	Cranbrook Eastern Edge	Angelo Bassalo
Kate Wilson	Kingscliff	

**COACHES:** Angelo Bassalo (Cranbrook Eastern Edge), Nathan Doyle (Castle Hill RSL Dolphins) and Lachlan Falvey (Ravenswood)

# AUDIT & RISK COMMITTEE REPORT

David Goff, Chairperson

## FUNCTION

The Audit & Risk Committee has been established by the Board under Clause 30.7 of the Constitution of Swimming NSW. The charter of the Committee is set out in By-law 19. The committee is a standing committee of the Board and its principal function is to support the Board in its strategic decision making process by, the review and provision of advice to the Board about the:

- financial reporting processes, outputs and the application of accounting policies.
- risk management practices and the status of risk.
- adequacy of the organisation's system of internal controls.
- appointment of the external auditor and the undertaking of the audit.
- organisation's business policies and practices.
- organisations Work health and safety policies and practices.
- protection of the organisation's assets.



	Monthly Meeting Attendance April 2016-July 2016 (3 Meetings)	Monthly Meeting Attendance August 2016-March 2017 (5 Meetings)
David Goff, Chairperson from 2/8/16	3	5
Mark Payne, Chairperson until 2/8/16	3	5
Philip Speet	3	5
David Kennedy	2	5
Bill Ford	2	3
Jason D'Cruz	2	5

## MEMBERS

The Committee is comprised of two directors appointed by the Board and up to four independent persons appointed by the Board. These independent appointees all possess special and appropriate financial and business skill sets and add value to this committee. The committee is supported by SNSW's CEO Mr. Mark Heathcote and Finance Manager Michelle Boon.

## WORK

The committee undertook a wide range of tasks during 2016-2017. Its primary and principal tasks were as follows the:

- Review of the monthly management accounts and reporting to the Board about those accounts. The Committee uses a "dashboard" style of reporting on the monthly management accounts to assist the Board in identifying the key issues for discussion. Pleasingly, the financial result for 2016-2017 was ahead of budget and has resulted in a surplus. The achievement of this surplus which is in line with the organisation's Capital Adequacy Policy is important for ensuring the ongoing financial sustainability of the organisation.
- Review of the monthly actual operational results against profit forecast. The outcome of these reviews is reported to the Board. These reviews provide assurance and early warning as to if the budget forecast is on track and if any corrective action is required to be undertaken.
- Overseeing the process for the preparation of the annual financial statements for 2016-2017 and the audit of those statements.

- Overseeing the process and the preparation of the 2017-18 financial budget, and providing advice on this process to the Board.
- Overseeing the administration and review of the organisation's Investment Policy Statement. This administration includes the delegated power to make strategic decisions in regard to the investment of part of the capital of SNSW in a broad range of asset classes with FORM. FORM is a management investment company recommended by SAL.
- Ongoing monitoring of the performance of the Speedo Shop at SOPAC.
- Receiving of reports at each of its meeting on the status of Work Health and Safety issues within the organisation and monitoring compliance with the Board's Work Health and Safety policies and legislation. Again, the Committee uses a "dashboard" style of reporting to assist it with assessing this status and compliance.
- Periodic review of the strategic and operational risks of the organisation, and the effectiveness of risk management policies and mitigation strategies being adopted to manage those risks.
- Reviewing of the terms of the insurance policies for 2016-2017.
- Review of Board policies, including its: various governance policies which cover conflicts of interest, Board and staff policy, corporate gifts and hospitality, member protection and welfare, financial policies covering delegations of authority, financial policies and procedures, and various Human Resource policies covering Work Health and Safety, IT security and disaster recovery, the protection of confidential, private and personal information managed by the organisation. During the past year, the committee reviewed over 20 Board policies.

The Committee prepares and follows an annual work plan. This work plan aids the Committee in retaining its focus and the achievement of its function.



## CONCLUSION

The Committee undertakes an important role in assisting the Board in its governance and financial stewardship of the organization. As ever, the members of the Committee have been committed and are diligent in their role, and the Board is thankful for their continued willingness to make themselves available and to serve SNSW in this important way.

For this year, some special thanks must go to:

- The outgoing Chairman Mr. Mark Payne, from whom I took over as Chairperson of this Committee in August 2016. During his period as Chairperson Mark provided the Committee with outstanding leadership and professionalism in the way he executed the duties and responsibilities of this important role.
- Swimming NSW's Chief Executive Officer Mr. Mark Heathcote and Finance Manager Ms Michelle Boon who have, in a diligent and professional manner facilitated the work of the Committee.

**David Goff,  
Chairperson,  
Audit & Risk Committee**





# TECHNICAL SWIMMING COMMITTEE REPORT

## **by Graeme Field, Chairperson**

On behalf of the Technical Swimming Committee (TSC), I have much pleasure in submitting this Annual Report, covering activities for the 2016/17 year.

It was with sadness that the TSC noted the passing of several long standing Technical Officials who individually and collectively have provided many years of service to SNSW and to their respective Clubs and Areas. Sincere condolences are extended to the families and friends of Al Koh, Keith Midgley, Margaret Kniha and Chris Elliott.

The TSC continues to work through the Pathways Document developed in early 2015. This paper sets out the pathway from “grass roots” to FINA level officiating. All the initial recommendations of the Report have been addressed and exceeded in some areas. With the assistance of Ben Ramsden from Abbotsleigh Swim Club, the TSC has produced online Technical Official Courses for Timekeeper, Judge of Strokes, Inspector of Turns, Marshal and Check Starter. It has been very pleasing to see the very high number of candidates registering for the various courses, including candidates from interstate and overseas.

A sub-committee of the TSC has met on a number of occasions during the year and have developed a number of strategies around the broad themes of “Accreditation Pathway” and “Officiating Pathway”. The TSC is currently working through their recommendations.

The TSC welcomed the appointment of John Rohloff to the committee in August 2016. On behalf of the TSC, I must acknowledge the considerable work of John Skene OAM, who retired from the TSC in July. Many thanks John for your significant contributions to the TSC over a number of years.

Five Swimming NSW (SNSW) Officials and a mentor were appointed to the 2016 State Teams Meet and workshops, which were held at the AIS, Canberra. Congratulations to David Cooksley, Sue Worthington, John Williams (Mentor), Phil Johnston, Brett Patrick and Nick Keith. The Meet and Workshops are held over a weekend in Canberra and consist of education sessions and four pool sessions where the Technical Officials are given the opportunity to work

at a SAL meet. Congratulations on your achievements and many thanks to both SAL and SNSW for their continuing support of this important event.

At the conclusion of the State Teams Meet, the SAL TSC held a meeting with representatives from State and Territory Technical Swimming Committees. This was the first time such a meeting was held and was a fantastic initiative. Topics covered included officiating culture, recruitment, development and retention. There was also discussion on how the SAL TSC can work more cohesively with each of the State TSCs in the future.

The Technical Official Development Program was again held during 2016 and built on the success of the initial program in 2015. The 2016 Program culminated with the Achiever's Squad Meet which included 63 participants with Technical Officials coming from every SNSW Area. This was the first full year of the Technical Official Development Program and the TSC has closely reviewed the outcomes to develop and refine the 2017 Program. The Development Program is important in creating peer group ties throughout NSW and in improving and standardising officiating at local levels throughout the State. Since the program's introduction in 2015, 78 Technical Officials have participated.

Over 200 people completed a recent Survey of Technical Officials conducted by SNSW. It was pleasing to see the high number of respondents. It was also pleasing to note the high number of officials who read the Newsletter which the TSC continues to produce every two months. The Newsletter is an important

way to help improve communication between the TSC and Technical Officials by highlighting TSC activities, upcoming events and rule changes. A number of people who responded to the Survey have made comment on the content of the Newsletter, and the TSC is currently working through the comments with the view to incorporating some of the suggestions into future editions.

The Annual Awards dinner was held on 23rd July at the Pullman Hotel, Sydney Olympic Park. Congratulations to the following recipients on their achievements:

**Sue  
Towle**

*Technical Official of the Year*

**Debbie  
Sharpe**

*Berry Rickards Encouragement  
Award*

**Graham  
Taylor**

*Services to Officiating*

**Wakako  
Campese**

*Appreciation Award*

**Ben  
Ramsden**

*ATSC of the Year*

**Brian  
Hosford**

*Open Water Technical Official  
of the Year*

The Technical Officials Forum was held the following day. Guest presenter was Nick Smith, a Sports Scientist from Swimming Queensland. Nick gave a very entertaining and informative presentation covering training and DQs. The TSC has reviewed the feedback received and will use this information to help develop next year's Forum program.



Congratulations to the following NSW Officials on their recent appointments/achievements:

- **Faye Lewis** on her appointment to FINA List 19 (Referee);
- **Cherry Smith** on her appointment to FINA List 19 (Referee) and the 13th FINA World Short Championships in Canada;
- **Dave Cooper** on his appointment to FINA List 19 (Starter);
- **John Hart** on his appointment to the SAL TSC;
- **Ken Jones** on his appointment to the 2016 Olympic Games in Rio;
- **Bill Ford** on being appointed to the 2016 Olympic Games in Rio and the 17th FINA World Swimming Championships in Budapest; and
- **John Rohloff** on his appointment to the 17th FINA World Swimming Championships in Budapest.

Congratulations also to the very capable contingent of Technical Officials from NSW who officiated at the 2016 Oceania Swimming Championships in Fiji; the Junior Pan Pacs in Hawaii and to our officials appointed to the various Australian Championships held during the year.

Thank you to those who have supported the TSC during the year. In particular, thanks to the many Technical Officials

who continue to provide their time and expertise; to assist at many State, National and International meets, as well as the various other meets held throughout the year; the ATSC Coordinators and the members of their Committees whose demanding work ensures the successes of Swimming NSW Technical Officials; and to NSW CEO, Mark Heathcote, President Graham Towle and Board of Directors for their ongoing support.

During the year, Swimming Australia made changes to the National Officiating Accreditation Program (NOAP) to reflect stronger officiating principles. Learner Guides were refreshed to conform with Australian Sports Commission requirements and updated in line with recent FINA Rule changes. The main changes to the Program included the introduction of a written examination and two practical assessments for the Level 1 Referee qualification and written assessments for both Judge of Strokes and Inspector of Turns. While understanding that some Technical Officials may have difficulty undertaking written examinations, the TSC is supportive of the SAL objective to achieve competent officials and the NSW TSC is committed to provide the necessary support to any official to help achieve this outcome.



It is pleasing to see that many people have already successfully completed the examination. Therefore, the TSC has reviewed and updated a number of Training Notes and Exercises to take into account changes to the NOAP and the introduction of the online Technical Official modules.

The 2017 NSW Country Regional Meets were held in Charlestown, Wellington and Unanderra. Numerous assessments were carried out by members of the TSC who attended these meets. Congratulations to all Officials involved and thank you for the hospitality shown to the TSC members.

It was pleasing to see the number of people undertaking training and assessments during the year. At State 13-18 years a large number of officials were successful in their Level 2 Starter and Referee practical assessments and a number were successful in their Level 3 Pre-assessment. The results of successful assessments are as follows :

General Principles	43
Starter Level 1	51
Starter Level 2	8
Starter Level 3	6
Check Starter	99
Clerk of Course (Marshal)	94

Timekeeper	213
Chief Timekeeper	99
Inspector of Turns	31
Judge of Stroke	29
Recorder	38
Referee Level 1	23
Referee Level 2	6
Referee Level 3	5
Referee Open Water	5
Referee Swimming with a Disability	7
Announcer	15
Finish Judge	7
Operator of AOE	15
Meet Manager Operator	12
Assessor	11
Presenter	10
Self-Management for Advanced TO's	4

Before closing, it would be very remiss of me not to thank Cherry Smith who left the SNSW Office after 7 years dedicated commitment. Cherry's departure was a great loss to the TSC as one of her many jobs was to undertake the secretarial role for the TSC. On behalf of the TSC, I would like to thank Cherry for all her hard work in being Secretary to the TSC and in organising so many successful TSC events.

I would also like to welcome Josh Karp, who has taken over from Cherry and wish Josh every success with Swimming NSW.

	Monthly Meeting Attendance April 2016-July 2016 (3 Meetings)	Monthly Meeting Attendance August 2016-March 2017 (6 Meetings)
Graeme Field, Chairperson	3	5
John Hart	3	6
Chris Hayes	3	6
John Skene (OAM)	3	n/a
John Rohloff	n/a	5
John Williams	3	5
Bill Ford	1	5



# COMPETITIONS COMMITTEE REPORT

Neil Rogers, Chairperson

The Swimming NSW Competitions Committee continues to be committed to the ongoing review of Swimming NSW events to ensure the development of the NSW event structure, in line with national events. There has again been outstanding participation across Swimming NSW Championships. This is a tribute to the continued hard work of coaches and athletes. The Committee has continued to review the qualifying standards at NSW Championship events. There have been several new committee members come on board in the last year and this has led to some robust conversations around the committee table. The input has been extremely valuable to ensure we are providing great competition for our swimmers.

The event structure of the NSW Championships has remained stable for the 2016-17 season but there are

indications that there may need to be changes in line with the structures being put in place by Swimming Australia. These will be exciting changes. The NSW State Age Championships, held in December for the first time this season, was a success and something to build on in future years. Over the season, we have seen a steady increase in the numbers of athletes competing at NSW Championships, further indicating the tremendous effort our coaches are doing to prepare our athlete for key NSW events. We hope we are ensuring that our swimmers are prepared for higher level competition.

The Annual Pointscore Banner was hotly contested again this year. This is a prestigious award for clubs to compete for throughout the season, with the emphasis on all club swimmers participating and gaining points to contribute to their club's overall tally.



The NSW Open Championships was our feature swimming event of the summer season and was an outstanding success. Many interstate swimmers attended, wishing to have a 'hit-out' prior to the Australian Open Championships (World Championship Trials). It was great to have the Japanese team on board again this year and they provided some stiff competition for all swimmers. Our NSW swimmers can only benefit from this standard of competition, having to race hard and fast to gain places in finals. Swimming NSW again held its NSW National Prep Meet in March, with the aim of providing swimmers with the opportunity to qualify for and prepare for the upcoming Australian Open and Age Championships.

The Committee continues to develop a long-term calendar in consultation with Swimming Australia and ascta NSW to ensure there is a consistent and reliable event calendar in place and are looking at providing high quality competition

on a regular basis across the season. We value the input of all stakeholders and the calendar allows coaches and athletes to effectively plan their training programs while targeting specific Championship events.

As always, input from Swimming NSW members and coaches is vital to ensure the Committee is providing the best programs and competition for all swimmers. A big thank you to the Technical Officials who officiate at all our meets. They are tireless workers who love the sport and ensure our meets are professionally conducted. Thank you to the Office staff who provide valuable support at all our meets.

**Neil Rogers,  
Chairperson,  
Competitions Committee**

	Monthly Meeting Attendance April 2016-July 2016 (2 meetings)	Monthly Meeting Attendance August 2016-March 2017 (4 meetings)
Neil Rogers, Chairperson	2	3
Gavin Stewart (astca rep.)	2	4
Graham Taylor	2	4
Jennifer Noel	2	4
David Ryan	2	n/a
Leanne Speechley	-	n/a
Mitch Falvey	-	1
Russell Waugh	n/a	4
Philip Jobling	n/a	2

# PROJECTS & MEMBERSHIP COMMITTEE REPORT

by Mark Heathcote, CEO

This year the Projects & Membership Committee continued to deliver current and successful activities as well as developing new ideas and strategies. A key focus this year for the Committee was the development of new initiatives as outlined in the Swimming NSW Operational Plan with the view to providing increased services and benefits to members.

A key project for the Committee this year was the delivery of the Swimming NSW Results App, SwimMate. The Committee felt this was an important service to provide Swimming NSW members for free and were proud to launch the App at the 2016/17 NSW State Age Championships. With over 2000 downloads the App was a great success and with the Android version to be released this year, the Committee looks forward to even further reach for the App.

The Committee assisted Swimming NSW in making further improvements to the overall event experience for members. This work resulted in several administration changes on how event information was disseminated to competitors and spectators with a greater use of social media. The Committee also led the introduction of several new stall holders at various Swimming NSW events to create more of a carnival atmosphere for event attendees.

The Committee is currently working on the “One Swim” concept which is aimed at encouraging





recreational and occasional swimmers to become regular swimming participants by having them register to be part of the OneSwim community. Swimming in a

group whether real or virtual is a great motivator for individuals. Participants of all ages (recreational lap swimmers) are encouraged to complete one 1km swim, once per week. The Committee looks forward to launching this initiative in the year ahead.



The Committee also provided advice to Swimming NSW on the development of the Lane Ropes to Leadership project which will assist Swimming NSW in better understanding its teenage members and developing new events and programs to help us retain these members in our sport.

The Committee would like to thank Swimming NSW staff members Michelle Johnson and Josh Karp for their dedication and support throughout the year.

Furthermore, the encouragement and leadership of the Swimming NSW Board, including President, Graham Towle, demonstrated to the committee that we

have continually achieved the goals and again we thank them for their commitment.

I would also like to personally thank each committee member;

Graham Taylor, David Hansen, David Kennedy, Robert Tweddle and Judy Wartmann for their professional and passionate approach to their duties over the past year. As noted above our focus of the year ahead will be to deliver on a number of projects outlined in our Operational Plan with view to providing additional activities for our existing members as well as driving new members to our sport. The Committee, as always welcomes new ideas and input to ensure that Swimming NSW strives to be the premier swimming state in Australia.

	Monthly Meeting Attendance April 2016-July 2016 (2 meetings)	Monthly Meeting Attendance August 2016-March 2017 (2 meetings)
Jacqui Gilbert	-	n/a
David Hansen	2	2
David Kennedy	1	2
Rob Tweedle	1	1
Judy Wartmann	2	2
Callum Morrison	n/a	1



# SWIMMING NSW CHAMPIONSHIP SUMMARY



## WINTER SEASON 2016

SWIMMING NSW MEET	TEAMS	COMPETITORS	ENTRIES
State Open Short Course	82	497	1490
Metropolitan Short Course	66	1069	4144
Country Short Course	76	804	3535
State Age Short Course	126	1707	5160

## SUMMER SEASON 2016/2017

SWIMMING NSW MEET	TEAMS	COMPETITORS	ENTRIES
Metropolitan	68	1114	4127
Open Water	88	416	456
Country Regional Charlestown	58	424	2541
Country Regional Wellington	40	286	1807
Country Regional Wests Illawarra	48	373	2102
State Age 10-12 Years	135	1257	2361
State Age 13-18 Years	135	1418	5146
Country	103	1112	4286
Speedo Sprint Finals	12	849	2076
State Open	137	869	2965
National Qualifying Meet	96	628	1628
<b>TOTALS</b>	<b>1270</b>	<b>12823</b>	<b>43824</b>

# Swimming New South Wales Limited

ABN 69 111 987 430

Financial Report  
for the year ended 31 March 2017

## Directors' Report

The directors submit the financial report of Swimming New South Wales Limited (the consolidated entity) for the financial year ended 31 March 2017.

### DIRECTORS

The names and details of directors throughout the year and at the date of this report are:

**Mr Graham Towle**, *B Bus, Dip LG Admin, FCPA, Management & Tax Consultant (semi-retired)*. President.  
**Mr Pat Troy**, *Telecommunications Technical Officer (retired)*  
**Mr David Goff**, *CPA, MBA, JP, Manager, NSW public sector (retired)*  
**Mrs Suzanne Bergersen**, *M Ed. Admin, College Director TAFE (retired)*.  
**Mrs Lynn Elliott**, *Accredited Silver Licence coach, Professional Swimming Coach, Vice President ascta (National), Senior Swimming Coach, Pymble Ladies College*  
**Mr Mark Payne**, *B Ec, LLM, Grad Dip Appd Finance & Investment, GAICD, Chief Executive Officer*  
**Mrs Janelle Barnett**, *Office Administration, Payroll Manager, Accredited Level 3 Swimming Referee*  
**Mr Steven Traplin**, *Chief Executive Officer, Groupon Australia /New Zealand*  
**Mr Greg Towle**, *BA Sports Studies, Accredited Gold Licence Coach, Dual Olympic Coach, Head Coach GT Performance Swimming, President asctaNSW, asctaNSW representative*

## Directors' Report (continued)

### DIRECTORS' MEETINGS

The number of meetings of directors (including meetings of committees) held during the year and the numbers of meetings attended by each director were as follows:

	Directors' Meetings	Audit & Risk *	Meetings of Committees Technical Swimming *	Competition *	Projects & Membership *
<b>Number of Meetings Held:</b>	9	8	9	6	4
<b>Number of Meetings Attended:</b>					
Mrs Suzanne Bergersen	7	-	-	2	-
Mr David Goff	8	8	-	-	-
Mrs Lynn Elliott	7	-	-	-	-
Mr Pat Troy	7	-	-	-	-
Mr Steven Traplin	7	-	-	-	-
Mr Greg Towle	6	-	-	-	-
Mr Graham Towle	9	2	4	-	2
Mr Mark Payne	7	6	-	-	-
Mrs Janelle Barnett	9	-	3	2	-

“ \* “ indicates that Swimming New South Wales Limited directors' positions were removed from all Management Committees following a change in the relevant Swimming New South Wales Limited bylaw effective 2nd August 2016.

### CORPORATE INFORMATION

Swimming New South Wales Limited is a company limited by guarantee and domiciled in Australia. The registered office and principal place of business of the company is Unit 29, 11-21 Underwood Road, Homebush, NSW, 2140.

### PRINCIPAL ACTIVITIES

The principal activities of the company during the financial year were:

- To administer, promote and develop the sport of swimming;
- To conduct various swimming championships; and
- To operate a retail outlet for the sale of swimwear and accessories.

### SHORT TERM OBJECTIVES

The company's short term objectives are to:

- Actively grow participation in the sport of swimming;
- Ensure access to water space is optimised for both learn to swim and the sport of swimming;
- Educate, develop and support our coaches;
- Deliver competition and recreational events to the highest standard; and
- Provide a safe, inclusive and respectful environment for all members.



## **Directors' Report (continued)**

### **LONG TERM OBJECTIVES**

The company's long term objectives are to:

- Provide a robust support network for Clubs and Areas to allow them to grow and achieve their objectives;
- Deliver a world class Athlete Development Program sustained improvement for our swimmers at State, National and International competitions;
- Develop our volunteers to the highest standards nationally and retain them in the sport; and
- Develop partnerships that strengthen the value of the swimming brand and grow our sport in NSW.

### **STRATEGY FOR ACHIEVING THE OBJECTIVES**

To achieve these objectives, the company has adopted the following strategies:

- Develop a value proposition that will attract and retain members in our sport;
- Provide greater support to Clubs and Areas through well resourced programs and initiatives;
- Continue to build relationships with aquatic space providers to maximise the space available to swimming;
- Play an active role in the development of swimmers from their first inter-club competition through to international level;
- Provide educational opportunities and environmental support for all levels of coaches;
- Leadership in competition planning and the delivery of swimming events;
- Reduce the barriers for volunteers to participate in our sport;
- Promote, develop and implement our Child and Member Welfare Policies to protect the participants of our sport; and
- Embrace technology to innovate and maximise delivery in events, administration and communication.

### **SIGNIFICANT CHANGES**

There were no significant changes in the state of affairs during the financial year.

### **MEMBERSHIP**

Swimming New South Wales Limited is a company limited by guarantee and without share capital. Member liability is limited to \$1 for payment of debts and liabilities of the company, should the company be wound up.

The number of members as at 31 March 2017 is 33,714 (2016: 31,868).

### **EMPLOYEES**

The company employed 14 full-time employees as at 31 March 2017 (2016: 13).

### **DIVIDENDS**

The company is a not for profit organisation and is prevented by its constitution from paying dividends.

## **Directors' Report (continued)**

### **OPERATING RESULTS**

The net profit from ordinary activities for the consolidated entity amounted to \$39,687 (2016: \$33,130).

The company's financial performance objective is to generate an annual financial return that sustains the business.

### **SIGNIFICANT EVENTS AFTER THE BALANCE DATE**

There have been no significant events occurring after balance date which may affect either the company's operations or results of those operations or the company's state of affairs.

### **LIKELY DEVELOPMENTS AND EXPECTED RESULTS**

The directors do not anticipate any particular development in the operations of the company which will affect the result in subsequent years.

### **INDEMNIFICATION AND INSURANCE OF DIRECTORS**

As outlined in the Swimming New South Wales Limited constitution, the company shall indemnify its directors and employees against all damages and costs, including legal costs, for which any such director may be or become liable to any third party in consequence of any act or omission except wilful misconduct:

- in the case of a director, performed or made whilst acting on behalf of and with the authority, express or implied of the company; and
- in the case of an employee, performed or made in the course of, and within the scope of his or her employment by the company.

The management liability insurance policy taken out by the company provides a limit of \$5,000,000 with an excess of up to \$2,500 for each claim. The cost of the policy was \$25,882 (2016: \$24,872).

### **INDEMNIFICATION OF AUDITORS**

To the extent permitted by law, Swimming New South Wales has agreed to indemnify its auditors, Ernst & Young, as part of the terms of its audit engagement against claims by third parties arising from the audit (for an unspecified amount). No payment has been made to indemnify Ernst & Young during the financial year or since the financial year end.

### **ENVIRONMENTAL REGULATIONS AND PERFORMANCE**

The company is not subject to any particular or significant environmental regulation.

## Directors' Report (continued)

### AUDIT INDEPENDENCE AND NON-AUDIT SERVICES

The directors have received a declaration from the auditor of Swimming New South Wales Limited which can be found on page 75.

Signed in accordance with a resolution of the Board of Directors.



G. Towle  
Director



D. Goff  
Director

Sydney  
Dated 30 May 2017

## Consolidated Statement of Comprehensive Income

FOR THE YEAR ENDED 31 MARCH 2017	Notes	Consolidated Entity	
		2017	2016
		\$	\$
<b>Revenue</b>			
Operating activities	3(i)	3,456,873	3,500,002
Non-operating activities	3(ii)	26,322	36,511
Total revenue		3,483,195	3,536,513
Cost of sales		682,358	619,517
Operating expenses		1,535,222	1,724,683
Employee benefits		1,179,950	1,109,963
Depreciation		45,978	49,220
Total expenses		3,443,508	3,503,383
Net surplus for the year		39,687	33,130
<b>Other comprehensive income</b>			
Unrealised net gain on investments		18,116	-
Other comprehensive income for the year		18,116	-
Total comprehensive income for the year		57,803	33,130

The above Consolidated Statement of Comprehensive Income should be read in conjunction with the accompanying notes.

## Consolidated Statement of Financial Position

AS AT 31 MARCH 2017	Notes	Consolidated Entity	
		2017	2016
		\$	\$
<b>CURRENT ASSETS</b>			
Cash and cash equivalents	5	984,319	959,656
Investments	6	300,000	773,363
Trade and other receivables	7	499,675	434,125
Inventories	8	182,882	147,047
<b>TOTAL CURRENT ASSETS</b>		<b>1,966,876</b>	<b>2,314,191</b>
<b>NON-CURRENT ASSETS</b>			
Investments	6	524,984	-
Property, plant and equipment	9	782,817	811,364
Intangibles	10	21,067	7,900
<b>TOTAL NON-CURRENT ASSETS</b>		<b>1,328,868</b>	<b>819,264</b>
<b>TOTAL ASSETS</b>		<b>3,295,744</b>	<b>3,133,455</b>
<b>CURRENT LIABILITIES</b>			
Trade and other payables	11	955,514	862,258
Provisions	12	162,295	109,178
<b>TOTAL CURRENT LIABILITIES</b>		<b>1,117,809</b>	<b>971,436</b>
<b>NON-CURRENT LIABILITIES</b>			
Provisions	12	38,236	80,123
<b>TOTAL NON-CURRENT LIABILITIES</b>		<b>38,236</b>	<b>80,123</b>
<b>TOTAL LIABILITIES</b>		<b>1,156,045</b>	<b>1,051,559</b>
<b>NET ASSETS</b>		<b>2,139,699</b>	<b>2,081,896</b>
<b>ACCUMULATED FUNDS</b>			
Opening balance		2,081,896	2,048,766
Net surplus for the year		39,687	33,130
Available-for-sale reserve		18,116	-
<b>TOTAL ACCUMULATED FUNDS</b>		<b>2,139,699</b>	<b>2,081,896</b>

The above Consolidated Statement of Financial Position should be read in conjunction with the accompanying notes.



## Consolidated Statement of Cash Flows

FOR THE YEAR ENDED 31 MARCH 2017	Notes	Consolidated Entity 2017	2016
		\$	\$
<b>CASH FLOWS FROM OPERATING ACTIVITIES</b>			
Receipts from members, customers, sponsors and government		3,551,736	3,636,510
Payments to suppliers and employees		(3,487,479)	(3,815,550)
NET CASH FLOWS FROM OPERATING ACTIVITIES	5	64,257	(179,040)
<b>CASH FLOWS FROM INVESTING ACTIVITIES</b>			
Payments for property, plant and equipment		(30,598)	(43,178)
Interest received		17,641	36,511
Proceeds from investments		523,363	-
Payments for investments		(550,000)	-
NET CASH FLOWS FROM INVESTING ACTIVITIES		(39,594)	(6,667)
NET INCREASE / (DECREASE) IN CASH HELD		24,663	(185,707)
Add opening cash brought forward		959,656	1,145,363
<b>CLOSING CASH CARRIED FORWARD</b>	5	984,319	959,656

The above Consolidated Statement of Cash Flows should be read in conjunction with the accompanying notes.

## Consolidated Statement of Changes in Equity

For the year ended 31 March 2017

	<i>Retained earnings</i>	<i>Available-for- sale reserve</i>	<i>Total members' funds</i>
	\$	\$	\$
<b>At 31 March 2015</b>	2,048,766	-	2,048,766
Surplus for the year	33,130	-	33,130
Other comprehensive income	-	-	-
<b>Total Comprehensive Income as at 31 March 2016</b>	<b>2,081,896</b>	<b>-</b>	<b>2,081,896</b>
<b>At 31 March 2016</b>	2,081,896	-	2,081,896
Surplus for the year	39,687	-	39,687
Other comprehensive income	-	18,116	18,116
<b>Total Comprehensive Income as at 31 March 2017</b>	<b>2,121,583</b>	<b>18,116</b>	<b>2,139,699</b>

The above Consolidated Statement of Changes in Equity should be read in conjunction with the accompanying notes.

## Notes to the Financial Statements

FOR THE YEAR ENDED 31 MARCH 2017

### 1. CORPORATE INFORMATION

The consolidated financial report of Swimming New South Wales Limited and its controlled entities (the consolidated entity) for the year ended 31 March 2017 was authorised for issue in accordance with a resolution of the Directors on 30 May 2017.

Swimming New South Wales Limited (the Company) is a company limited by guarantee and without share capital. It is incorporated and domiciled in Australia.

The nature of the operations and principal activities of the Company are described in the Directors' Report.

### 2. SUMMARY OF SIGNIFICANT ACCOUNTING POLICIES

#### (a) Basis of preparation

The consolidated financial report is a general purpose financial report, which has been prepared in accordance with the requirements of the Corporations Act 2001, Australian Accounting Standards – Reduced Disclosure Requirements and other authoritative pronouncements of the Australian Accounting Standards Board. The consolidated financial report has also been prepared on an accruals basis and is based on historical costs.

The consolidated financial report is presented in Australian dollars.

#### (b) Statement of compliance

The consolidated entity has adopted AASB 1053 Application of Tiers of Australian Accounting Standards and AASB 2010-2 Amendments to Australian Accounting Standards arising from Reduced Disclosure Requirements for the financial year.

The consolidated entity is a not-for-profit entity which is not publicly accountable. Therefore the consolidated financial report of the consolidated entity is a tier two general purpose financial report which has been prepared in accordance with Australian Accounting Standards – Reduced Disclosure Requirements (AASB – RDRs) (including Australian interpretations) adopted by the Australian Accounting Standards Board (AASB) and the Corporations Act 2001.

The consolidated financial report complies with Australian Accounting Standards. Australian Accounting Standards contain requirements specific to not-for profit entities, including Standards AASB 116 Property, Plant and Equipment, AASB 136 Impairment of Assets and AASB 1004 Contributions.

#### (c) Basis of consolidation

For the year ended 31 March 2017, the consolidated financial report incorporates the financial statements of the Company and the entities controlled by the Company, including New South Wales Swimming Nominees Pty Ltd, NSW Swimming Foundation Trust and Swimming NSW Aquatic Management Pty Ltd.

Control is achieved where the Company has the power to govern the financial and operating policies of an entity so as to obtain benefits from its activities. The results of the subsidiaries included in the consolidated statement of comprehensive income are from the effective date of acquisition. All intra-group transactions, balances, income and expenses are eliminated in full on consolidation. In the separate financial statements of the Company, all intra-group transactions are generally accounted for by reference to the existing book value of the items.

## Notes to the Financial Statements (continued)

FOR THE YEAR ENDED 31 MARCH 2017

### 2. SUMMARY OF SIGNIFICANT ACCOUNTING POLICIES (CONTINUED)

#### (d) Changes in accounting policy, disclosures, standards and interpretations

The accounting policies adopted are consistent with those of the previous year, unless otherwise stated.

Several new accounting standards and amendments apply for the first time in 2016/17. The consolidated entity has not yet assessed the impact of the new accounting standards and amendments on the consolidated financial report of the consolidated entity.

#### (e) Cash and cash equivalents

Cash and short term deposits in the balance sheet comprise cash at bank and on hand and short term deposits with an original maturity of three months or less.

For the purposes of the consolidated statement of cash flows, cash and cash equivalents consist of cash and cash equivalents as defined above, net of outstanding bank overdrafts.

#### (f) Trade and other receivables

Trade Receivables, which generally have 30-60 day terms, are recognised and carried at original invoice amount less an allowance for any uncollectible amounts.

An allowance for doubtful debts is made when there is objective evidence that the consolidated entity will not be able to collect the debts. Bad debts are written off when identified.

#### (g) Investments and other financial assets

Investments consist of term deposits held with Australian financial institutions with a maturity date greater than three months.

The consolidated entity has classified its financial assets as available-for-sale financial assets. The classification depends on the purpose for which the investments were acquired. Management determines the classification of its investments at initial recognition.

##### *Available-for-sale financial assets*

Available-for-sale financial assets, comprising principally marketable equity securities, are non-derivatives that are either designated in this category or not classified in any of the other categories. They are included in non-current assets unless the investment matures or management intends to dispose of the investment within 12 months of the end of the reporting period. Investments are designated as available-for-sale if they do not have fixed maturities and fixed or determinable payments and management intends to hold them for the medium to long-term.

#### (i) Recognition and derecognition

Financial assets are recognised on trade-date, the date on which the consolidated entity commits to purchase or sell the asset. Financial assets are derecognised when the rights to receive the cash flows from the financial assets have expired or have been transferred and the consolidated entity has transferred substantially all the risks and rewards of ownership.

When securities classified as available-for-sale are sold, the accumulated fair value adjustments recognised in other comprehensive income are reclassified to profit or loss as gains and losses from investment securities.



## Notes to the Financial Statements (continued)

FOR THE YEAR ENDED 31 MARCH 2017

### 2. SUMMARY OF SIGNIFICANT ACCOUNTING POLICIES (CONTINUED)

#### (ii) Measurement

Available-for-sale financial assets are subsequently carried at fair value. Gains or losses arising from changes in the fair value are recognised as follows:

- for available-for-sale financial assets that are monetary securities denominated in a foreign currency – translation differences related to changes in the amortised cost of the security are recognised in profit or loss and other changes in the carrying amount are recognised in other comprehensive income

- for other monetary and non-monetary securities classified as available-for-sale – in other comprehensive income

Dividend income and interest income from these available-for-sale financial assets is recognised in profit or loss as part of non-operating revenue when the consolidated entity's right to receive payments is established.

#### (iii) Impairment

If there is objective evidence of impairment for available-for-sale financial assets, where for available-for-sale assets a prolonged decline in the fair value of securities is considered an indicator that the assets are impaired, the cumulative loss is removed from equity as other comprehensive income and recognised in profit or loss as an impairment expense.

#### (h) Inventories

Trading stock is valued at the lower of cost and net realisable value. Inventories which are not treated as trading stock are held at cost.

#### (i) Intangibles

Intangible assets acquired are initially measured at cost.

The useful lives of intangible assets are assessed to be either finite or infinite. Intangible assets with finite lives are amortised over a 3 to 5 year useful life and tested for impairment whenever there is indication that the intangible asset may be impaired. The amortisation period and the amortisation method for an intangible asset with a finite useful life are reviewed at least at each financial year end. The amortisation expense on intangible assets with finite lives is recognised in the consolidated statement of comprehensive income in the expense category consistent with the function of the intangible asset.

#### (j) Trade and other payables

Liabilities are recognised for amounts to be paid in the future for goods and services received, whether or not billed to the company. Trade account payables are settled within 30 days.

#### (k) Provisions

Provisions are recognised when the consolidated entity has a present obligation (legal or constructive) as a result of past event, it is probable that an outflow of resources embodying economic benefits will be required to settle the obligation and a reliable estimate can be made of the amount of the obligation.

If the effect of the time value of money is material, provisions are discounted using a current rate that reflects the risk specific to the liability.



## Notes to the Financial Statements (continued)

FOR THE YEAR ENDED 31 MARCH 2017

### 2. SUMMARY OF SIGNIFICANT ACCOUNTING POLICIES (CONTINUED)

#### (l) Lease

Operating lease payments are recognised as an expense in the consolidated statement of comprehensive income on a straight line basis over the lease term.

#### (m) Property, plant and equipment

Buildings are stated at cost less accumulated depreciation and any impairment in value.

Plant and equipment are measured at cost less accumulated depreciation.

##### (i) Depreciation

Items of property, plant and equipment are depreciated over their estimated useful lives.

The depreciation rates and methods used for each class of asset, for the current and previous years, are as follows:

	<b>Depreciation rate</b>	<b>Depreciation method</b>
Building	2.5%	Straight line
Motor vehicles	33%	Straight line
Office equipment	10%-33%	Straight line
Pool technical equipment	18%-33%	Straight line

##### (ii) Impairment

The carrying values of property, plant and equipment are reviewed for impairment at each reporting date, with recoverable amount being estimated when events or changes in circumstances indicate that the carrying value may be impaired.

The recoverable amount of property, plant and equipment is the higher of fair value less costs to sell and value in use. In assessing the value in use the estimated future cash flows are discounted to their present value using a discount rate that reflects current market assessments of the time value of money and the risk specific to the asset.

For an asset that does not generate largely independent cash inflows, recoverable amount is determined for the cash generating unit to which the asset belongs, unless the asset's value in use can be estimated to be close to its fair value.

An impairment exists when the carrying value of an asset or cash generating units exceeds its estimated recoverable amount. The asset or cash generating unit is then written down to its recoverable amount. For property, plant and equipment losses are recognised in the consolidated statement of comprehensive income.

##### (iii) Derecognition and disposal

An item of property, plant and equipment is derecognised upon disposal or when no further future economic benefits are expected from its use or disposal.

Any gain or loss arising on derecognition of the asset (calculated as the difference between the net disposal proceeds and the carrying amount of the assets) is included in the consolidated statement of comprehensive income in the year the asset is derecognised.

## Notes to the Financial Statements (continued)

FOR THE YEAR ENDED 31 MARCH 2017

### 2. SUMMARY OF SIGNIFICANT ACCOUNTING POLICIES (CONTINUED)

#### (n) Taxation

The company is a non-profit organisation formed for the development of swimming and is exempt from income tax. The company is registered for GST.

#### (o) Employee entitlements

##### (i) Wages, salaries, annual leave and time in lieu

Liabilities for wages, salaries, time in lieu and annual leave expected to be settled within 12 months of the reporting date are recognised in trade and other payables and provisions in respect of employees' services up to the reporting date. They are measured at the amounts expected to be paid when the liabilities are settled.

##### (ii) Long service leave

The liability for long service leave is recognised in the provision for employees' benefits and measured as the present value of expected future payments to be made in respect of services provided by employees up to the reporting date. Consideration is given to expected future wage and salary levels, experience of employee departures, and periods of service. Expected future payments are discounted using the market yields at the reporting date on notional government bonds with terms to maturity and currencies that match, as closely as possible, the estimated future cash outflows.

#### (p) Recognition of Revenue

All revenue is recognised to the extent that it is probable that the economic benefits will flow to the company and the revenue can be reliably measured.

#### (q) Government grants

Government grants are recognised where there is reasonable assurance that the grant will be received and all attached conditions will be complied with. When the grant relates to an expense item, it is recognised as income on a systematic basis over the periods that the related costs, for which it is intended to compensate, are expensed. When the grant relates to an asset, it is recognised as income in equal amounts over the expected useful life of the related asset.

## Notes to the Financial Statements (continued)

FOR THE YEAR ENDED 31 MARCH 2017

### 2. SUMMARY OF SIGNIFICANT ACCOUNTING POLICIES (CONTINUED)

#### (r) Other taxation

Revenue, expenses and assets are recognised net of the amount of GST except:

- When the GST incurred on a purchase of goods and services is not recoverable from the taxation authority, in which case the GST is recognised as part of the cost of acquisition of the asset or as part of the expense item as applicable; and
- Receivables and payables, which are stated with the amount of GST included.

The net amount of GST recoverable from, or payable to, the taxation authority is included as part of receivables or payables in the balance sheet.

Cash flows are included in the consolidated statement of cash flows on a gross basis and the GST component of cash flows arising from investing and financing activities, which is recoverable from, or payable to, the taxation authority are classified as operating cash flows.

Commitments and contingencies are disclosed net of the amount of GST recoverable from, or payable to the taxation authority.

#### (s) Reserves

The accumulated changes in fair value of available-for-sale financial assets are shown in the Available-for-sale reserve account on the consolidated statement of financial position and consolidated statement of changes in equity.

Any gains or losses arising from the disposal of available-for-sale financial assets are recognised in profit or loss as income in the period in which the gain or loss is realised.

#### (t) Comparatives

Where necessary, comparatives have been reclassified and repositioned for consistency with current year disclosures.

## Notes to the Financial Statements (continued)

FOR THE YEAR ENDED 31 MARCH 2017

	<b>Consolidated Entity</b>	
	<b>2017</b>	<b>2016</b>
	<b>\$</b>	<b>\$</b>
<b>3. REVENUE</b>		
(i) Operating activities		
Retail sales revenue	1,159,033	1,123,004
Registration fees	1,004,088	948,830
Swim meet income	871,113	803,796
Coaching	9,959	11,819
Donations, sponsorships and government grants	409,341	609,141
Advertising	518	860
Other	2,821	2,552
	<u>3,456,873</u>	<u>3,500,002</u>
(ii) Non-operating activities		
Interest received	19,324	36,511
Dividends and distributions received	6,998	-
	<u>26,322</u>	<u>36,511</u>
Total revenue	<u>3,483,195</u>	<u>3,536,513</u>
<b>4. EXPENSES</b>		
Depreciation	<u>45,978</u>	<u>49,220</u>
<b>5. CASH AND CASH EQUIVALENTS</b>		
Cash on hand	2,500	2,500
Cash at bank <sup>†</sup>	<u>981,819</u>	<u>957,156</u>
	<u>984,319</u>	<u>959,656</u>

Cash at bank earns interest at floating rates based on daily bank deposit rates.



## Notes to the Financial Statements (continued)

FOR THE YEAR ENDED 31 MARCH 2017

	<b>Consolidated Entity</b>	
	<b>2017</b>	<b>2016</b>
	<b>\$</b>	<b>\$</b>
<b>5. CASH AND CASH EQUIVALENTS (CONTINUED)</b>		
<b>CASH FLOW INFORMATION</b>		
<b>Reconciliation of Net Surplus to Net Cash Flows from Operations</b>		
Net surplus	39,687	33,130
Non-cash flows in net surplus		
Depreciation	43,345	49,220
Amortisation of intangibles	2,633	-
Interest received	(17,641)	(36,511)
Net investment income	(6,867)	-
Changes in assets and liabilities:		
(Increase) in receivables	(65,551)	(109,467)
(Increase) in inventories	(35,835)	(4,867)
Increase / (Decrease) in creditors and accruals	93,256	(131,649)
Increase in provisions	11,230	21,104
Cash flows from operations	<u>64,257</u>	<u>(179,040)</u>

\*Cash held by the NSW Swimming Foundation Trust, a discretionary trust, is only available for use by Swimming New South Wales Limited if the Trustee of the Trust, NSW Swimming Nominees Pty Limited makes, at its discretion, trust distributions, grants, or loans to Swimming New South Wales Limited. The Trustee is a controlled entity of Swimming New South Wales Limited. At year end, the NSW Swimming Foundation Trust held \$303,894 (2016: \$278,207) in cash balances.

## 6. INVESTMENTS

<b>Current</b>		
Term deposits	<u>300,000</u>	<u>773,363</u>
<b>Non-Current</b>		
Available-for-sale financial assets	<u>524,984</u>	<u>-</u>

Cash on deposit has a maturity date greater than three months. Interest is received on these investments.

## Notes to the Financial Statements (continued)

FOR THE YEAR ENDED 31 MARCH 2017

	Consolidated Entity	
	2017	2016
	\$	\$
<b>7. TRADE AND OTHER RECEIVABLES</b>		
Trade debtors	245,714	186,857
Allowance for impairment loss (a)	(2,016)	(2,132)
	243,698	184,725
Prepayments	142,793	88,229
Other Receivables	113,184	161,171
	499,675	434,125

**(a) Allowance for impairment loss**

Movements in the provision for impairment loss were as follows:

At 1 April	2,132	2,132
Amounts provided for	838	220
Amounts written off	(954)	(220)
At 31 March	2,016	2,132

**8. INVENTORIES**

Swim trade	30,802	38,837
Speedo swim shop stock	152,080	108,210
	182,882	147,047

## Notes to the Financial Statements (continued)

FOR THE YEAR ENDED 31 MARCH 2017

	<b>Consolidated Entity</b>	
	<b>2017</b>	<b>2016</b>
	<b>\$</b>	<b>\$</b>
<b>9. PROPERTY, PLANT AND EQUIPMENT</b>		
Land and Building – at cost	1,023,923	1,023,923
Less: Accumulated depreciation	(298,059)	(272,461)
	<u>725,864</u>	<u>751,462</u>
Motor vehicle – at cost	26,423	26,423
Less: Accumulated depreciation	(26,423)	(26,423)
	<u>-</u>	<u>-</u>
Office equipment – at cost	306,058	289,195
Less: Accumulated depreciation	(265,500)	(248,197)
	<u>40,558</u>	<u>40,998</u>
Pool technical equipment – at cost	160,954	158,019
Less: Accumulated depreciation	(144,559)	(139,115)
	<u>16,395</u>	<u>18,904</u>
Total Property, Plant and Equipment -at cost	1,517,358	1,497,560
Less: Accumulated depreciation	(734,541)	(686,196)
	<u>782,817</u>	<u>811,364</u>

## Notes to the Financial Statements (continued)

FOR THE YEAR ENDED 31 MARCH 2017

### 9. PROPERTY, PLANT AND EQUIPMENT (CONTINUED)

	Consolidated Entity	
	2017	2016
	\$	\$
<b>(a) Movements in carrying amounts</b>		
Movements in the carrying amounts for each class of property, plant and equipment between the beginning and the end of the current financial year:		
Land and Building		
Balance at the beginning of year	751,462	777,060
Depreciation	(25,598)	(25,598)
Carrying amount at the end of the year	725,864	751,462
Motor vehicles		
Balance at the beginning of year	-	-
Depreciation	-	-
Disposals	-	-
Carrying amount at the end of the year	-	-
Office equipment		
Balance at the beginning of year	40,998	38,063
Additions	11,863	21,511
Depreciation	(12,303)	(18,576)
Carrying amount at the end of the year	40,558	40,998
Pool technical equipment		
Balance at the beginning of year	18,904	10,184
Additions	2,935	13,766
Depreciation	(5,444)	(5,046)
Carrying amount at the end of the year	16,395	18,904
Total carrying amount at the end of the year	782,817	811,364
<b>10. INTANGIBLES</b>		
Intangibles	23,700	7,900
Less: Accumulated amortisation	(2,633)	-
	21,067	7,900

Intangibles represent the development costs of the Swimming New South Wales Limited “SwimMate” digital app.

## Notes to the Financial Statements (continued)

FOR THE YEAR ENDED 31 MARCH 2017

	Consolidated Entity	
	2017	2016
	\$	\$
<b>11. TRADE AND OTHER PAYABLES (CURRENT)</b>		
<b>Current</b>		
Registration fees and subscriptions received in advance	470,850	432,079
Creditors and accruals	484,664	430,179
	<u>955,514</u>	<u>862,258</u>

Trade payables are non interest bearing and are normally settled on 30 day terms.

### 12. PROVISIONS

<b>Current</b>		
Employee entitlements - Annual leave and time in lieu	116,589	109,178
Employee entitlements – Long service leave	45,706	-
	<u>162,295</u>	<u>109,178</u>
<b>Non-Current</b>		
Employee entitlements - Long service leave	38,236	80,123

### 13. TRANSACTIONS WITH RELATED PARTIES

#### Key Management Personnel

Key management personnel are those persons having authority and responsibility for planning, directing and controlling activities of the Company. They consist of directors and executives.

Executives are full-time paid employees of the Company. All other positions are honorary and accordingly those directors received no remuneration.

#### Key Management Personnel Remuneration

	Salary	Superannuation	Total
2017	461,984	43,406	505,390
2016	427,794	40,641	468,435



## Notes to the Financial Statements (continued)

FOR THE YEAR ENDED 31 MARCH 2017

### 14. AUDITOR'S REMUNERATION

	<b>Consolidated Entity</b>	
	<b>2017</b>	<b>2016</b>
	\$	\$
Amounts received or due & receivable by Ernst & Young Australia for:		
- an audit of the financial report of the consolidated entity	31,000	28,500
	<u>31,000</u>	<u>28,500</u>

### 15. COMMITMENTS AND CONTINGENCIES

#### Operating lease commitments

The consolidated entity has entered into a lease on photocopier equipment.

The lease has an average life of 5 years with renewal included in the contracts.

There are no restrictions placed upon the lessee by entering into this lease.

Future minimum rentals payable under non-cancellable operating leases as at 31 March are as follows:

	<b>Consolidated Entity</b>	
	<b>2017</b>	<b>2016</b>
	\$	\$
Within one year	35,004	35,004
After one year but not more than five years	78,759	113,763
	<u>113,763</u>	<u>148,767</u>

#### Contingent liabilities

At 31 March 2017 the Group has a contingent liability of \$10,000 in the form of a bank guarantee as security for the lease of retail space at SOPAC. This expires on 30 June 2020.

## Notes to the Financial Statements (continued)

FOR THE YEAR ENDED 31 MARCH 2017

### 16. PARENT ENTITY INFORMATION

Information relating to Swimming New South Wales Limited:

	2017 \$	2016 \$
Current assets	1,729,782	2,102,077
Total assets	2,330,720	2,167,512
Current liabilities	1,115,587	969,258
Total liabilities	1,153,823	1,049,381
Members accumulated surplus	1,176,897	1,118,131
Total surplus for the year	40,650	34,269

The parent entity has resolved to guarantee the debts of Swimming NSW Aquatic Management Pty Ltd as and when they fall due. The parent entity has not resolved to guarantee the debts of any other subsidiaries.

The parent entity has a contingent liability as per note 15.

The contractual commitments of the parent entity are as per note 15.

## Directors' Declaration

In the opinion of the directors of Swimming New South Wales Limited:

- (a) the financial statements and notes, set out on pages 56 to 73, are in accordance with the Corporations Act 2001, including:
  - (i) giving a true and fair view of the financial position of the consolidated entity as at 31 March 2017 and of its performance, as represented by the results of its operations and its cash flows, for the year ended on that date; and
  - (ii) complying with Australian Accounting Standards Reduced Disclosure Requirements and the Corporations Regulations 2001; and
- (b) there are reasonable grounds to believe that the company will be able to pay its debts as and when they become due and payable.

Signed in accordance with a resolution of the directors.



G. Towle  
Director



D. Goff  
Director

Sydney  
Dated: 30 May 2017



Ernst & Young  
200 George Street  
Sydney NSW 2000 Australia  
GPO Box 2646 Sydney NSW 2001

Tel: +61 2 9248 5555  
Fax: +61 2 9248 5959  
ey.com/au

## Auditor's Independence Declaration to the Directors of Swimming New South Wales Limited

As lead auditor for the audit of Swimming New South Wales Limited for the financial year ended 31 March 2017, I declare to the best of my knowledge and belief, there have been:

- a) no contraventions of the auditor independence requirements of the *Corporations Act 2001* in relation to the audit; and
- b) no contraventions of any applicable code of professional conduct in relation to the audit.

This declaration is in respect of Swimming New South Wales Limited and the entities it controlled during the financial year.

Ernst & Young

Daniel Cunningham  
Partner  
30 May 2017

## Independent Auditor's Report to the Members of Swimming New South Wales Limited

### Opinion

We have audited the financial report of Swimming New South Wales Limited (the Company) and its subsidiaries (collectively the Group), which comprises the consolidated statement of financial position as at 31 March 2017, the consolidated statement of comprehensive income, consolidated statement of changes in equity and consolidated statement of cash flows for the year then ended, notes to the financial statements, including a summary of significant accounting policies, and the directors' declaration.

In our opinion, the accompanying financial report of the Group is in accordance with the *Corporations Act 2001*, including:

- a) giving a true and fair view of the consolidated financial position of the Group as at 31 March 2017 and of its consolidated financial performance for the year ended on that date; and
- b) complying with Australian Accounting Standards - Reduced Disclosure Requirements and the *Corporations Regulations 2001*.

### Basis for Opinion

We conducted our audit in accordance with Australian Auditing Standards. Our responsibilities under those standards are further described in the *Auditor's Responsibilities for the Audit of the Financial Report* section of our report. We are independent of the Group in accordance with the auditor independence requirements of the *Corporations Act 2001* and the ethical requirements of the Accounting Professional and Ethical Standards Board's APES 110 *Code of Ethics for Professional Accountants* (the Code) that are relevant to our audit of the financial report in Australia. We have also fulfilled our other ethical responsibilities in accordance with the Code.

We believe that the audit evidence we have obtained is sufficient and appropriate to provide a basis for our opinion.

### Information Other than the Financial Report and Auditor's Report Thereon

The directors are responsible for the other information. The other information comprises the Director's Report and the Income and Expenditure Account accompanying the financial report.

Our opinion on the financial report does not cover the other information and accordingly we do not express any form of assurance conclusion thereon.

In connection with our audit of the financial report, our responsibility is to read the other information and, in doing so, consider whether the other information is materially inconsistent with the financial report or our knowledge obtained in the audit or otherwise appears to be materially misstated.



If, based on the work we have performed, we conclude that there is a material misstatement of this other information, we are required to report that fact. We have nothing to report in this regard.

## **Responsibilities of the Directors for the Financial Report**

The directors of the Company are responsible for the preparation of the financial report that gives a true and fair view in accordance with Australian Accounting Standards - Reduced Disclosure Requirements and the *Corporations Act 2001* and for such internal control as the directors determine is necessary to enable the preparation of the financial report that gives a true and fair view and is free from material misstatement, whether due to fraud or error.

In preparing the financial report, the directors are responsible for assessing the Group's ability to continue as a going concern, disclosing, as applicable, matters relating to going concern and using the going concern basis of accounting unless the directors either intend to liquidate the Group or to cease operations, or have no realistic alternative but to do so.

## **Auditor's Responsibilities for the Audit of the Financial Report**

Our objectives are to obtain reasonable assurance about whether the financial report as a whole is free from material misstatement, whether due to fraud or error, and to issue an auditor's report that includes our opinion. Reasonable assurance is a high level of assurance, but is not a guarantee that an audit conducted in accordance with the Australian Auditing Standards will always detect a material misstatement when it exists. Misstatements can arise from fraud or error and are considered material if, individually or in the aggregate, they could reasonably be expected to influence the economic decisions of users taken on the basis of this financial report.

As part of an audit in accordance with the Australian Auditing Standards, we exercise professional judgment and maintain professional scepticism throughout the audit. We also:

- Identify and assess the risks of material misstatement of the financial report, whether due to fraud or error, design and perform audit procedures responsive to those risks, and obtain audit evidence that is sufficient and appropriate to provide a basis for our opinion. The risk of not detecting a material misstatement resulting from fraud is higher than for one resulting from error, as fraud may involve collusion, forgery, intentional omissions, misrepresentations, or the override of internal control.
- Obtain an understanding of internal control relevant to the audit in order to design audit procedures that are appropriate in the circumstances, but not for the purpose of expressing an opinion on the effectiveness of the Group's internal control.
- Evaluate the appropriateness of accounting policies used and the reasonableness of accounting estimates and related disclosures made by the directors.



- Conclude on the appropriateness of the directors' use of the going concern basis of accounting and, based on the audit evidence obtained, whether a material uncertainty exists related to events or conditions that may cast significant doubt on the Group's ability to continue as a going concern. If we conclude that a material uncertainty exists, we are required to draw attention in our auditor's report to the related disclosures in the financial report or, if such disclosures are inadequate, to modify our opinion. Our conclusions are based on the audit evidence obtained up to the date of our auditor's report. However, future events or conditions may cause the Group to cease to continue as a going concern.
- Evaluate the overall presentation, structure and content of the financial report, including the disclosures, and whether the financial report represents the underlying transactions and events in a manner that achieves fair presentation.
- Obtain sufficient appropriate audit evidence regarding the financial information of the entities or business activities within the Group to express an opinion on the financial report. We are responsible for the direction, supervision and performance of the Group audit. We remain solely responsible for our audit opinion.

We communicate with the directors regarding, among other matters, the planned scope and timing of the audit and significant audit findings, including any significant deficiencies in internal control that we identify during our audit.

Ernst & Young

Daniel Cunningham  
Partner  
Sydney  
30 May 2017



Ernst & Young  
200 George Street  
Sydney NSW 2000 Australia  
GPO Box 2646 Sydney NSW 2001

Tel: +61 2 9248 5555  
Fax: +61 2 9248 5959  
ey.com/au

## DISCLAIMER ON ADDITIONAL FINANCIAL INFORMATION

The additional financial information, being the attached Supplementary Information to the Financial Statements, has been compiled by the management of Swimming New South Wales Limited.

No audit or review has been performed by us and accordingly no assurance is expressed.

To the extent permitted by law, we do not accept liability for any loss or damage which any person, other than Swimming New South Wales Limited may suffer arising from any negligence on our part. No person should rely on the additional financial information without having an audit or review conducted.

Ernst & Young  
30 May 2017

## Income and Expenditure Account

FOR THE YEAR ENDED 31  
MARCH 2017

	Consolidated Entity		Parent Entity	
	2017	2016	2017	2016
	\$	\$	\$	\$
<b>Income</b>				
Sales				
Swim Trade Events	263,072	190,184	263,072	190,184
Speedo Swim Shop	895,961	932,820	895,961	932,820
	<u>1,159,033</u>	<u>1,123,004</u>	<u>1,159,033</u>	<u>1,123,004</u>
Cost of goods sold				
Opening stock	147,047	142,180	147,047	142,180
Add: Purchases				
Swim Trade	172,373	106,418	172,373	106,418
Speedo Swim Shop	545,820	517,966	545,820	517,966
	<u>718,193</u>	<u>624,384</u>	<u>718,193</u>	<u>624,384</u>
Less: Closing stock	(182,882)	(147,047)	(182,882)	(147,047)
Total costs of goods sold	<u>682,358</u>	<u>619,517</u>	<u>682,358</u>	<u>619,517</u>
Gross profit	<u>476,675</u>	<u>503,487</u>	<u>476,675</u>	<u>503,487</u>
Direct retail expenses				
Speedo swim shop				
Licence fee – SOPAC	224,054	225,475	224,054	225,475
Salaries	119,717	125,999	119,717	125,999
Other	27,456	28,772	27,456	28,772
	<u>371,227</u>	<u>380,246</u>	<u>371,227</u>	<u>380,246</u>
<b>Profit from retail operations</b>	<u>105,448</u>	<u>123,241</u>	<u>105,448</u>	<u>123,241</u>
Other income				
Administration income	236	145	236	145
Affiliation fees	64,791	63,856	64,791	63,856
Coaching courses	9,959	11,819	9,959	11,819
Donations, sponsorships and government grants	409,341	609,141	409,341	609,141
Electronic timing equipment hire	33,186	33,236	33,186	33,236
Interest received	19,324	36,511	16,623	32,813
Dividends received	1,962	-	1,962	-
Registration fees	939,297	884,974	939,297	884,974
Swim meet income	837,927	770,560	837,927	770,560
Swimmer advertising / subscriptions	518	860	518	860
Trust Distribution	5,036	-	64,626	59,847
Other	2,585	2,407	2,585	2,407
	<u>2,324,162</u>	<u>2,413,509</u>	<u>2,381,051</u>	<u>2,469,658</u>
Total income	<u>2,429,610</u>	<u>2,536,750</u>	<u>2,486,499</u>	<u>2,592,899</u>

**FOR THE YEAR ENDED 31  
MARCH 2017**

	<b>Consolidated Entity</b>		<b>Parent Entity</b>	
	<b>2017</b>	<b>2016</b>	<b>2017</b>	<b>2016</b>
	<b>\$</b>	<b>\$</b>	<b>\$</b>	<b>\$</b>
<b>Less Expenditure</b>				
Accounting expenses	47	46	47	46
Annual General Meeting expenses	11,631	10,040	11,631	10,040
Apparel	375	868	375	868
Audit fees	31,030	30,475	31,030	30,475
Bad debts	838	-	838	-
Bank charges	6,725	4,564	6,328	3,909
Club development expenses	57,767	56,988	57,767	56,988
Coaching courses	4,197	6,307	4,197	6,307
Coach development expenses	26,082	6,345	26,082	6,345
Committee expenses	8,103	9,209	8,103	9,209
Computer software	25,530	23,998	25,530	23,998
CRM expenses	69,986	35,006	69,986	35,006
Depreciation	45,978	49,220	20,078	23,320
Directors' expenses	13,633	13,894	13,633	13,894
Area development grants	50,541	50,031	50,541	50,031
Electronic timing equipment	16,118	14,607	16,118	14,607
Chief Executive Officer's expenses	4,471	1,388	4,471	1,388
ETS development program expenses	33,793	39,667	33,793	39,667
Fringe benefits tax	-	(2,500)	-	(2,500)
General	46,647	54,528	39,984	53,752
Holiday pay and long service leave	88,545	96,722	88,545	96,722
Insurance – members	89,163	85,898	89,163	85,898
Insurance – office	30,528	27,634	30,528	27,634
ISP program expenses	-	219,939	-	219,939
Marketing & Promotions expenses	10,813	6,551	10,813	6,551
Motor vehicles	5,928	6,146	5,928	6,146
NSWIS grants	25,000	18,750	25,000	18,750
Office equipment rental and supplies	43,980	49,306	43,980	49,306
Payroll tax	23,877	18,168	23,877	18,168
Postage	15,810	15,387	15,810	15,387
Presidents & Special meeting expenses	5,893	4,671	5,893	4,671
Professional fees	60,595	14,995	60,595	13,869
Rent & Cleaning of Property	25,543	29,151	114,429	112,618
Salaries	881,190	804,848	881,190	804,848
State Age National SC Event	30,417	32,995	30,417	32,995
Stationery and printing	13,003	18,525	13,003	18,525
Superannuation	90,498	82,394	90,498	82,394
Swim meet expenses	322,990	320,513	322,990	320,513
Swimmer development expenses	86,296	157,331	86,296	157,331
Technical development expenses	39,202	41,295	39,202	41,295
Telephones, faxes and Internet	47,160	47,720	47,160	47,720
Total expenses	2,389,923	2,503,620	2,445,849	2,558,630
<b>Operating surplus</b>	<b>39,687</b>	<b>33,130</b>	<b>40,650</b>	<b>34,269</b>



# SWIMMING NSW

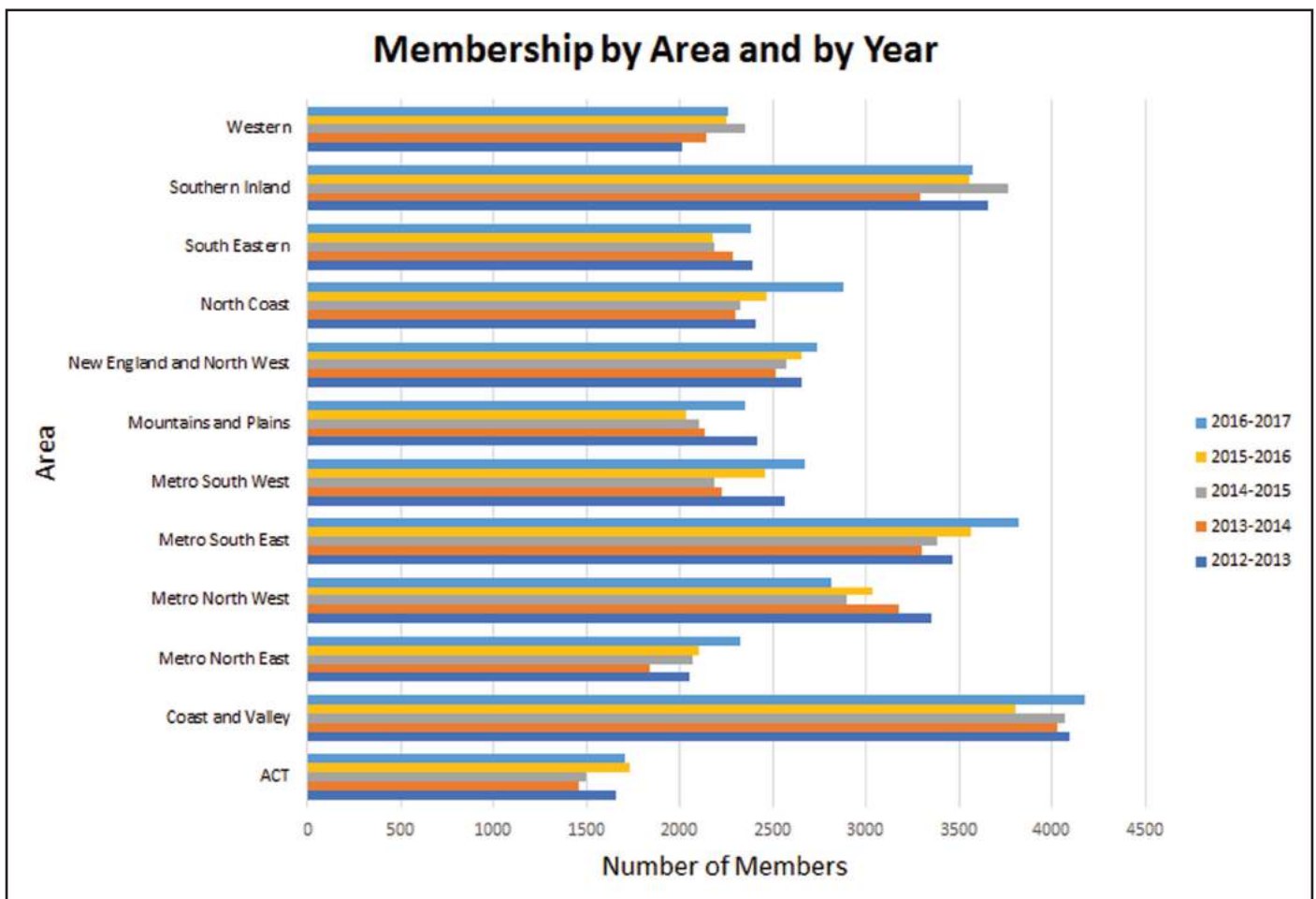
## MEMBERSHIP REPORT

The table below depicts an historical snapshot of membership numbers for the 2012-2017 seasons by Area.

AREA	2012-2013	2013-2014	2014-2015	2015-2016	2016-2017
<b>ACT</b>	1657	1460	1496	1734	1703
<b>Coast and Valley</b>	4099	4029	4074	3809	4181
<b>Metro North East</b>	2052	1840	2071	2100	2329
<b>Metro North West</b>	3355	3179	2899	3039	2818
<b>Metro South East</b>	3463	3304	3388	3567	3823
<b>Metro South West</b>	2566	2229	2188	2459	2675
<b>Mountains and Plains</b>	2416	2140	2100	2037	2348
<b>New England and North West</b>	2658	2515	2577	2660	2739
<b>North Coast</b>	2405	2301	2323	2469	2876
<b>South Eastern</b>	2394	2288	2187	2180	2384
<b>Southern Inland</b>	3657	3291	3768	3561	3578
<b>Western</b>	2013	2148	2347	2250	2260
<b>TOTAL</b>	32735	30724	31418	31865	33714

## Membership Distribution by Area and Year

This graph shows the membership statistics by Area and Year from 2012-2017.



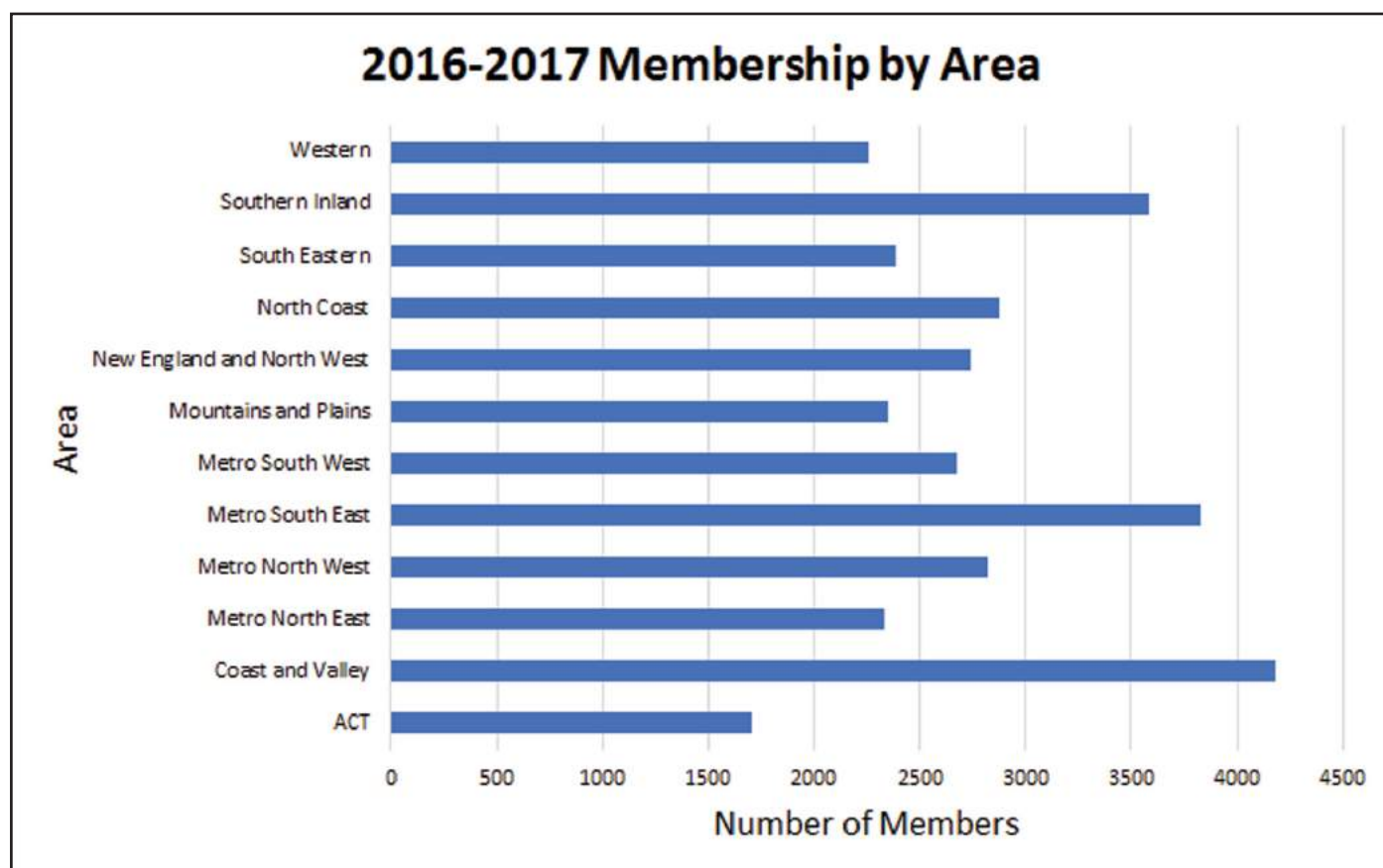
## Membership Distribution by Area 2016-2017

This table shows the membership distribution by Area for the 2016-2017 season.

<b>AREA</b>	<b>2016-2017</b>
<b>ACT</b>	1703
<b>Coast and Valley</b>	4181
<b>Metro North East</b>	2329
<b>Metro North West</b>	2818
<b>Metro South East</b>	3823
<b>Metro South West</b>	2675
<b>Mountains and Plains</b>	2348
<b>New England and North West</b>	2739
<b>North Coast</b>	2876
<b>South Eastern</b>	2384
<b>Southern Inland</b>	3578
<b>Western</b>	2260
<b>TOTAL</b>	33714

## Membership Distribution by Area 2016-2017

This graph shows the membership distribution by Area for the 2016-2017 season.



## Membership Distribution by Year and Gender 2016-2017

This table and graph shows the membership distribution by year and gender for the 2012-2017 membership seasons.

GENDER	2012-2013	2013-2014	2014-2015	2015-2016	2016-2017
Male	14219	13314	13438	13565	14441
Female	18516	17410	17980	18300	19284



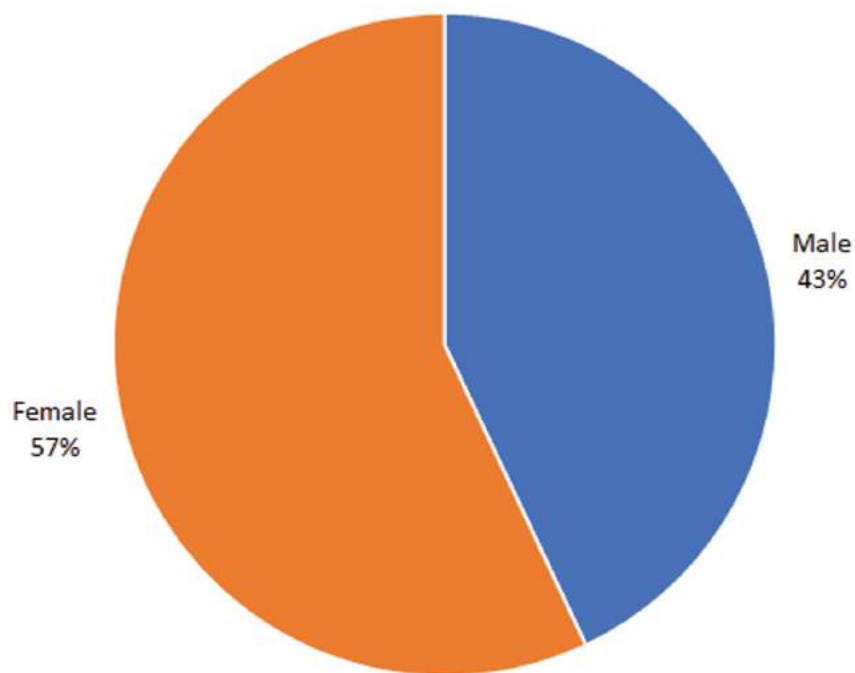


## Membership Distribution by Gender 2016-2017

The graph below shows the member demographics by gender grouping for the 2016-2017 membership season.

GENDER	2016-2017	% of Total Membership
Male	14441	43%
Female	19284	57%

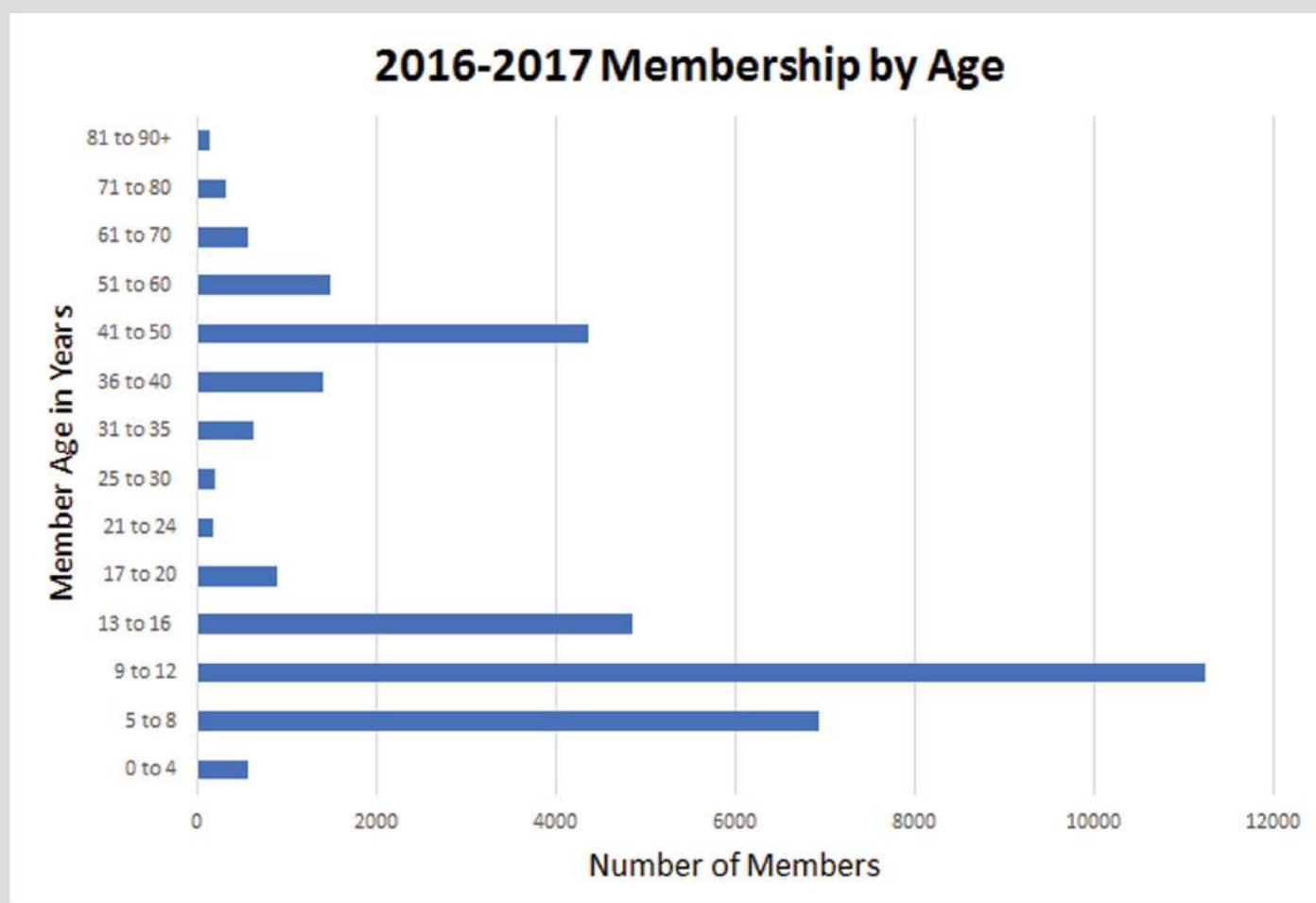
**2016-2017 Membership by Gender**



## Membership Distribution by Age 2016-2017

This table and graph shows the member demographics by age grouping for the 2016-2017 membership season.

AGE (YEARS)	AS AT 31.03.2017	AGE (YEARS)	AS AT 31.03.2017
<b>0 to 4</b>	559	<b>31 to 35</b>	616
<b>5 to 8</b>	6930	<b>36 to 40</b>	1402
<b>9 to 12</b>	11232	<b>41 to 50</b>	4358
<b>13 to 16</b>	4846	<b>51 to 60</b>	1483
<b>17 to 20</b>	883	<b>61 to 70</b>	573
<b>21 to 24</b>	177	<b>71 to 80</b>	319
<b>25 to 30</b>	204	<b>81 to 90+</b>	143

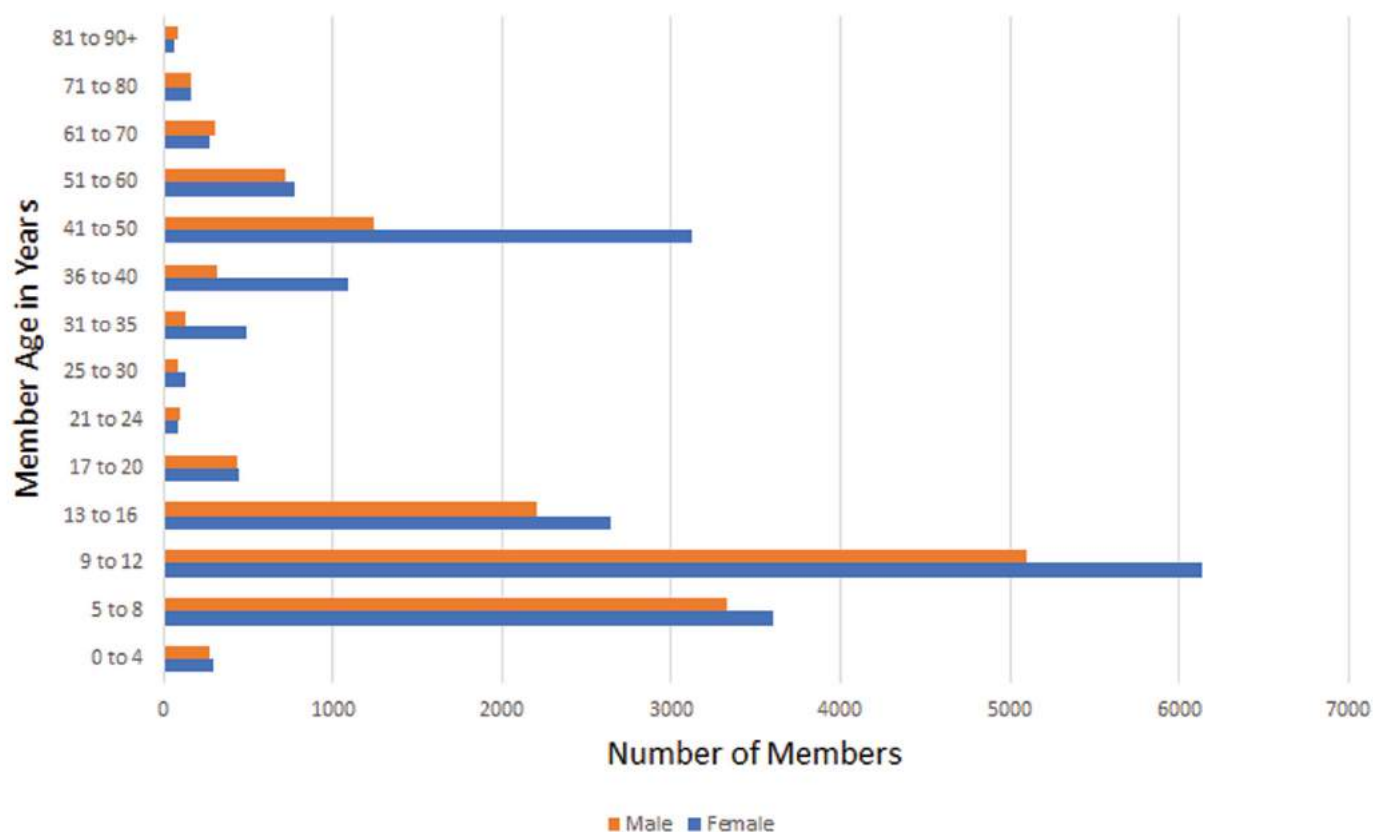


## Membership Distribution by Age and Gender 2016-2017

This table and graph shows the member demographics by age and gender for the 2016-2017 membership season.

AGE (YEARS)	FEMALE	MALE	AGE (YEARS)	FEMALE	MALE
<b>0 to 4</b>	289	270	<b>31 to 35</b>	492	124
<b>5 to 8</b>	3603	3327	<b>36 to 40</b>	1084	318
<b>9 to 12</b>	6130	5102	<b>41 to 50</b>	3122	1236
<b>13 to 16</b>	2641	2205	<b>51 to 60</b>	769	714
<b>17 to 20</b>	449	434	<b>61 to 70</b>	274	299
<b>21 to 24</b>	82	95	<b>71 to 80</b>	158	161
<b>25 to 30</b>	126	78	<b>81 to 90+</b>	65	78

### 2016-2017 Membership by Age and Gender



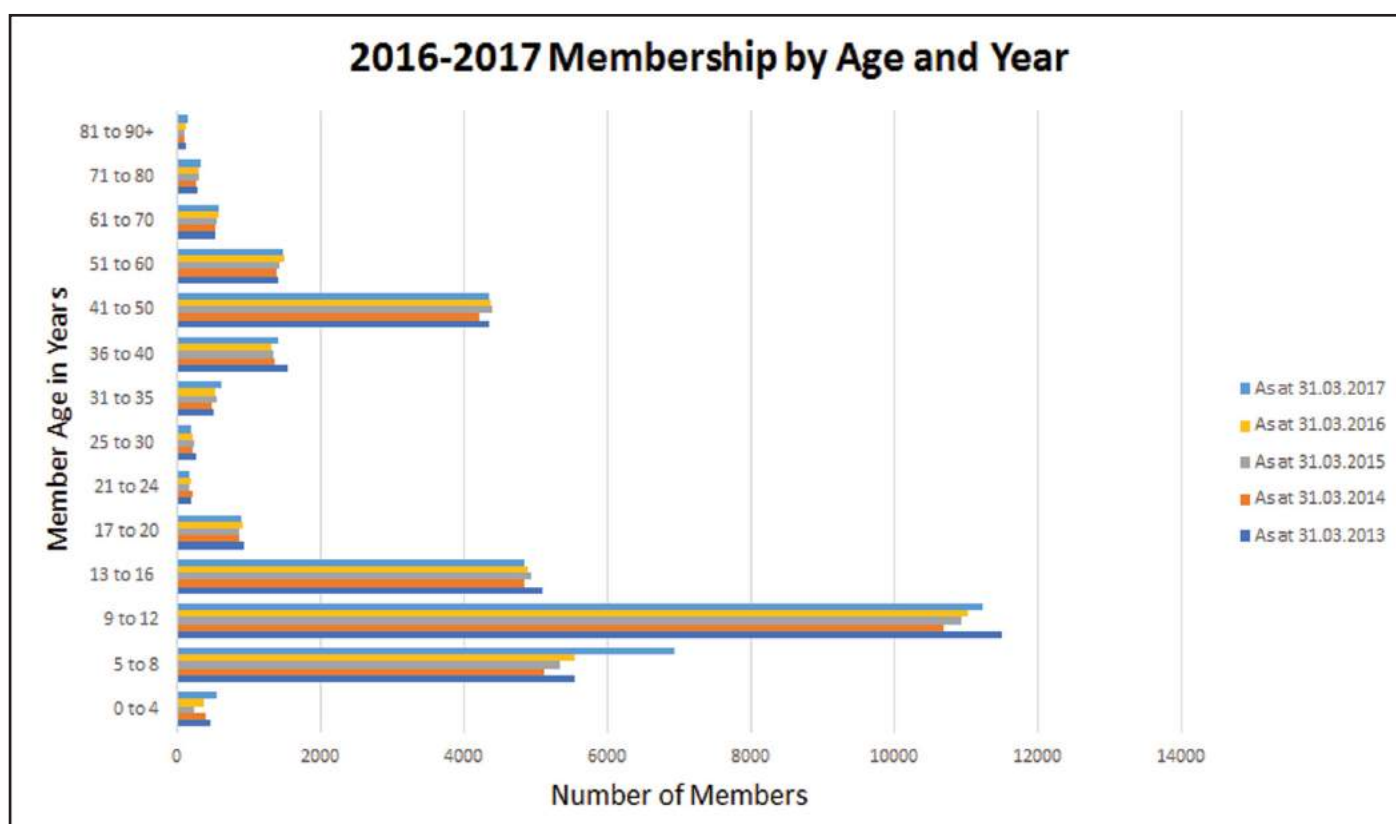
## Membership Distribution by Age and Year

The table below shows the member demographics by age grouping and year from 2013-2017.

<b>AGE (YEARS)</b>	<b>AS AT 31.03.2013</b>	<b>AS AT 31.03.2014</b>	<b>AS AT 31.03.2015</b>	<b>AS AT 31.03.2016</b>	<b>AS AT 31.03.2017</b>
<b>0 to 4</b>	465	391	246	367	559
<b>5 to 8</b>	5538	5109	5345	5538	6930
<b>9 to 12</b>	11499	10695	10935	11021	11232
<b>13 to 16</b>	5092	4856	4937	4885	4846
<b>17 to 20</b>	943	875	861	918	883
<b>21 to 24</b>	200	208	170	189	177
<b>25 to 30</b>	251	220	231	218	204
<b>31 to 35</b>	505	496	545	535	616
<b>36 to 40</b>	1549	1364	1344	1328	1402
<b>41 to 50</b>	4359	4222	4392	4369	4358
<b>51 to 60</b>	1400	1389	1436	1489	1483
<b>61 to 70</b>	536	521	564	567	573
<b>71 to 80</b>	279	270	306	307	319
<b>81 to 90+</b>	119	108	106	134	143

## Membership Distribution by Age and Year

This graph shows the membership age distribution year-on-year over the past five membership seasons.

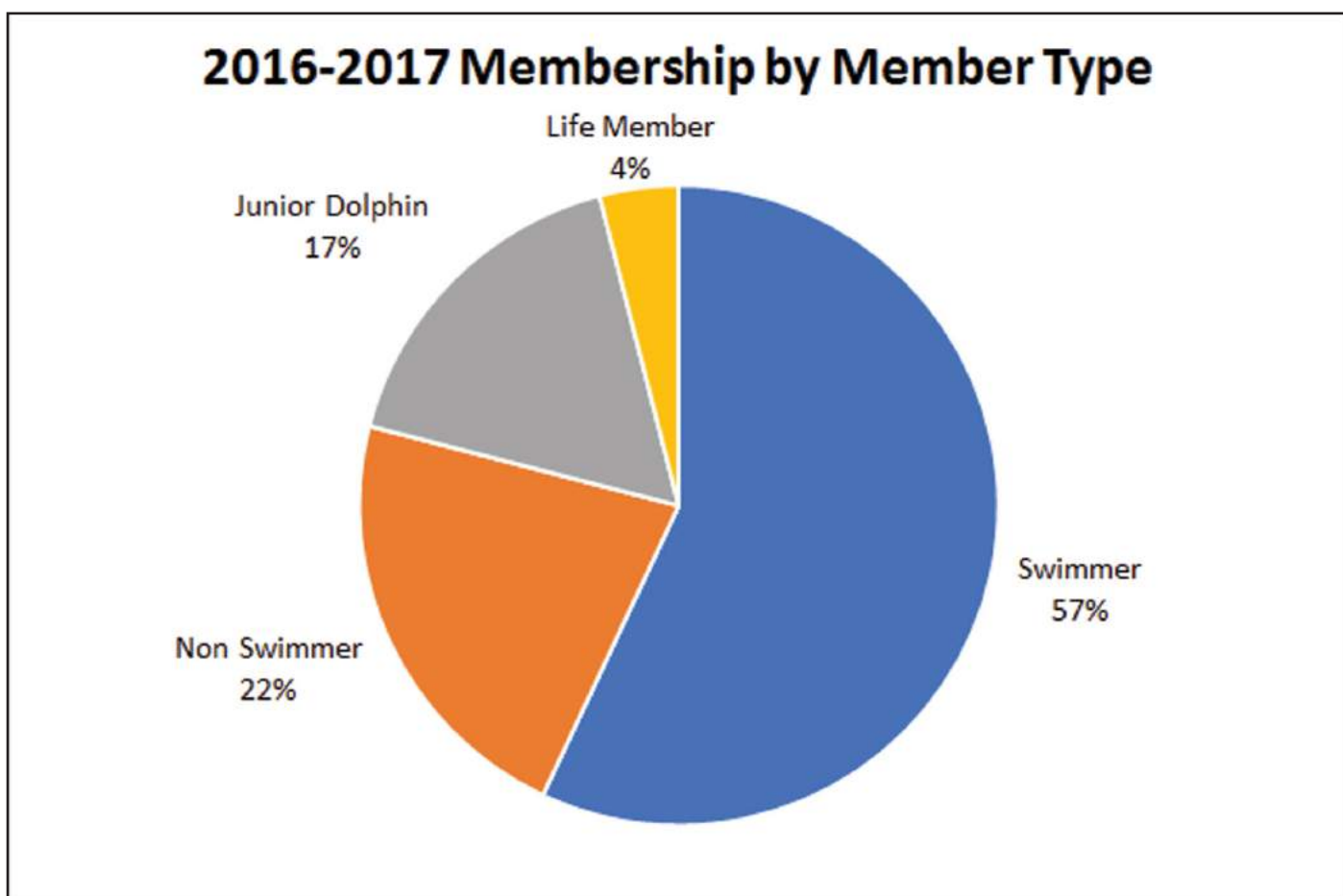




## Membership Distribution by Member Type 2016-2017

This table and graph show the member demographics by member type for the 2016-2017 season.

MEMBER TYPE	2016-2017	% of Total Membership
Swimmer	19093	57%
Non Swimmer	7583	22%
Junior Dolphin	5633	17%
Life Member	1405	4%



The following pages represent each swimming club in their designated Area with membership figures from 2013-2017.

## ACT

	2013- 2014	2014- 2015	2015- 2016	SW	NS	JD	LM	2016-2017 TOTAL	% Change
<b>AQUATOTS SEA DRAGONS</b>	0	0	66	31	10	1	0	42	-36.4
<b>BRAIDWOOD</b>	62	67	60	30	7	13	0	50	-16.7
<b>BURLEY GRIFFIN</b>	164	163	172	104	73	3	3	183	6.4
<b>CANBERRA</b>	208	199	236	144	111	7	3	265	12.3
<b>CROOKWELL</b>	71	77	88	42	8	23		73	-17.0
<b>CRUIZ</b>	148	157	144	71	47	0	3	121	-16.0
<b>DICKSON</b>	54	63	128	79	10	51	3	143	11.7
<b>GINNINDERRA</b>	119	120	161	129	56	3	7	195	21.1
<b>GOULBURN</b>	106	111	131	72	42	6	7	127	-3.1
<b>KINGS SWIM CLUB ACT</b>	0	35	32	25	7	2	0	34	6.3
<b>QT</b>	65	56	58	59	0	0	0	59	1.7
<b>QUEANBEYAN LEAGUES</b>	76	83	69	13	33	1	8	55	-20.3
<b>TELOPEA</b>	59	54	33	0	12	0	17	29	-12.1
<b>TUGGERANONG VIKINGS</b>	257	246	261	124	94	3	8	229	-12.3
<b>WODEN VALLEY</b>	71	65	95	55	39	3	1	98	3.2
<b>TOTAL</b>	<b>1460</b>	<b>1496</b>	<b>1734</b>	<b>978</b>	<b>549</b>	<b>116</b>	<b>60</b>	<b>1703</b>	<b>-1.8</b>

## COAST AND VALLEY

	2013- 2014	2014- 2015	2015- 2016	SW	NS	JD	LM	2016-2017 TOTAL	% Change
<b>BERESFIELD</b>	102	120	131	89	11	24	15	139	6.1
<b>BOOLAROO SPEERS POINT</b>	27	101	96	43	40	45	18	146	52.1
<b>BRANXTON GRETA</b>	78	76	64	66	5	39	1	111	73.4
<b>CENTRAL NEWCASTLE</b>	156	158	126	72	24	11	17	124	-1.6
<b>CESSNOCK</b>	152	140	130	62		55		117	-10.0
<b>CHARLESTOWN</b>	138	124	75	52	9	2	13	76	1.3
<b>CLARENCETOWN COMETS</b>	35	54	61	38	19	14	3	74	21.3
<b>COALFIELDS UNITED</b>	56	98	57	81	16	167	2	266	366.7
<b>DUNGOG</b>	0	65	76	41	29	24	1	95	25.0
<b>EAST MAITLAND OLYMPIC</b>	241	227	255	251	12	0	7	270	5.9
<b>GOSFORD STINGRAYS</b>	69	81	94	32	21	0	11	64	-31.9
<b>HUNTER</b>	173	175	165	103	18	19	18	158	-4.2
<b>HUNTER VALLEY ALL STARS</b>	66	48	32	19	8	11	0	38	18.8
<b>JAMIE'S</b>	63	46	46	15	21	21	0	57	23.9
<b>KINCUMBER PACIFIC DOLPHINS</b>	390	358	396	180	132	70	8	390	-1.5
<b>KURRI KURRI</b>	36	43	32	18	6	24	1	49	53.1
<b>MACQUARIE SHORES</b>	69	72	83	44	12	17	3	76	-8.4
<b>MAITLAND</b>	163	166	145	93	3	31	12	139	-4.1
<b>MINGARA AQUATIC</b>	189	174	174	72	34	5	4	115	-33.9
<b>MORISSET METEORS</b>	52	67	58	44	7	11	0	62	6.9
<b>NELSON BAY</b>	58	65	53	28	5	0	3	36	-32.1

## COAST AND VALLEY

	2013-2014	2014-2015	2015-2016	SW	NS	JD	LM	2016-2017 TOTAL	% Change
<b>NEWCASTLE PREMIERS</b>	92	43	63	51	5	0	4	60	-4.8
<b>NOVOCASTRIAN</b>	111	126	119	110	20	21	5	156	31.1
<b>NU SWIM</b>	181	166	133	74	28	18	0	120	-9.8
<b>RAYMOND TERRACE</b>	132	105	100	47	26	13	1	87	-13.0
<b>SINGLETON</b>	104	142	131	84	19	31	1	135	3.1
<b>STOCKTON</b>	113	77	60	34	6	16	7	63	5.0
<b>SWANSEA SHARKS</b>	86	71	45	30	4	8	1	43	-4.4
<b>TEA GARDENS HAWKS NEST</b>	19	0	30	0	0	0	0	0	-100.0
<b>THE ENTRANCE</b>	96	96	91	64	13	11	11	99	8.8
<b>TILLIGERRY STINGRAYS</b>	82	92	74	28	24	26	0	78	5.4
<b>TITANS</b>	94	113	94	42	29	10	3	84	-10.6
<b>TOUKLEY</b>	77	69	57	30	3	8	9	50	-12.3
<b>VALENTINE TORPEDOES</b>	57	56	70	71	5	34	0	110	57.1
<b>VALLEY AQUATIC</b>	55	59	66	44	19	14	0	77	16.7
<b>WALLSEND WARRIORS</b>	172	145	84	81	5	0	2	88	4.8
<b>WEST WALLSEND INDOOR</b>	60	59	61	37	12	17	6	72	18.0
<b>WOY WOY</b>	109	134	124	54	44	16	14	128	3.2
<b>WYEE POINT</b>	9	10	8	22	6	16		44	450.0
<b>WYONG</b>	67	53	50	45	19	15	6	85	70.0
<b>TOTAL</b>	<b>4029</b>	<b>4074</b>	<b>3809</b>	<b>2391</b>	<b>719</b>	<b>864</b>	<b>207</b>	<b>4181</b>	<b>9.8</b>

# METRO NORTH EAST

	2016-2017								% Change
	2013-2014	2014-2015	2015-2016	SW	NS	JD	LM	TOTAL	
<b>ABBOTSLEIGH</b>	94	96	93	63	16	4	0	83	-10.8
<b>BALMORAL SWIMMERS</b>	27	26	22	22	0	0	1	23	4.5
<b>BUSH SCHOOL LEARN TO SWIM</b>	262	178	247	1	68	132	13	214	-13.4
<b>CARLILE</b>	239	260	298	172	50	0	3	225	-24.5
<b>COLLARROY</b>	25	25	25	0	0	0	25	25	0.0
<b>EZYSWIM</b>	8	6	5	35	24	4	0	63	1160.0
<b>FRESHWATER</b>	3	1	1	0	0	0	1	1	0.0
<b>HUNTERS HILL</b>	21	23	32	39	11	1	0	51	59.4
<b>IGNITE</b>	40	36	0	1	0	0	0	1	0.0
<b>KNOX PYMBLE</b>	282	284	255	229	40	10	7	286	12.2
<b>KU-RING-GAI</b>	147	204	153	117	9	52	12	190	24.2
<b>LANE COVE</b>	307	352	361	241	37	41	17	336	-6.9
<b>MONTE</b>	0	77	50	35	19	2		56	12.0
<b>NARRABEEN CARLILE</b>	0	0	0	83	37	5	12	137	0.0
<b>NORTH SYDNEY</b>	108	105	71	45	6	4	2	57	-19.7
<b>NORTHBRIDGE</b>	2	22	20	12	0	0	5	17	-15.0
<b>RAVENSWOOD</b>	65	103	189	89	65	7	1	162	-14.3
<b>SEA EAGLES</b>	17	0	0	0	0	0	0	0	0.0
<b>SEAHORSES</b>	0	33	33	22	7	7		36	9.1
<b>TERREY HILLS</b>	2	14	3	19	1	0	0	20	566.7
<b>THE SPIT</b>	13	2	2	0	0	0	2	2	0.0
<b>WARRINGAH AQUATIC</b>	36	77	101	120	61	13	7	201	99.0
<b>WILLOUGHBY</b>	142	147	139	78	59	0	6	143	2.9
<b>TOTAL</b>	<b>1840</b>	<b>2071</b>	<b>2100</b>	<b>1423</b>	<b>510</b>	<b>282</b>	<b>114</b>	<b>2329</b>	<b>10.9</b>



## METRO NORTH WEST

	2016-2017								
	2013- 2014	2014- 2015	2015- 2016	SW	NS	JD	LM	TOTAL	% Change
<b>AQUABURN</b>	48	78	148	80	68	10	0	158	6.8
<b>AUBURN</b>	61	57	13	2	6	0	6	14	7.7
<b>BARKER AQUATICS</b>	358	191	137	81	52	1	2	136	-0.7
<b>BLUEFINS</b>	26	20	30	27	1	5	2	35	16.7
<b>CASTLE HILL RSL DOLPHINS</b>	197	197	266	154	66	12	18	250	-6.0
<b>CHERRYBROOK CARLILE</b>	275	291	285	78	100	43	0	221	-22.5
<b>EPPING BULLETS</b>	66	49	34	18	11	4	2	35	2.9
<b>FITNESS EDGE</b>	44	49	48	0	0	0	0	0	-100.0
<b>GALSTON</b>	121	101	109	57	42	8	5	112	2.8
<b>HAWKESBURY</b>	46	41	46	58	18	36	0	112	143.5
<b>HORNSBY</b>	2	53	37	33	2	10	7	52	40.5
<b>MACQUARIE</b>	0	0	0	0	0	0	0	0	0.0
<b>MACQUARIE UNIVERSITY</b>	81	97	70	55	6	2	2	65	-7.1
<b>MORE SPORTS</b>	0	0	23	14	0	0	0	14	-39.1
<b>PARRAMATTA CITY</b>	390	287	357	120	74	109	13	316	-11.5
<b>PARRAMATTA MEMORIAL</b>	168	182	193	55	68	0	10	133	-31.1
<b>RIVERSTONE</b>	11	1	0	0	0	0	0	0	0.0
<b>RIVERSTONE DOLPHINS RSL YOUTH</b>	7	8	17	2	4	0	9	15	-11.8
<b>RYDE CARLILE</b>	483	441	462	150	132	52	18	352	-23.8
<b>SOPAC</b>	269	247	245	140	101	2	2	245	0.0
<b>SWIM INFINITI</b>	0	0	27	12	5	18	0	35	29.6
<b>SWIMWEST</b>	117	133	123	55	45	12	4	116	-5.7
<b>THE HILLS</b>	289	247	230	148	67	36	11	262	13.9
<b>UNCLE JACK'S</b>	0	0	0	0	0	0	0	0	0.0
<b>WINDSOR</b>	120	129	139	71	44	19	6	140	0.7
<b>TOTAL</b>	<b>3179</b>	<b>2899</b>	<b>3039</b>	<b>1410</b>	<b>912</b>	<b>379</b>	<b>117</b>	<b>2818</b>	<b>-7.3</b>

## METRO SOUTH EAST

	2016-2017								
	2013- 2014	2014- 2015	2015- 2016	SW	NS	JD	LM	TOTAL	% Change
<b>AKAC</b>	33	37	40	61	47	8		116	213.51
<b>ASCHAM AQUATICS</b>	26	24	57	43	5			48	100.00
<b>ASHFIELD</b>	56	93	78	56	4	11	12	83	-10.75
<b>BALMAIN</b>	48	31	17	3	3	2	7	15	-51.61
<b>BAYSIDE</b>	90	98	0	0	0	0	0	0	-100.00
<b>BONDI</b>	52	83	35	28	2	4	5	39	-53.01
<b>BREAKERS</b>	94	88	83	40	36	7		83	0.00
<b>BSC ROCKDALE</b>	20	14	14				14	14	0.00
<b>CARSS PARK</b>	58	24	22	4	4		5	13	-40.91
<b>CITY OF SYDNEY</b>	198	195	162	156	36	9		201	24.07
<b>COOK &amp; PHILLIP</b>	20	16	8	8	3			11	37.50
<b>CRANBROOK EASTERN EDGE</b>	59	69	30	7		1		8	-73.33
<b>CRONULLA</b>	109	85	90	98	7	25	1	131	45.56
<b>DRLC MAROUBRA</b>	126	135	124	51	8	22	18	99	-20.16
<b>DRUMMOYNE</b>	116	102	119	77	7	25	7	116	-2.52
<b>ENFIELD</b>	51	54	57	56	12	13		81	42.11
<b>ENGADINE</b>	41	42	36	23	3	5	13	44	22.22
<b>HURSTVILLE AQUATIC</b>	89	31	24	56	8	7	4	75	212.50
<b>JONES</b>	51	66	84	60	7	13	3	83	-1.19
<b>JONES TEMPE TORPEDOES</b>	67	59	53	29	9	1		39	-26.42
<b>KOZY</b>	53	77	74	0	0	0	0	0	-100.00
<b>KRB AQUATICS</b>	1	117	260	182	120	32	1	335	28.85
<b>LEICHHARDT</b>	174	189	190	143	18	29	7	197	3.68
<b>MACCABI</b>	36	41	47	49	6	2	2	59	25.53
<b>MENAI</b>	41	49	59	20	9	13	1	43	-27.12
<b>MLC MARLINS</b>	130	112	149	83	42	5	2	132	-11.41
<b>NC AQUATIC</b>	139	130	158	78	22	30	4	134	-15.19

## METRO SOUTH EAST

	2016-2017								
	2013- 2014	2014- 2015	2015- 2016	SW	NS	JD	LM	TOTAL	% Change
<b>NORTH RAMSGATE</b>	30	37	32	14		3	9	26	-18.75
<b>OFF THE BLOCKS</b>	0	0	11	0	0	0	0	0	-100.00
<b>PEAKHURST</b>	98	104	139	56	6	56	27	145	4.32
<b>RANDWICK &amp; COOGEE</b>	114	121	126	94	6		17	117	-7.14
<b>RANDWICK CITY</b>	0	0	165	166	36	22		224	35.76
<b>ROSELANDS</b>	65	45	55	24	11	2	21	58	5.45
<b>SANS SOUCI SEA DEVILS</b>	99	107	123	110	10	16	6	142	15.45
<b>SEA'S THE LIMIT</b>	74	47	44	44	5	4		53	20.45
<b>SHIRE SHARKS</b>	20	0	0	0	0	0	0	0	0.00
<b>SLADEM</b>	65	48	41	22	11	3	8	44	7.32
<b>SLC AQUADOT</b>	140	157	157	137	15	25	6	183	16.56
<b>SUTHERLAND WARATAH</b>	5	5	5				5	5	0.00
<b>SYDNEY SWIM PLC</b>	118	144	131	96	69	2		167	27.48
<b>SYDNEY UNIVERSITY</b>	177	168	129	64	49	1		114	-11.63
<b>TIVOLI</b>	115	135	110	76	3	10	1	90	-18.18
<b>TRINITY GRAMMAR</b>	97	95	96	94	19	1	1	115	19.79
<b>UNCLE JACK'S</b>	9	1	1				1	1	0.00
<b>UNIVERSITY OF NSW</b>	100	113	132	111	13	14	2	140	6.06
<b>TOTAL</b>	<b>3304</b>	<b>3388</b>	<b>3567</b>	<b>2519</b>	<b>671</b>	<b>423</b>	<b>210</b>	<b>3823</b>	<b>7.2</b>

## METRO SOUTH WEST

	2016-2017								
	2013- 2014	2014- 2015	2015- 2016	SW	NS	JD	LM	TOTAL	% Change
<b>AQUABLITZ TOONGABBIE</b>	171	193	185	106	69	16	4	195	5.4
<b>AQUAFORCE</b>	52	0	0	0	0	0	0	0	0.0
<b>ATLANTIS</b>	95	116	126	83	55	32		170	34.9
<b>BANKSTOWN SPORTS</b>	24	15	55	25	5	0	12	42	-23.6
<b>BLACKTOWN CITY</b>	118	133	198	105	84	36	11	236	19.2
<b>CAMDEN</b>	99	61	210	118	39	60	9	226	7.6
<b>CAMPBELLTOWN</b>	149	152	175	98	40	30	18	186	6.3
<b>DIVE IN PENRITH</b>	109	31	52	13	14	15	1	43	-17.3
<b>HOLSWORTHY HAMMERHEADS</b>	28	66	53	36	9	11	0	56	5.7
<b>LIVERPOOL</b>	139	153	136	66	28	5	13	112	-17.6
<b>MACQUARIE FIELDS</b>	98	93	112	59	12	13	12	96	-14.3
<b>MCCREDIE PARK</b>	51	43	51	13	7	16	8	44	-13.7
<b>MERRYLANDS</b>	127	124	119	78	20	32	20	150	26.1
<b>MOUNT ANNAN</b>	126	120	135	93	13	42	0	148	9.6
<b>MOUNTIES</b>	57	42	45	50	27	7	4	88	95.6
<b>NARELLAN</b>	62	41	0	0	0	0	0	0	0.0
<b>NEPEAN AQUATIC CENTRE</b>	153	239	261	131	90	29	0	250	-4.2
<b>PENRITH</b>	110	93	101	23	1	6	1	31	-69.3
<b>PENRITH RSL</b>	33	37	38	30	30	45	6	111	192.1
<b>PICTON</b>	88	87	115	67	3	53	2	125	8.7
<b>PRAIRIEWOOD</b>	33	62	44	25	10	5	1	41	-6.8
<b>REVESBY WORKERS</b>	96	79	51	89	18	0	2	109	113.7
<b>RIPPLES ST MARYS</b>	118	105	112	53	30	15	20	118	5.4
<b>ROYAL AQUATIC</b>	10	10	0	0	0	0	0	0	0.0
<b>SWIM CLUB EMERTON</b>	38	56	47	17	20	9	0	46	-2.1
<b>WENDEN</b>	45	37	38	17	23	3	9	52	36.8
<b>TOTAL</b>	<b>2229</b>	<b>2188</b>	<b>2459</b>	<b>1395</b>	<b>647</b>	<b>480</b>	<b>153</b>	<b>2675</b>	<b>8.8</b>

## MOUNTAINS AND PLAINS

	2016-2017								
	2013-2014	2014-2015	2015-2016	SW	NS	JD	LM	TOTAL	% Change
BATHURST CITY	127	120	101	61	12	17	4	94	-6.9
BLAYNEY	60	53	44	37	3	8	0	48	9.1
CANOWINDRA	89	115	101	88	3	14	1	106	5.0
CITY OF ORANGE	126	144	102	69	43	17	13	142	39.2
CONDOBOLIN	122	116	101	39	3	41	9	92	-8.9
COWRA	127	136	131	98	11	23	4	136	3.8
CUDAL	69	74	84	65	5	16	1	87	3.6
CUMNOCK	2	0	0	29	8	14	0	51	0.0
FORBES	151	148	129	52	10	27	7	96	-25.6
FORBES FINS	0	0	0	67	42	41	0	150	0.0
GLENBROOK	143	162	171	143	13	48	7	211	23.4
GRENFELL	141	115	107	0	0	0	0	0	-100.0
JETS	93	82	100	98	10	14	1	123	23.0
KANDOS RYLSTONE	40	47	53	48	3	12	2	65	22.6
KATOOMBA RSL	59	64	53	27	16	2	6	51	-3.8
KINROSS WOLAROI	79	45	53	63	1	5	2	71	34.0
LAKE CARGELLIGO	46	39	35	19	4	21	0	44	25.7
LAWSON	49	50	53	30	3	21	2	56	5.7
LITHGOW	134	147	144	67	70	6	4	147	2.1
MANILDRA	47	39	31	18	0	13	0	31	0.0
MOLONG	19	66	74	34	4	18	0	56	-24.3
ORANGE EX-SERVICES	4	2	2	0	0	0	0	0	-100.0
PARKES	170	107	134	97	8	17	2	124	-7.5
PEAK HILL	24	21	23	17	4	4	0	25	8.7
SPRINGWOOD	121	106	119	81	71	34	3	189	58.8
TITANIUM	0	0	0	31	5	4	0	40	0.0
TRUNDLE	39	49	44	35	5	16	0	56	27.3
TULLAMORE	59	53	48	37	8	12	0	57	18.8
<b>TOTAL</b>	<b>2140</b>	<b>2100</b>	<b>2037</b>	<b>1450</b>	<b>365</b>	<b>465</b>	<b>68</b>	<b>2348</b>	<b>15.3</b>



## NEW ENGLAND AND NORTH WEST

	2013- 2014	2014- 2015	2015- 2016	SW	NS	JD	2016-2017		% Change
							LM	TOTAL	
<b>360 SCULLY PARK</b>	102	52	70	44	17	3	0	64	-8.6
<b>ARMIDALE ASC</b>	40	36	31	18	3	0	1	22	-29.0
<b>ARMIDALE ALLIGATORS</b>	99	94	74	65	49	28	2	144	94.6
<b>ARMIDALE THUNDER</b>	0	0	35	20	5	4	0	29	-17.1
<b>ASHFORD</b>	23	26	14	0	0	0	0	0	-100.0
<b>BARRABA</b>	48	28	0	0	1	0	0	1	0.0
<b>BINGARA</b>	81	0	67	37	28	18	0	83	23.9
<b>BOGGABRI</b>	23	28	36	24	16	5	1	46	27.8
<b>DENMAN</b>	111	125	136	75	10	59	7	151	11.0
<b>EMMAVILLE DEEPWATER</b>	39	28	26	17	15	16	0	48	84.6
<b>GLEN INNES</b>	162	122	171	96	42	35	4	177	3.5
<b>GUNNEDAH</b>	428	326	247	47	80	97	12	236	-4.5
<b>GUYRA</b>	26	40	41	40	5	7	0	52	26.8
<b>INVERELL</b>	92	85	87	36	37	18	8	99	13.8
<b>KOOTINGAL MOONBI</b>	136	109	106	68	53	17	1	139	31.1
<b>MANILLA</b>	41	66	61	63	7	1	1	72	18.0
<b>MERRIWA</b>	0	65	85	53	3	0	0	56	-34.1
<b>MOREE</b>	78	110	110	88	12	41	0	141	28.2
<b>MUNGINDI</b>	71	89	71	27	11	14	0	52	-26.8
<b>MUSWELLBROOK</b>	98	91	91	35	23	27	10	95	4.4
<b>NARRABRI STINGRAYS</b>	112	102	118	51	37	14	2	104	-11.9
<b>NUNDLE</b>	9	47	54	21	19	11	0	51	-5.6
<b>QUIRINDI</b>	128	138	119	52	46	24	7	129	8.4
<b>SCONE</b>	127	128	139	107	14	36	0	157	12.9
<b>TAMWORTH CITY</b>	197	313	336	159	117	27	2	305	-9.2
<b>TENTERFIELD</b>	64	113	103	27	25	4	2	58	-43.7
<b>WARIALDA</b>	45	57	60	18	13	2	0	33	-45.0
<b>WEE WAA</b>	71	64	94	35	26	27	0	88	-6.4
<b>WERRIS CREEK</b>	64	95	78	43	37	12	15	107	37.2
<b>TOTAL</b>	<b>2515</b>	<b>2577</b>	<b>2660</b>	<b>1366</b>	<b>751</b>	<b>547</b>	<b>75</b>	<b>2739</b>	<b>3.0</b>

# NORTH COAST

	2016-2017								
	2013- 2014	2014- 2015	2015- 2016	SW	NS	JD	LM	TOTAL	% Change
<b>ALSTONVILLE</b>	73	57	50	53	8	4	0	65	30.0
<b>BALLINA INDOOR</b>	29	17	19	0	2	0	2	4	-78.9
<b>BALLINA MEMORIAL</b>	8	4	30	9	4	0	1	14	-53.3
<b>BELLINGEN</b>	40	38	24	23	14	5	0	42	75.0
<b>BULAHDELAH</b>	14	12	15	20	1	2	0	23	53.3
<b>BYRON BAY RSL</b>	62	61	41	21	2	1	0	24	-41.5
<b>CASINO</b>	74	84	90	80	11	23	4	118	31.1
<b>COFFS HARBOUR</b>	136	146	164	154	96	45	1	296	80.5
<b>CRESCENT HEAD</b>	25	39	51	14	14	9	2	39	-23.5
<b>DORRIGO</b>	43	66	51	24	19	6	1	50	-2.0
<b>FORSTER AQUATIC</b>	95	73	79	52	13	10	1	76	-3.8
<b>GLOUCESTER THUNDERBOLTS</b>	77	100	88	86	2	19	0	107	21.6
<b>GRAFTON</b>	78	88	92	54	8	22	2	86	-6.5
<b>KEMPSEY</b>	120	132	107	56	42	16	18	132	23.4
<b>KINGSCLIFF</b>	72	68	86	51	5	22	7	85	-1.2
<b>KYOGLE</b>	74	82	87	73	7	42	0	122	40.2
<b>LAURIETON</b>	69	60	81	63	46	33	7	149	84.0
<b>LISMORE WORKERS</b>	92	133	115	62	20	18	3	103	-10.4
<b>LOWER MACLEAY</b>	11	26	42	19	1	7	0	27	-35.7
<b>MACKSVILLE MARLINS</b>	90	98	134	54	37	24	10	125	-6.7
<b>MACLEAN MANTA RAYS</b>	0	0	0	62	6	22	0	90	0.0
<b>MULLUMBIMBY</b>	44	53	40	33	2	6	5	46	15.0
<b>MURWILLUMBAH</b>	82	89	87	52	12	16	7	87	0.0
<b>PORT MACQUARIE</b>	158	110	118	87	25	25	8	145	22.9
<b>RICHMOND VALLEY</b>	37	38	85	23	9	21	0	53	-37.6
<b>SAWTELL</b>	147	135	117	54	11	35	8	108	-7.7
<b>STROUD SEALS</b>	33	0	0	0	0	0	0	0	0.0
<b>SUMMERLAND RACING TEAM</b>	0	0	52	22	13	8	0	43	-17.3
<b>TAREE TORPEDOES</b>	65	59	84	62	38	32	2	134	59.5
<b>TRINITY LISMORE</b>	72	68	72	57	15	4	2	78	8.3

## NORTH COAST

	2013- 2014	2014- 2015	2015- 2016	SW	NS	JD	LM	2016-2017 TOTAL	% Change
<b>TSA</b>	29	15	6	4	0	0	0	4	-33.3
<b>TWIN TOWNS</b>	31	63	54	23	26	15	8	72	33.3
<b>WAUCHOPE</b>	76	80	94	45	28	20	2	95	1.1
<b>WINGHAM</b>	79	67	63	27	5	24	4	60	-4.8
<b>WOODENBONG</b>	77	75	67	26	23	23	10	82	22.4
<b>WOOLGOOLGA</b>	31	45	30	25	2	7	0	34	13.3
<b>YAMBA ORCAS</b>	58	42	54	37	5	16	0	58	7.4
<b>TOTAL</b>	<b>2301</b>	<b>2323</b>	<b>2469</b>	<b>1607</b>	<b>572</b>	<b>582</b>	<b>115</b>	<b>2876</b>	<b>16.5</b>

## SOUTH EASTERN

	2013- 2014	2014- 2015	2015- 2016	SW	NS	JD	LM	2016-2017 TOTAL	% Change
<b>ALBION PARK</b>	36	67	106	73	8	18	0	99	-6.6
<b>BATEMANS BAY</b>	77	121	88	36	16	30	7	89	1.1
<b>BAY &amp; BASIN</b>	99	63	71	49	31	30	0	110	54.9
<b>BEGA</b>	65	68	44	37	12	2	2	53	20.5
<b>BERKELEY</b>	50	51	2	30	92	8	3	133	6550.0
<b>BOMADERRY</b>	113	93	78	40	17	8	9	74	-5.1
<b>COBARGO</b>	116	58	74	43	34	16	10	103	39.2
<b>COOMA</b>	78	97	94	46	29	4	3	82	-12.8
<b>CORRIMAL</b>	218	216	209	105	70	22	10	207	-1.0
<b>DAPTO</b>	147	99	104	54	18	21	6	99	-4.8
<b>EDEN</b>	42	60	65	28	18	4	5	55	-15.4
<b>HELENSBURGH HAWKS</b>	40	29	7	0	0	0	0	0	-100.0
<b>JINDABYNE</b>	74	86	78	48	4	12	2	66	-15.4
<b>KIAMA</b>	80	91	90	80	10	9	1	100	11.1
<b>MORUYA</b>	84	54	78	73	10	18	6	107	37.2
<b>NAROOMA</b>	51	44	30	37	23	29	8	97	223.3
<b>NOWRA</b>	114	123	164	89	27	27	10	153	-6.7
<b>OAK FLATS</b>	158	196	227	144	9	51	6	210	-7.5

## SOUTH EASTERN

	2013- 2014	2014- 2015	2015- 2016	SW	NS	JD	LM	2016-2017 TOTAL	% Change
<b>PAMBULA COMMUNITY</b>	95	72	83	18	11	2	4	35	-57.8
<b>PORT KEMBLA</b>	24	35	30	22	2	2	0	26	-13.3
<b>SHELLHARBOUR WARRIGAL</b>	1	0	0	0	0	0	0	0	0.0
<b>THIRROUL</b>	12	0	0	0	0	0	0	0	0.0
<b>ULLADULLA</b>	156	107	102	47	34	9	11	101	-1.0
<b>WESTS ILLAWARRA AQUATIC</b>	218	210	201	111	68	26	4	209	4.0
<b>WOLLONGONG</b>	140	147	155	87	60	26	3	176	13.5
<b>TOTAL</b>	<b>2288</b>	<b>2187</b>	<b>2180</b>	<b>1297</b>	<b>603</b>	<b>374</b>	<b>110</b>	<b>2384</b>	<b>9.4</b>

## SOUTHERN INLAND

	2013- 2014	2014- 2015	2015- 2016	SW	NS	JD	LM	2016-2017 TOTAL	% Change
<b>ADELONG</b>	0	46	30	12	1	5	0	18	-40.0
<b>ALBURY</b>	223	248	243	165	9	15	3	192	-21.0
<b>ALBURY NORTH LAVINGTON</b>	96	71	60	36	5	2	10	53	-11.7
<b>ARDLETHAN</b>	39	35	37	24	6	2	0	32	-13.5
<b>ARIAH PARK</b>	79	84	68	47	25	6	0	78	14.7
<b>BARELLAN</b>	12	11	9	3	0	0	4	7	-22.2
<b>BATLOW</b>	55	59	47	17	15	1	0	33	-29.8
<b>BINALONG NSW</b>	0	32	28	18	0	15	0	33	17.9
<b>BOOROWA</b>	88	111	124	67	10	43	2	122	-1.6
<b>BORAMBOLA</b>	29	40	44	5	34	19	3	61	38.6
<b>COLEAMBALLY</b>	44	51	57	37	2	16	0	55	-3.5
<b>COOLAMON</b>	47	114	155	65	4	41	1	111	-28.4
<b>COOTAMUNDRA</b>	94	92	70	41	24	9	6	80	14.3
<b>COROWA</b>	84	64	55	36	6	2	1	45	-18.2
<b>CORRYONG</b>	80	86	101	49	5	43	6	103	2.0

## SOUTHERN INLAND

	2016-2017								
	2013- 2014	2014- 2015	2015- 2016	SW	NS	JD	LM	TOTAL	% Change
DENILQUIN	163	116	126	70	51	19	22	162	28.6
FINLEY	140	238	224	62	76	49	10	197	-12.1
GANMAIN	47	53	48	25	1	9	0	35	-27.1
GRIFFITH	95	86	108	57	28	13	7	105	-2.8
GT AQUATICS	118	92	63	44	8	1	0	53	-15.9
GUNDAGAI	91	70	68	41	8	2	0	51	-25.0
HARDEN MURRUMBURRAH	0	1	32	28	3	2	0	33	3.1
HAY	13	51	71	54	13	24	1	92	29.6
HILLSTON	0	89	0	0	0	0	0	0	0.0
JERILDERIE	29	30	34	17	3	9	0	29	-14.7
JUGIONG	47	41	23	18	3	13	0	34	47.8
JUNEE	48	77	89	51	38	5	7	101	13.5
LEETON	92	106	117	94	54	3	0	151	29.1
NARRANDERA	136	199	219	99	103	0	8	210	-4.1
QUANDIALLA	78	91	88	51	31	28	3	113	28.4
TEMORA	261	298	233	66	51	43	12	172	-26.2
TUMBARUMBA	2	26	45	48	5	12	4	69	53.3
TUMUT	88	95	109	74	7	0	6	87	-20.2
UNGARIE	33	36	41	25	2	13	0	40	-2.4
WAGGA ASTHMA	72	58	45	22	12	3	1	38	-15.6
WAGGA WAGGA	197	201	211	116	91	9	5	221	4.7
WEST WYALONG	76	73	79	63	0	64	7	134	69.6
YANCO	186	189	148	76	73	25	0	174	17.6
YASS	109	118	13	15	9	0	2	26	100.0
YASS MAGPIES	14	0	0	0	0	0	0	0	0.0
YOUNG	186	190	199	170	15	35	8	228	14.6
<b>TOTAL</b>	<b>3291</b>	<b>3768</b>	<b>3561</b>	<b>2008</b>	<b>831</b>	<b>600</b>	<b>139</b>	<b>3578</b>	<b>0.5</b>



## WESTERN

	2016-2017								
	2013- 2014	2014- 2015	2015- 2016	SW	NS	JD	LM	TOTAL	% Change
<b>BARADINE</b>	15	35	27	25	5	11	0	41	51.9
<b>BOURKE</b>	62	138	127	53	47	47	0	147	15.7
<b>BREWARRINA YELLOWBELLY</b>	23	0	0	0	0	0	0	0	0
<b>COBAR</b>	101	107	96	57	11	25	0	93	-3.1
<b>COOLAH</b>	146	175	173	48	63	46	2	159	-8.1
<b>COONABARABRAN</b>	72	59	76	75	15	18	1	109	43.4
<b>COONAMBLE</b>	87	68	69	38	21	9	1	69	0.0
<b>DUBBO CITY SWIMTECH</b>	172	245	263	138	43	30	4	215	-18.3
<b>DUBBO RSL</b>	53	76	64	46	8	10	7	71	10.9
<b>DUNEDOO</b>	56	38	39	30	3	13	0	46	17.9
<b>GILGANDRA</b>	67	78	64	47	6	5	1	59	-7.8
<b>GULARGAMBONE</b>	32	28	36	23	4	14	0	41	13.9
<b>GULGONG</b>	37	1	0	0	1	0	0	1	100
<b>LIGHTNING RIDGE</b>	45	26	27	22	5	14	0	41	51.9
<b>MENDOORAN MERRYGOEN</b>	29	25	39	37	5	21	0	63	61.5
<b>MUDGEE</b>	137	158	124	61	3	46	0	110	-11.3
<b>MUDGEE INDOOR</b>	83	71	55	47	6	9	0	62	12.7
<b>NARROMINE</b>	65	28	0	16	2	0	0	18	100
<b>NYNGAN</b>	141	151	136	61	43	29	3	136	0.0
<b>ORANA AQUATIC</b>	146	202	242	101	59	18	1	179	-26.0
<b>TOTTENHAM</b>	76	85	76	52	29	0	1	82	7.9
<b>TRANGIE</b>	75	81	87	39	26	14	1	80	-8.0
<b>WALGETT</b>	76	97	73	36	22	11	0	69	-5.5
<b>WARREN</b>	87	87	97	52	5	42	1	100	3.1
<b>WELLINGTON</b>	198	221	191	101	15	77	14	207	8.4
<b>YEOVAL</b>	67	67	69	44	6	12	0	62	-10.1
<b>TOTAL</b>	<b>2148</b>	<b>2347</b>	<b>2250</b>	<b>1249</b>	<b>453</b>	<b>521</b>	<b>37</b>	<b>2260</b>	<b>0.4</b>



# SWIMMING NSW SPONSORS

Supported by the



---

## OFFICE OF SPORT

Office of Sport is a major supporter of Swimming New South Wales, providing Sport Development Grants and advice and assistance in many varied areas. The Department's Industry and Partnerships section in particular, provide a valuable service to our sport.



---

## SPEEDO

Speedo is the official supplier of swim wear and equipment to our representative teams and squads. Speedo is also the naming rights sponsor of the NSW State Age Championships, both Summer and Winter.



SYDNEY-NORTH RYDE

---

## COURTYARD BY MARRIOTT SYDNEY-NORTH RYDE

Swimming NSW has partnered with Courtyard to deliver our members excellent value when they travel to Sydney, both for swimming and pleasure.



---

## 2XU

2XU is a world leading high performance sports brand and is excited to be associated with Swimming NSW. An extensive number of Olympic Gold Medallists and World Championship Teams now train, compete and recover in 2XU Compression.

2XU is also a world leader in high performance compression garments and is also the Official Compression Partner of Swimming Australia, the Australian Institute of Sport and Athletics Australia.

**PO BOX 571 SYDNEY MARKETS NSW 2129**

**Phone: 02 9763 5833**

**Email: [admin@nsw.swimming.org.au](mailto:admin@nsw.swimming.org.au)**

**Web: [nsw.swimming.org.au](http://nsw.swimming.org.au)**

*This Annual Report design was based on the Company  
Proposal Template by GraphicRiver.*