

SWIMMING NEW SOUTH WALES LIMITED



**ANNUAL REPORT
&
FINANCIAL STATEMENT
2011 – 2012**

NEW SOUTH WALES LIMITED OFFICERS AND ADVISERS 2011/2012

**PATRON
HER EXCELLENCY PROF MARIE BASHIR AC
GOVERNOR OF NEW SOUTH WALES**



VICE PATRONS

THE PREMIER OF NSW
MR JOHN DEVITT AM
MR CLIFFORD HARRIS OAM

BOARD OF DIRECTORS

PRESIDENT	PATRICK TROY
DIRECTOR	BILL FORD
DIRECTOR	MARK PAYNE
DIRECTOR	SUZANNE BERGERSEN
DIRECTOR	GLORIA WIEGMANN
DIRECTOR	LYNN ELLIOTT
DIRECTOR	ALAN THOMPSON
DIRECTOR	GRAHAM TOWLE
DIRECTOR	CHRISTOPHER MYERS
CHIEF EXECUTIVE OFFICER	MARK HEATHCOTE

REPRESENTATIVES

SELECTORS	LYNN ELLIOTT
	NEIL ROGERS
	PETER REINHARD
DELEGATE TO SWIMMING AUSTRALIA LTD	PATRICK TROY
DELEGATES TO NSW OLYMPIC COUNCIL	GRAHAM TOWLE
	PATRICK TROY
DELEGATE TO AUST COMMONWEALTH GAMES	PATRICK TROY
AUDITORS	ERNST & YOUNG

Honour Roll of Life Members

Since the inception of New South Wales Amateur Swimming Association

Life Member	Date of Induction	Life Member	Date of Induction
J. Taylor, C.B.E.*	10.09.42	K.F. Knight*	18.06.77
E.S. Marks, C.B.E.*	10.09.42	N.B. Dixon	21.06.80
B.R. Galland*	18.09.44	R.D. Faraday*	18.06.83
C.D. Bell*	12.09.46	H.J. Lang	15.06.85
J. Dexter, M.C.*	08.09.49	E. Stewart*	14.06.86
D. Hellmrich*	04.09.52	J. Valler*	14.06.86
S.B. Grange,.*	09.09.54	S.W. Alldritt*	13.06.87
W.J. Williams*	06.09.56	I. Wye, M.B.E.	13.06.87
J.H. Morison*	06.09.56	I. King O.A.M.*	18.06.88
R.F. Pegram*	04.09.58	J. Harrison*	17.06.89
J. Brophy, I.S.O., K.O.SG.*	06.09.62	H.J. Schofield,	17.06.95
Hon. L.J. Herron, C.M.G.	02.09.65	R. Jordan	13.06.98
R.G. Askew*	10.06.67	T. Samuel	13.06.98
P. Flynn*	14.06.69	C.B. Rickards*	19.06.99
J.C. Chapman Jnr*	14.06.69	H. Wood	17.06.00
W. Berge-Phillips*	14.06.69	C Harris	16.06.07
J.P. Henri*	13.06.70	P Troy	14.06.08
L. Phillips*	27.06.74		

*Denotes Deceased

Service Excellence Awards

Established in 2007 to recognise outstanding service to the Company

2007	Albert 'Pud' Williams Jo Currell David Billingurst Jim Pye Glad Pye	2008	Faye Rowles Margaret Spurway Ian Lamb	2009	Dennis Browning Lynette Crossley Peter Hall Margaret Kniha Janice Tredinnick
2010	Robert Guyer Neil Rogers Janelle Barnett Sunny Bidner Amanda Charnock	2011	Helen Ashpole Pauline Corthorn Joan Kellet OAM John Skene OAM John McIntosh		

SWIMMING NEW SOUTH WALES LIMITED

OBJECTS OF THE COMPANY

The objects of the Company are to:

- affiliate and otherwise liaise with SAL or its successor or assign and such other bodies as may be desirable to achieve these Objects;
- conduct, encourage, promote, advance, control and administer swimming activities in and throughout New South Wales;
- provide for the conduct, encouragement, promotion and administration of swimming activities through and by various Member Associations for the mutual and collective benefit of the Members;
- provide for the conduct, encouragement, promotion and administration of educational activities through and by various Member Associations and Associate Members for technical officials, coaches, athletes and learn to swim programs for the mutual and collective benefit of the Members;
- act in good faith and loyalty to ensure the maintenance and enhancement of the Company and swimming, its standards, quality and reputation for the collective and mutual benefit of the Members and swimming;
- at all times operate with and promote mutual trust and confidence between the Company and the Members in pursuit of these Objects;
- at all times to act on behalf of, in the interests of, and in conjunction, with the Members;
- promote the economic and sporting success, strength and stability of the Company, and each Member Association and to act interdependently with each Member Association in pursuit of these Objects;
- ensure compliance with the by-laws, policies and rules as amended from time to time of FINA, SAL and the Company;
- make New South Wales the leader in Australian swimming;
- apply the property and capacity of the Company towards the fulfillment and achievement of these Objects;
- use and protect the Intellectual Property;
- collect, distribute and publish information in connection with swimming;
- promote and control state meetings, competitions and championships and to the extent relevant, promote and assist in conducting national and international meetings, competitions and championships;
- strive for governmental, commercial and public recognition of the Company, the Member Associations and swimming;
- promulgate and secure uniformity in such rules as may be necessary or appropriate for the management and control of swimming and related activities in New South Wales;
- promote swimming as a spectator sport;
- through or in association with the Member Associations or other entities or of itself, promote the health and safety of all Individual Members;
- pursue through itself or others such commercial arrangements, including sponsorship and marketing opportunities as are appropriate, to further these Objects;
- formulate or adopt and implement appropriate policies, including in relation to member protection, equal opportunity, equity, drugs in sport, health, safety, junior and senior programs and such other matters as arise from time to time as issues to be addressed in swimming;
- represent the interest of its Members and of swimming generally in any appropriate forum;
- have regard to the public interest in its operation;
- do all this is reasonably necessary to enable these Objects to be achieved and to enable the Members to receive the benefits which these Objects are intended to achieve;
- encourage and promote performance-enhancing drug free competition; and
- undertake and or do all things or activities which are necessary, incidental or conducive to advance these Objects


SWIMMING NSW LIMITED BOARD OF DIRECTORS



President – Patrick Troy



Director – Bill Ford



Director – Suzanne Bergersen



Director – Lynn Elliott



Director – Graham Towle



Director – Mark Payne



Director – Chris Myers



Director – Alan Thompson



Director – Gloria Wiegmann

SWIMMING NEW SOUTH WALES LIMITED

ANNUAL REPORT 2011 / 2012

CHIEF EXECUTIVE OFFICER

I am pleased to present to you the 115th Annual Report of Swimming New South Wales Limited.

This booklet contains detailed reports on the competition and developmental areas of the sport along with a summary submitted by each of the Chairpersons of the Board, Competitions, Technical Swimming, Projects & Membership, Technical Open Water Swimming and Audit and Risk Committees.

It will also highlight our significant achievements and awards of the past year as well as the Company financial performance through a comprehensive audit report.



Achievements

This year, the Company has achieved a number of its Strategic and Operational objectives. The Board has provided strong strategic leadership flowing through to the Operational Plan which in turn sets the projects and goals of the office staff. In partnership with ascta NSW we have launched the SNSW Coach Development Framework which makes us one of the few States to have a specific development pathway for our coaches. This framework will place increased focus and resources on our coaches to provide them development opportunities that will drive the performance of our athletes.

Swimming NSW also conducted a full review of our Development pathways and programs this year. This review included adjustments to the various selection criteria for our squads to create closer alignment to the JX and YPS programs. We also developed a specific curriculum for each level of squad to ensure athletes are developed in a number of areas as they continue along the pathway.

NSW athletes continue to improve at both an Open & Age level achieving some excellent results at both the National Open & Age Championships. 12 NSW based athletes attended the 2011 World Championships in Shanghai, where they achieved two Gold, one Silver and one Bronze. At the National State Teams Short Course Championships held at the AIS in September, our age group swimmers pushed the QLD team right to the end of the three day meet, which was also very encouraging. We expect that the introduction of the Coach Development Framework and amended Development Squad pathways will further drive success for NSW.

Swimming NSW has continued to capitalise on the changes we have made over the previous years, so as to ensure the continued improvement of our sport into the future. The Board and staff are well aware of the importance of continually evolving the administration of our sport to suit the modern day needs of our membership and this year we have aimed to achieve this through both increased and improved service to our members.

Accordingly, another key area of focus this year has been to provide an increased level of service to our grass root members through our Development Officer network. We now have a total of six staff in the area of sport development, including regional Development Officers for Coast & Valley, Mountains and Plains, New England and North West, North Coast, South Eastern, Southern Inland and Western. We also have the Metropolitan Development Officer who provides support to the Metropolitan Areas.

In consultation with each of their Areas, our Development Officers have conducted a record number of development days this year. In all, over 60 Development days were held during the year, with almost 3000 swimmers in attendance. With the assistance of the Australian Swimmers Association we were able to provide 30 elite athletes appearances to attend many of these days. Our Development Officers also assisted with the running of ten JX and YPS Forums which 350 swimmers were able to attend. Aside from swimmer development activities, our Development Officers also ran numerous Coaching Accreditation Courses, Team & Meet Manager Courses in addition to Clubs Online and Website training. These fantastic results have aided significantly in developing our sport from the grass roots level which will only drive performance at higher levels.

Our Development Officers also continue to ensure effective two way communication between the Company and our members. We are now better placed to hear the concerns of our members and ensure that we can respond accordingly, both strategically and operationally.

The Competition Strategy Policy continues to work effectively across a wide range of Areas and it is pleasing to see many Clubs and Areas implementing changes to their meet programs so as to better suit the needs of their swimmers, Technical Officials and parents. Swimming NSW continues to embrace new technologies that are available to our sport and we will continue to ensure that these are made available and that they provide an increased level of service to our members. We will also be continuing to keep our website current and informative and embracing social media so as to effectively communicate with our younger members. We also hope to complete the upgrade of our online shop this year, so all our members regardless of their location will be able to enjoy the benefits of our Speedo Swim Shop.

Our events continue to be the showcase for our sport and this year we have introduced a number of new initiatives to enhance the experience for all stakeholders when they attend our meets. We have introduced online ticketing and merchandise for all events to help reduce the congestion in these areas especially at the commencement of meets, which has proved very effective. The Competitions Committee and event staff continue to work hard to ensure that our events remain innovative and at the forefront of swimming events in Australia.

This year we gained additional funding to assist our Technical Officials with attendance at our meets in Sydney and this was well received. The Technical Swimming Committee has worked closely with the Area Technical Swimming Coordinators to conduct a significant amount of training which has resulted in 711 new Technical Official Accreditations this year. The Company will continue to work hard to recognize and assist our hard working volunteers, whom without our sport would not be able to function to the high level that it does today.

Financial Performance

The Company recorded a loss for the financial year of \$57,615 however the size of this deficit was much smaller than the originally intended budget deficit of \$128,000.

The major reasons for the result are as follows:-

- ❖ Increased Donations, Sponsorship and Government Grants of \$142,000.
- ❖ Increased Swim Meet Revenue of \$11,000 due to increased entries and attendances.
- ❖ Increased Interest received of \$8,000 due to higher returns achieved on the Company's investments.
- ❖ A saving of \$12,000 on Insurance Premiums due to the excellent brokerage offered by JLT Sport, who work tirelessly to ensure they get the best premiums for our sport.

This gave the Company an Operating deficit of \$124,572 and this was offset by our Swim Trade and Speedo Swim Shop profits to the value of \$66,957. The Speedo Swim Shop improved its result from the previous year which was pleasing to see. The Board conducted a review of the Shop's operations this year, with the view to improving its profitability and we will be looking to implement the recommendations from this review during the next financial year.

Whilst the Company again recorded a deficit this year, the Board has been committed to maintaining a high standard throughout our core activities. The Board is also conscious that continued deficits are not sustainable and we therefore have set a balanced budget for the 2012/13 year.

Membership

The membership figures as at year end indicate a reduction in membership of 4.84% or 1661 to 32,589. Whilst this decrease is usual for the fourth year in the Olympic cycle, the decline could also be attributed to the poor weather experienced across the State during the summer months. Notwithstanding, it is disappointing given the positive membership figures of the previous two years.

Again this year, membership is an area that the Board has spent significant time reviewing and this summer our focus will be to utilise our Development Officer network to capitalise on the success of our athletes at the 2012 London Olympic Games to capture more people into our sport. We continue to provide assistance to Clubs to help them attract and retain members.

It is hoped that our shift in strategic emphasis to a greater grass roots focus will arrest the continued reductions in membership that we have experienced over the previous years. We also expect that our increased focus on the servicing of members through new programs and incentives will help drive membership throughout the year.

Congratulations

Congratulations to both **John Crawford Skene OAM** and **Ronald George Jordan OAM** for receiving an OAM in the Queen's Birthday Honours List for services to swimming. Congratulations also to **Ursula Carlile** on being awarded Swimming Australia Life Membership at their Annual General Meeting in October 2011.

To the following persons on their involvement with the NSW Sports Federation Awards in February 2012:-

Brant Best – Recipient – NSW Coach of the Year

John Rourke – Recipient – Distinguished Long Service Award

Mitchell Kilduff – Finalist – NSW Young Athlete with a Disability

James Magnussen – Finalist – NSW Athlete of the Year, NSW Team Athlete of the Year, NSW Team of the Year

Matthew Abood – Finalist – NSW Team of the Year

Eamon Sullivan – Finalist– NSW Team of the Year

The following clubs who achieved Platinum & Gold Standard in the Australian Unity Go Club PB program:-

Platinum

Ryde-Carlile

Willoughby

Gold

AquaBlitz Toongabbie

Carlile

Lane Cove

Mount Annan

Sydney University

Campbelltown

Ginninderra

Lismore Workers

Queanbeyan Leagues

To the following NSW based swimmers, coaches and managers who were selected to represent Australia at the 2011 World Championships:-

Swimmers:

Matthew Abood - Sydney University

Craig Calder - Albury

Geoff Huegill - SOPAC

Jarrold Killey - Hunter

James Magnussen - SOPAC

Eamon Sullivan - SOPAC

Kenneth To - Trinity Grammar

Benjamin Treffers - Burley Griffin

Jessica Ashwood - SOPAC

Belinda Hocking - Albury

Olivia Halicek - UNSW Uniswim

Angie Bainbridge OAM - Hunter

Coaches and Managers:

Brant Best

John Fowlie

Greg Towle

Bruce Vyvyan

Lynn Fowlie

To the following NSW based swimmers and coaches who were selected to represent Australia at the 2011 Para Pan Pacific Championships:-

Swimmers:

Matthew Levy – Cranbrook Eastern Edge

Andrew Pasterfield – Castle Hill RSL Dolphins

Richard Eliason – Ginninderra

Reagan Wickens – SLC Aquadot

Jacqueline Freney – Richmond Valley

Teigan Van Roosmalen – Mingara Aquatic

Sarah Hilt – Sydney University

Coaches and Managers:

Graeme Carroll

Angelo Basalo

To the following recipients of Awards at the Swimmer of the Year Awards:-

James Magnussen – Swimmer of the Year Award, People’s Choice Award, Swimmer’s Swimmer Award and Speedo Golden Moment

Eamon Sullivan - Speedo Golden Moment

Matthew Abood - Speedo Golden Moment

Brant Best - Coach of the Year
Felicity Galvez – Short Course Swimmer of the Year
Kenneth To - Discovery of the Year

Appreciation

I would like to acknowledge the involvement of the following organisations and individuals for their support throughout the year:-

- ❖ Speedo, for their ongoing valuable support of the Company.
- ❖ Courtyard by Marriott North Ryde, for their commitment to the Country Championships.
- ❖ SCU Banking, for their involvement with the Metropolitan Championships.
- ❖ Union of Old Swimmers, for their continued support of developing athletes.
- ❖ Office of Communities NSW - Sport & Recreation, for their continued support of swimming.
- ❖ Charles Turner and the staff at NSWIS, particularly Jim Fowlie, Jessica Corones and Daniel Blattman, for their approach to the ever developing program partnerships.
- ❖ Ross Coggan and the staff at SOPAC for their co-operation and support of our activities.
- ❖ Kevin Neil and the Swimming Australia staff for their assistance.
- ❖ The representatives of the Company Standing Committees
- ❖ To all Board members for their leadership and support throughout the year, as well as Area representatives, Club representatives, Technical Officials, coaches, parents and athletes who have contributed at any level over the last 12 months I extend a sincere thank you for your continued involvement.
- ❖ To Peter Lozan, who retired from the Board in July last year and to Pat Troy who was elected President at last year's AGM, for their support and guidance throughout the year, it has been very much appreciated.

Vale

- ❖ **Ray Seary** – Life Member of Ryde Carlisle Swimming Club
- ❖ **Cecil Leck** – Life Member of Queanbeyan Leagues Swimming Club
- ❖ **Sandra Carr** – Life Member of Narooma Swimming Club
- ❖ **Lou Verrender** – Life Member Maroubra Swimming Club
- ❖ **Wal Williamson OAM**– Life Member Maroubra Swimming Club
- ❖ **Murray Rose AM** – Olympian

Staff

Again this year, the staff structure has remained very stable, with only a small number of staff leaving us throughout the year. We have welcomed Janine Walker (Marketing & Communications) and Belinda Fraser (Development Officer) to the ranks and they are fitting well into the team. I welcome them both to Swimming NSW.

I would like to acknowledge the efforts of the following staff during the year for their untiring efforts, without them the organisation would not be in such a great position to meet its goals and objectives. Thank you also for their friendships and support throughout the year.

- ❖ Development & Events Manager – Matt Adair
- ❖ Membership Administrator – Michelle Kelly
- ❖ Development Officer (Metropolitan) – Darren Howard
- ❖ Development Officer (North Coast) – Narelle Duggan
- ❖ Events Co-ordinator – Cherry Smith
- ❖ Development Officer (South Eastern) – Pia Farmilo
- ❖ Development Officer (Coast & Valley) – Jarrod Anthony
- ❖ Development Officer (New England & North West/Western) – Pam Weste
- ❖ Finance Manager – Michelle Boon
- ❖ Speedo Swim Shop Manager – Gail Rea

Summary

As you will read in the following pages, the 2011/12 year has been another successful year for Swimming NSW and we look forward to continuing this great work in the coming years. We introduced many new initiatives this year as well as reviewing a number of existing Policies and Programs. The Company will continue to work diligently with our members at the forefront of our minds as meeting and exceeding their expectations will ensure our long term success.

Mark Heathcote
Chief Executive Officer
Swimming NSW

PRESIDENT'S REPORT

It is with much pleasure that I present my report for the 2011 – 2012 financial year. The report touches on some of what has been achieved during the past twelve months and what we anticipate will be achieved in the future.

Financially Swimming NSW is in an extremely stable and envious position. Even though we have been forced to operate with slight budget deficits in the past few years it is the Board's intention that during the 2012 -2013 financial year Swimming NSW will operate within a balanced budget.



We have finalised our Strategic Plan for 2012 – 2016 with the vision to be “*The Premier Swimming State in Australia*”. In line with the Swimming Australia Strategic Plan we have adopted three strategic priorities as the **pillars** by which our sport is developed and promoted. These are **Participation, Performance and Partnerships**.

Each pillar has specific objectives and outcomes and the Board, with the assistance of our CEO, Mark Heathcote will continue to investigate and secure whatever means is available to attract Government and corporate funding to assist us with achieving them.

The Strategic Plan is available on the Company's website and I would like to recommend that you take the opportunity to view it.

Our swimmers continue to perform exceptionally well at the national level and we are proud that nine (9) New South Wales swimmers have won places on the Australian Olympic Games Swimming Team for the London Olympics with a strong possibility that that number will grow to ten (10). Congratulations to all these fine young athletes for achieving the status of becoming Olympians.

At the 2012 Australian Age Championships although our gold medal count was slightly down from the previous year our total medal count was up by up by 11% overall. Although a pleasing result it is obvious that we still have a long way to go before we catch our Queensland cousins but with the assistance of our coaches and through the various development programs I believe that within a few years we will again become the dominant swimming State and be able to boast that New South Wales is indeed “The Premier Swimming State” in Australia.

In the main, entries for our State Championships continue to grow and the way that all our State Meets are presented and conducted by all concerned is a tribute to Swimming NSW. Some of the meets were deficient in the number of Technical Officials nominating to work at them but in the main all were conducted efficiently without any major complications.

Particular mention must be made of the 2012 Long Course Open Championships. The efforts and innovations that Mark, Matt Adair and all the staff members who were involved in the planning and running of these Championships were outstanding and as a result Swimming NSW has received many accolades from many of the interstate swimmers and coaches who attended them.

Our association with the New South Wales Institute of Sport (NSWIS) continues to be a strong and beneficial partnership for Swimming NSW and our athletes. The current agreement with NSWIS is coming to an end and the processes in negotiating a new agreement have already begun.

Swimming Australia (SAL) is close to finalising “Partnership Agreements” for each of its Stakeholders. There will be Key Reporting Areas (KRA's) and each of these will have targets developed that are mutually agreed to by both SAL and each Stakeholder. The funding that we receive from SAL will be dependent on us meeting the various KRA's.

One of these KRA's will be to increase our membership and an action plan will be developed to meet the target to be set by SAL. Our membership has been in decline over the past few years and we must be proactive in growing our numbers to guarantee the future of competitive swimming in this State. We will need the cooperation and assistance of our Areas and Clubs to help us achieve our targets in this KRA to assist with increasing the Company's income stream so that we can provide the necessary development programs.

I would like to extend my appreciation and acknowledge Mark Heathcote and all the SNSW office staff for their dedication and work ethics to the Company. They spend many hours ensuring that the Company is efficiently run and that our members' requirements are being met. The contribution that they all make to the success of SNSW cannot be measured.

I would also like to pay tribute to and give thanks to;

- The Directors of the Company for the support that they provide to Swimming NSW and me.
- Members of the various Standing Committees for the countless hours that they unselfishly give to Swimming NSW.
- The Technical Officials and volunteers who provide their time and expertise with the running of swim meets from Club to National Level.
- ascta NSW for its support of our teams and development programs.
- The New South Wales Institute of Sport and Head Swimming Coach (Jim Fowlie) for its support and the services it provides to our elite athletes.
- Mr. Kevin Neil (CEO Swimming Australia) and his staff for the support and guidance that they provide to SNSW through the year.
- The management and pool staff at SOPAC for their assistance in ensuring that all our State Championships is successfully conducted.
- All the Areas and Clubs for their ongoing commitments which ensures that our sport continues to function and thrive at all levels throughout the whole of New South Wales.

In conclusion, I am confident that the coming year will again see Swimming NSW continue to prosper and grow through the efforts of our office staff and the multitude of volunteers and Technical Officials who unselfishly give their time to the Company.

There will be more challenges to be met in the coming 12 months but I believe that Swimming NSW has the capability and the commitment to overcome them as required and once again display to the rest of Australia what a great organization we are.

Patrick Troy
President
Swimming New South Wales Ltd.

AUDIT AND RISK COMMITTEE REPORT

	Monthly Meeting Attendance April 2011 – July 2011 (3 Meetings)	Monthly Meeting Attendance August 2011 – March 2012 (5 Meetings)
Graham Towle, Chairperson	3	5
Frank Latta	3	3/4
David Goff	2	5
Mark Payne	1	5
Bill Ford	3	4
Philip Speet	1	3

Background

The Audit & Risk Committee was established by the Board in accordance with the Committee Charter, adopted in June, 2009, for the operation of this Committee. The Committee was then formed in accordance with Clause 30.1 of the Constitution of Swimming NSW. The main role of the Audit & Risk Committee is to assist the Board to fulfill its corporate governance objectives.

Projects carried out or commenced during the Year

During 2011/2012 the Audit & Risk Committee carried out a number of ongoing and one off projects including:-

- Regularly reviewed the financial performance and end of month financial reports of the Company and reported its findings and comments to the Board;
- Reviewed the Budget process and the Draft Budget for the 2012/13 Financial year and referred its comments and suggestions to the Board;
- Reviewed a number of Company Policies and Procedures in accordance with a rolling program of review for all Policies and Procedures used by the Company;
- Regularly reviewed and noted progress in the Strategic Risk Assessment Plan established for the Company;
- Regularly reviewed and noted progress in the Operational Plan for the Company;
- Regularly reviewed the 2011/12 Budget and actual performance of the Company against that Budget throughout the year;
- Reviewed the Draft Budget for 2012/13 before submission to the Board for consideration;
- Reviewed the Delegation of Authority Schedule for the Company and referred suggested changes to the Board for consideration;
- Members of the Committee attended the Pre-Audit Meeting with Ernst & Young in March, 2012, to discuss specific items that may be included in their upcoming annual audit;
- For several months a Sub-Committee of the Audit & Risk Committee has been working on a review of the operations of the Speedo Shop and other commercial operations available to the Company. The Board has received an interim report but is awaiting the final report from the Audit & Risk Committee in the first half of the new financial year;
- The Audit & Risk Committee established an Annual Work Plan to ensure that the main objectives of the Committee are met in a timely and prioritized fashion.

Conclusion

The Audit & Risk Committee functioned effectively throughout the Company year and it has assisted the Board and Swimming New South Wales in many arrears of its responsibility, as detailed above.

This opportunity is taken to sincerely thank all of the members of the Committee for their dedication, assistance and support in the projects and tasks referred to them during the year.

Frank Latta resigned from the Committee in February, 2012, and he had been a member of the Committee since its inaugural meeting on 17th November, 2009. Thank you to Frank for his contribution over many years.

Particular mention is also made of the considerable effort that is always put in by the staff of Swimming NSW and especially Michelle Boon and Mark Heathcote, who support and service the functions and needs of this Committee.

Graham Towle, Chairperson, Audit & Risk committee

COMPETITIONS COMMITTEE REPORT

	Monthly Meeting Attendance April 2011 – July 2011 (1 Meetings)	Monthly Meeting Attendance August 2011 – March 2012 (5 Meetings)
Neil Rogers, Chairperson	1	5
John Bladon	1	3
Mary Carty	1	2
Greg Morrison	1	4
Graham Taylor	-	5
Gloria Wiegmann, Board Representative	1	-
Graham Towle, Board Representative	-	1
Suzanne Bergersen, Board Representative	-	2
Gavin Stewart, ascta Representative	1	4

The Swimming NSW Competitions Committee continued their approach of the ongoing review of Swimming NSW competition events to ensure further development of the NSW event structure, in line with National events. Qualifying times are reviewed on a regular basis and the Competitions Committee has continued to raise the qualifying standards at NSW Championship events. The high levels of participation across events are a tribute to the continued hard work of the coaches and athletes, indicating that they are well-prepared for NSW Championship events.

The Competitions Committee has adopted a collaborative approach whereby the competition calendar has been structured to ensure top levels meets leading into State and National Championships. The events structure has remained stable, with the inclusion of the Long Course Qualifying meet held in October 2011 and the New South Wales Grand Prix held in December 2011. The NSW State Age Championships was a huge success, following on from last season's record numbers, entries again increased, further demonstrating the tremendous job our coaches are doing preparing their swimmers for success at the key NSW Championship events. The introduction of a 'Swimmer of the Night Award' was well received, based on the relevant Australian Age record. It was pleasing that the prize was awarded to a different swimmer on each night of competition.

The Annual Point Score Banner was once again hotly contested by all NSW clubs. The Annual Point Score Banner is a prestigious award for clubs to compete for throughout the season, with the emphasis being placed upon all club swimmers to participate and gain points to contribute to their club's overall tally.

The NSW State Open Championships was our premier event during the past summer season and was an outstanding success, due to the timing of the Championships, increased entries and competitor numbers as well as coaches and athletes looking for high quality racing in the lead up to the Australian Open Championships. As a result there was a large contingent of interstate and international swimmers competing at the championships. Our swimmers can only benefit from this standard of competition, having to race hard and fast to gain places in finals. As in previous years, Swimming NSW awarded prize money at the Championships to reward swimmers, coaches and clubs for their outstanding performances over the three days of competition.

The NSW Competitions Committee continues to develop a long term Calendar in consultation with Areas, ascta NSW and Swimming Australia to ensure there is a consistent and reliable Event Calendar in place and are looking at providing high quality competition on a regular basis across the year. The calendar allows coaches and athletes to effectively plan their training programs while targeting specific Championship events.

As always, input from Swimming NSW members and coaches is vital to ensure the Committee is providing the best programs for all swimmers.

Neil Rogers, Chairperson, Competitions Committee

PROJECTS AND MEMBERSHIP COMMITTEE REPORT

	Monthly Meeting Attendance April 2011 – July 2011 (4 Meetings)	Monthly Meeting Attendance August 2011 – March 2012 (4 Meetings)
Branko Sutic, Chairperson	4	-
Gai Schubert	4	3
Ian Hien	4	-
Graham Taylor	4	2
Alex Warwar	1	1
Joanne Nichols	1	-
Jacqui Gilbert	3	4
Adam Kable	-	3
Jessica Heaslip	-	4
Peter Reinhard	-	3
Walter Hitchell OAM, Board Representative	3	-
Gloria Wiegmann, Board Representative	-	4

The Project and Membership Committee completed another successful year, accomplishing a number of successful projects which have assisted greatly in educating and rewarding our members. These achievements would not have been possible without the tremendous support and assistance of the staff of Swimming NSW including Annie Morton, Rebecca Mulder and Mark Heathcote, who deserve particular mention for their professional, support and advice throughout the year while Walter Hitchell OAM & Gloria Wiegmann, have to be commended for their invaluable advice and encouragement over the past 12 months. Appreciation is also extended to the Board of Swimming NSW for its ongoing support and encouragement of the P&M Committee throughout the year.

One of the highlights for the Committee this year was the successful running of the Swimming NSW and Andrew Lauterstein Golf day. The day was a fantastic success with over 70 golfers in attendance that helped raise in excess of \$5,000 for the Ian Thorpe's Fountain for Youth. The Committee is currently planning this year's Golf Day which will be held later in the year.

The Committee also organised the return of the Parents & Swimmers Seminar which was held in September last year, which featured a wide range of topics from some very experienced presenters. 100 young swimmers and their parents attended the day and the feedback received was excellent. We have begun putting the program together for this year's seminar and this will be announced very soon.

The Committee has also run many educational seminars throughout the year for parents and coaches in conjunction with the various Swimming NSW meets and we have been encouraged by the healthy attendance levels at these sessions. We have also developed athlete appearance procedures to make it easier for clubs and areas to secure athletes for their various events and development days.

At present the Committee has a number of other projects underway, they are challenging and exciting and we believe they will be well received and supported. I can speak for all Committee members when I say that we look forward to continuing our fantastic working relationship with Swimming NSW. I would like to personally thank the committee members for their professional approach throughout the year. We had some Committee members leave us last year and I would like to thank them for their many years of service and also welcome our newer members who have carried on the great initiatives as well as coming up with lots of exciting new ideas.

Jacqui Gilbert, Chairperson, Projects & Membership Committee

TECHNICAL OPEN WATER SWIMMING COMMITTEE REPORT

	Monthly Meeting Attendance April 2011 – July 2011 (3 Meetings)	Monthly Meeting Attendance August 2011 – March 2012 (3 Meetings)
Brian Hosford, Chairperson	3	3
Mary Carty, Chairperson	2	2
Al Koh	2	3
Ben Tuxford, ASCTA representative	2	-
Alex Warwar	2	2
John Young	-	3
Bill Ford, Board Representative	3	3

2011-2012 proved to be a constructive year for the New South Wales Technical Open Water Swimming (TOWS) Committee. Appreciation is extended to the Board of Swimming NSW for its ongoing support and encouragement of the TOWS Committee throughout the year. Special mention and thanks must go out to Pat Troy and Bill Ford from the Committee and Matt Adair for their continued support and timely advice which was greatly appreciated.

Some of the major achievements for the year are:-

- Further revision and creation of information documents and checklists to assist organizers, competitors and Technical Officials involved with Open Water Swimming events.
- Ongoing development and inclusion of TOWS specific resources on the revamped Swimming NSW website, which contains excellent documents, checklists and information for Parents, Swimmers, Coaches, Clubs and Technical Officials.
- NSW Open Water Swimming Championships held in December, 2011 were again very successful with large numbers of competitors entering all events. Open Water Swimming continues to gain momentum since its inclusion in the Olympic swimming program, with many young athletes now seeing Open Water swimming as a pathway to the National Team. A huge thank you must again be extended to the Technical Officials, who worked at the NSW Open Water Swimming Championships this year, without your dedication the Championships could not have gone ahead.
- The Swimming NSW Marathon Series has continued to grow with more events being offered for Open Water swimmers throughout the state.
- TOWS Committee members assisted some Clubs and Areas in the organization and running of their particular events.
- All TOWS members continued to provide support and technical training to those officials attending Marathon Swimming Events for the first time.
- The TOWS Committee is redesigning the Finish Gate for next season so the gate will be more robust and easier to use.
- The Open Water equipment owned by Swimming NSW, and looked after by the Equipment Officer Al Koh, has continued to be upgraded during the year.

I must take this opportunity to personally thank all of the members of the Technical Open Water Swimming Committee for their dedication and willingness to assist where there was a job to be done.

The Board support together with the continued support of all the Staff of Swimming NSW has enabled the TOWS Committee to continue to promote and develop Open Water Swimming in New South Wales throughout the past year.

Brian Hosford, Chairperson, Technical Open Water Swimming Committee

TECHNICAL SWIMMING COMMITTEE REPORT

	Monthly Meeting Attendance April 2011 – July 2011 (3 Meetings)	Monthly Meeting Attendance August 2011 – March 2012 (9 Meetings)
Janelle Barnett, Chairperson	1	5
Mary Carty	3	-
Jann Fathers	2	7
Ken Jones	-	7
Norman Roberts	3	8
John Skene OAM	2	9
Margaret Spurway	2	-
John Hart	2	8
Graham Taylor	3	7
Faye Lewis	2	9
Graeme Field	-	8
Graham Towle, Board Representative	-	6
Pat Troy, Board Representative	3	-

The Technical Swimming Committee elections in August saw the appointments of Ken Jones and Graeme Field. We also welcomed Graham Towle as the TSC Board Liaison officer. We would like to take this opportunity to acknowledge the contributions that Mary Carty and Margaret Spurway made whilst members of the Committee, thank you to them for their hard work and dedication.

This past year has again been very busy for all members of the Committee as we continue to review existing Policies and Procedures. We have updated and separated the Referee, Check Starter and Marshal's Training Notes and exercises. We have also updated the Level 2 Referee's Examination Paper and have just finalised a training paper addressing Rule Considerations, which will be a topic discussed at our next Annual Forum. The Starter's Training Notes are also currently being reviewed.

An updated Swimming NSW Digest was issued in May 2011. An MC Rules Review and changes to SAL protocols, General Rules and entry procedures resulted in amendments after this was issued. These were all circulated and reported to members on the association website as they were adopted.

Congratulations to the participants of the Swimming NSW Technical Officials Scholarship Program, who were kept busy during the past year with many opportunities for training and officiating on offer. Whilst this program will not continue this season an exciting new Regional Training Program is being developed. The TSC are still very concerned with the lack of Technical Officials nominating to work at State Meets and are working closely with the Board of SNSW to try to resolve this issue.

The Officials Mentoring Program is continuing with reports indicating that Mentors and their Mentees are all benefitting from this form of support and exchange of knowledge. The TSC encourage all Technical Officials to consider joining this program.

Once again we were able to send Technical Officials, and a mentor, to the SAL State Teams Age SC meet and the Technical Officials Development Workshop held in Canberra. The TSC thank SNSW and SAL for continuing to support this event.

The SNSW Assessment Panel has also been very busy this past season with many Referees and Starters being elevated to Level 2, and Level 3 status. The numbers of those applying for these assessments is such that it is now difficult to assign all applicants to meets approved for this purpose within the confines of one swimming season. The Assessment Process continues to be reviewed to assist with this.

It was pleasing that the number of people presenting themselves for training and assessment improved again last year, with all Areas being involved at some level.

The results of successful assessments held during the year were;

General Principals	79	Inspector of Turns	21
Starter	62	Judge of Strokes	18
Check Starter	78	Recorder	16
Marshal (CofC)	85	Referee	19
Timekeeper	302	Others*	15
Chief Timekeeper	87	TOTAL	782

* Others includes Finish Judge, AOE, Announcer

Many Presenter and Assessor courses were scheduled throughout the season, although a number of them had to be cancelled or postponed due to a lack of available participants. TSC members attended the Country Regional Meets, providing assistance with training and assessments over the weekend at all venues.

The Annual Technical Officials Forum and The Annual Awards Dinner were again well attended. We congratulate the following recipients on their awards;

Appreciation Award – Mr Ian Lovegrove
Services to Officiating – Mrs Jo Currell
Berry Rickards Encouragement Award – Mrs Bronwyn Hatzis
ATSC Coordinator of the Year – Mrs Jenny Dunstan
Open Water Technical Official of the Year – Mr Al Koh
Technical Official of the Year – Mrs Mary Carty

In closing, the Technical Swimming Committee would like to thank;

- The Technical Officials who continue to provide their time and expertise to assist at the many State, National and International meets, as well as the various other meets which are held throughout the year,
- The ATSC Coordinators and the members of their committees whose demanding work assist in the successes of Swimming NSW Technical Officials,
- Jim Fowlie for his assistance with training the Scholarship Holders,
- Cherry Smith, for her work as our secretary and the SNSW CEO and Board of Directors for their ongoing support.

Janelle Barnett, Chairperson, Technical Swimming Committee

SWIMMING NEW SOUTH WALES LIMITED CHAMPIONSHIPS REPORT

NSW State Championships

NSW State Open Short Course Championships 3 – 4 June, 2011

The 2011 NSW State Open Short Course Championships were held on June 3-4 at Sydney Olympic Park Aquatic Centre, and the competition was fierce through the opening Meet of the winter season. With a host of NSW age records broken over the course of competition, the 2011 NSW State Open Short Course Championships offered a fantastic display of swimming talent and a glimpse of some of our future champions as they compete in the open categories. Congratulations to all competitors, medalists and in particular to the Hunter club who took out the trophy for highest Club Point score.



NSW State Age Short Course Championships 12 – 14 August, 2011



Sydney Olympic Park Aquatic Centre was host to the NSW Speedo State Age Short Course Championships on the 12-14th August weekend. There was plenty of competition and great swimming throughout the weekend with 1096 swimmers from 116 teams taking part in the championships. In a highlight over 97% of entries received were taken via the online entries system. Carlisle Swimming Club finished with a total of 3,164 points on the Club Point score to win first place ahead of Cherrybrook Carlisle Swimming Club (2,009) in second place and Hunter Swimming Club in third place (1,583).

NSW State Age & Open 5km & 10km Open Water Championships 3 – 4 December, 2011

The major Open Water swimming event on the Swimming New South Wales calendar was held on the 3rd and 4th December at the Sydney International Regatta Centre in Penrith. Clubs from across New South Wales were strongly represented in both the 5km and 10km events with solid entry numbers. Joining New South Wales swimmers were competitors from Queensland, Victoria, South Australia along with visiting athletes from New Zealand and Japan. Saturday saw the 5km events held in pleasant conditions with over 221 competitors taking part in the age group and open events. The weather turned cold on Sunday as competitors took to the course for the 10km event which unfortunately for all had to be called off at the 7.5km due to dangerous weather conditions.

A big thank you must be extended to all the volunteers who assisted with water safety and the Technical Officials that attended the Championships, without your support the event could not take place.



NSW 10 & Under -12 Years State Age Championships 7 – 8 January, 2012

The Speedo NSW State 10 & Under-12 Years Age Championships were held on 7-8 January 2012 at SOPAC with 1211 athletes from 118 teams across the State attending the Championships. A highlight of the Championships was again the traditional Fred Lane and Fanny Durack 10 x 50 metre club relays. The Point score Trophy was also awarded at the Championships to Carlile with 962 points, dominating the rest of the teams as SOPAC took 2nd place with 719 points and Tuggeranong Vikings rounded out the top 3 in 3rd place with 622 points.



NSW State 13-18 Years Age Championships 10 – 15 January, 2012

With one day to recover for coaches, parents and Technical Officials, the Speedo NSW State 13-18 Years Age Championships kicked off on Tuesday 10th January 2012 with 1105 athletes from 117 teams converging on the Olympic venue at Sydney Olympic Park for the six day meet. Teams from Victoria and Queensland also attended the Meet with 4,324 entries (85% online) being received by Swimming NSW. The Summer Age Championships are always contested in a heats and finals format with the heats commencing in the morning and the finals being swum at night. The top 10 swimmers from the morning's heat session advance to the night time finals and the swimmers have the opportunity to experience an elevated quality of competition format with the names being announced to the crowd, especially timed medal presentations and at times, commentary from the announcers. Congratulations to the following swimmers who received the swimmer of the night awards on each night of competition, Laura Crockart (Ryde Carlile), Abbey Harkin (Novocastrian), Ami Matsuo (Carlile), Jayden Hadler (SOPAC), Emma McKeon (West Illawarra), Lucy McJannett (Bayside) and Te Haumi Maxwell (SOPAC).



NSW State Open Championships 10-12 February, 2012

Swimming NSW's premier event, the 2012 NSW State Open Championships, were held at Sydney Olympic Park Aquatic Centre from 10th-12th February 2012 with a number of high profile athletes, both interstate and overseas, attending the three day meet. International athletes included Double World Champion Tae Hwan Park of Korea and Swedish World Champion Therese Alshammar, who made the journey to Australia along with teams from Japan, Great Britain, Singapore, Malaysia, China, Mozambique and New Zealand. Interstate teams made their mark with Queensland, Victoria, Western Australia, Tasmania and South Australia not afraid to take on the NSW athletes on their home turf.

There were a total of 158 teams, 911 athletes and 3580 entries for this Meet with all figures steadily showing an increase compared to 2011 figures. Swimming NSW would like to congratulate all athletes who competed at the Championships but also make special mention of the following 2012 NSW State Open Championships Prize Money winners in the relevant categories;

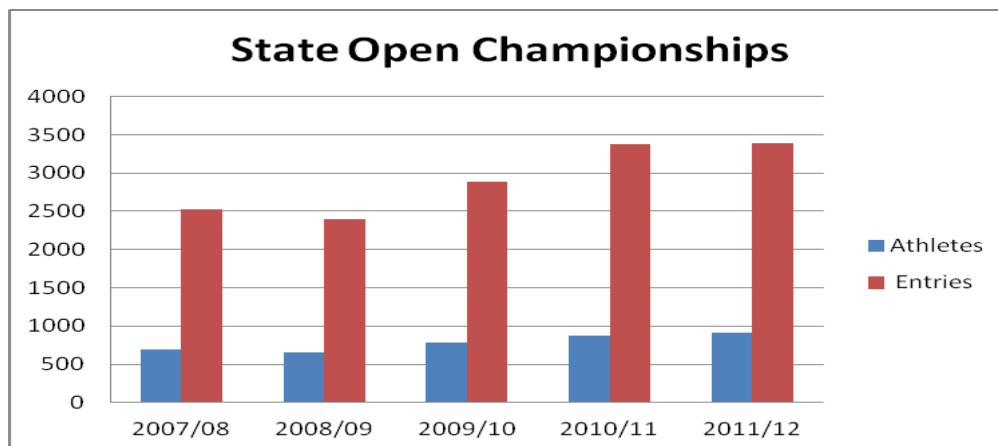
NSW Male Swimmer of the Meet – **David McKeon** (Wests Illawarra Aquatic)

NSW Female Swimmer of the Meet – **Belinda Hocking** (Albury)

Male Swimmer Coach of the Meet – **Ron McKeon**

Female Swimmer Coach of the Meet – **Shannon Rollason**

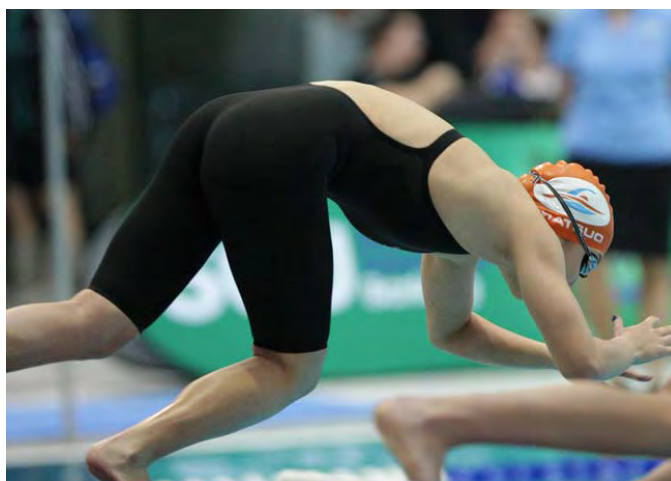
Forbes Carlile MBE Premier Club recipients;
 1st Place Club Award – **St Peters Western, QLD**
 2nd Place Club Award – **Nunawading, VIC**
 3rd Place Club Award – **Southport Olympic, QLD**
 1st Placed NSW Club Award – **SOPAC, NSW**



NSW Metropolitan Championships

SCU NSW Metropolitan Short Course Championships 16 – 17 July, 2011

Sydney Olympic Park Aquatic Centre was again host to the 2011 SCU Metropolitan Short Course Championships on July 16-17. Following some fantastic results from the Country Championships a week earlier, metro swimmers were on show to prove they can match it with their regional counterparts. The 2011 SCU NSW Metropolitan Short Course Championships saw a host of young swimmers stake their claims for future glory in the sport and a number of records broken. For many of the competitors, the focus now turns to the NSW Speedo State Age Short Course Championships, August 12-14, whilst for the elite competitors it's a race against the current Australian team to qualify for London 2012 through the Australian Championships in March, 2012.



SCU NSW Metropolitan Championships 3 – 4 March, 2012

The SCU NSW Metropolitan Championships were held on 3rd and 4th March 2012 at the Sydney Olympic Park Aquatic Centre with 986 athletes, taking to the water for the two days of competition. Another ongoing success was the Online Entries reaching 89% for this Meet which was very pleasing to see how many swimmers and parents have embraced the new technology. Over the course of the Championships a breathtaking number of records were broken by competitors. Each year, SCU Banking, proud sponsor of these Championships, presents the following awards to successful clubs in the Joseph M. Harrison Premiership Club Point score:

1 st Place	\$300	won by Cherrybrook Carlile with 1,722 points
2 nd Place	\$200	won by Carlile with 1,498 points
3 rd Place	\$100	won by SOPAC with 1,220 points
Small Club Incentive	\$100	won by Terrey Hills

SCU Banking also presents the SCU Chairman’s Award to the winners of Events 75 and 76, Men and Women 50m Freestyle which is a cash incentive of \$100. This year the winners were;

Men: Te Haumi Maxwell (SOPAC Swim Club)

Women: Olivia Halicek (UNSW Uniswim)

NSW Country Championships

Courtyard by Marriott North Ryde NSW Country Short Course Championships 9 – 10 July, 2011

Sydney Olympic Park Aquatic Centre was a hive of activity over the July 9-10 weekend, with swimmers travelling from throughout New South Wales to compete in the Courtyard by Marriott North Ryde Country Short Course Championships. With a number of competitors returning from the Australian Short Course Championships in Adelaide, there was plenty at stake as swimmers took each other on in age and open categories. Swimmer of the Meet honours went to David McKeon (Wests Illawarra) and Meg Bailey (Hunter), both well deserved. Hunter Swim Club was awarded the overall club Point score with a total of 3117, ahead of Mingara Aquatic with 2820 and Novocastrian third with 2483 points.



Courtyard by Marriott North Ryde NSW Country Championships 25 – 26 February, 2012



On 25-26 February 2012, 893 athletes descended on Sydney Olympic Park Aquatic Centre for the Courtyard by Marriott North Ryde NSW Country Championships. 97 teams from the ACT, Mountains and Plains, Coast and Valley, Far North Coast, Mid North Coast, Southern Inland, New England and North West, South Eastern and Western Areas made the journey to the Olympic venue for the two day meet.

One of the highlights of the weekend was the Annual Parade of Competitors which was conducted on Saturday 25th. In its 35th year of tradition, an impressive 85 teams participated in the march past around the competition pool with the Small Teams section taking centre stage first, followed by the Speedo Trophy Big Teams section. Werris Creek was named as the winner of the Small Teams Trophy, while Trinity Lismore took home the Speedo Trophy. In accordance with the rules, the march past was judged on each team’s neatness, suitability and uniformity of dress, and for deportment, in accordance with a Point score system.

Swimming NSW Sponsor, Courtyard by Marriott North Ryde also supported the Male and Female Swimmer of Meet Awards this year whereby the two winners were selected upon times swum at the Meet and compared to relevant State records. For 2012, Canberra athlete David Allen won the Male Swimmer of the Meet, while Jade Moody of Denman won the Female swimmer of the meet.

Other NSW Meets

NSW Short Course Development Meet 25 September, 2012



The NSW Short Course Development Meet at SOPAC went well for all teams involved. For many swimmers, it was their first time swimming at Sydney Olympic Park Aquatic Centre and all competitors seemed to enjoy themselves and get a lot from the experience. Everyone did really well and Swimming NSW would like to commend the efforts made by all participants to get here for such a great meet. Overall, it was Swimming North Coast who scored the greatest number of gold medals over the day, however, it was Metro South East who scored the most points and managed to come away winners.

NSW Country Regional Meets 21 – 22 January, 2012 at Lambton, Gunnedah and Tuggeranong

Lambton Country Regional

The Country Regional Meet was hosted by the Coast and Valley Swimming Association, held at the Lambton Swimming Centre located in Newcastle. This outdoor venue proved to be highly successful, with competition of a high standard and many competitors setting personal best times over the two days. The Meet attracted 1763 entries from 303 athletes from several areas of the State as well as two international competitors (visitors) from China. On Saturday the deputy Lord Mayor of Newcastle was in attendance to officially open the 2012 Country Regional Meet.

Gunnedah Country Regional

Gunnedah opened its arms wide to extend warm hospitality to the swimmers, parents, coaches, spectators, other visitors and officials. The officials and SNSW representatives were welcomed by the Mayor of Gunnedah at an official welcome function on Friday evening. On Saturday morning the Welcome to Country was spoken by Samuel Griffiths and Anna Maxwell sang the National Anthem before the first event of the weekend left the marshalling area. Representatives from 33 New South Wales clubs in the form of 168 athletes came to Gunnedah with a variety of goals. Some were competing in their first meet outside local club events, others trying to secure a qualifying time for a higher level meet later in the season. If the smiles and happy faces on those on the dais receiving their medals or discovering they now had a new PB or had made that qualifying time or achieved the goal they were aiming for were any indication, it was a very happy and successful meet.



Tuggeranong Country Regional

The Tuggeranong Country Regional Meet was held at the AIS pool at Bruce, and attracted swimmers from all parts of southern New South Wales and northern Victoria. The largest of the three Country Regional Meets held over the weekend of 21st and 22nd January, the Tuggeranong meet attracted 450 swimmers entering in over 2000 events. Thank you to all those at the Tuggeranong Vikings Club whose hard work made the weekend such a success.

NSW Speedo Sprint Series Heats 4 - 5 February, Finals 11 March 2012

The annual NSW Speedo Sprint Series Finals continued to be the biggest Swimming NSW event of the season with family and friends flocking to Sydney Olympic Park Aquatic Centre on March 11th to watch their swimmer's contest the Finals. Entry count was up this year with 3,150 entries being submitted by the Areas and 1,207 athletes contesting the day long meet of 50m sprints and relay events for each age group 8-13 years. Swimmers needed to have competed at the Speedo Sprint Heats competition (an encouragement meet for new members to join the sport of swimming in NSW in a competitive racing environment) beforehand and placed in the top three to progress through to the Finals. As a result, this competition continues to attract and highlight the young talent in NSW. Metro South East took out this year's title and making it five years in a row with 822 points. Metro North West came in a close 2nd with 647 points and Metro North East in 3rd place with 632 points.

NSW Annual Club Point Score

At the conclusion of the 2011 Winter Season and the 2011/2012 Summer Season, all the Point scores were combined and the NSW Annual Club Point Score was calculated. The top ten clubs in the Annual Point score will receive a banner for their club to commemorate an outstanding 12 months of Swimming. The top ten clubs are as follows: -

1. Carlile
2. SOPAC Swim Club
3. Hunter
4. Cherrybrook Carlile
5. Woden
6. NC Aquatic
7. Wests Illawarra Aquatic
8. Ripples St Marys
9. Mingara Aquatic
10. Cranbrook Eastern Edge

National Achievements

2011 National Age Championships

18-23 April, 2011

The 2011 National Age Championships were held at the new Marion Aquatic Centre, Adelaide, from April 18-23. NSW competitors performed strongly throughout the Championships, taking home a medal tally of 40 gold, 34 silver and 36 bronze to place second behind Queensland. Especially strong performances came from Ami Matsuo (Carlisle), Hugo Morris (Woden) and Kenneth To (Trinity Grammar), each bagging multiple gold medals.

Day one of the Championships saw Hugo Morris (Woden) step up to the blocks and dip under two minutes for the first time in the boys 16 years 200m butterfly to take the gold medal in a time of 1:59.79. Kenneth To (Trinity Grammar) followed up his selection on the World Championships team, with a time of 22.54 to take gold in the 17-18 years 50m freestyle final.



Backing the future of NSW female swimming, seven out of ten finalists in the girls 14 years 200m Individual Medley were from NSW. Ami Matsuo (Carlisle) and Meg Bailey (Hunter) battled it out over the 200m with Meg leading through the 150m turn, only for Ami to come home strongly to win the gold in a time of 2:18.45. In the boys 14 years 200m Individual Medley, NSW again filled seven of the ten finalist berths. Mack Horton of Melbourne Vicentre went out strongly, but Ryan Leonard (Hunter) reeled him in over the backstroke and continued to lengthen his lead. Ryan held on to win in a time of 2:10.49, with Angus Hannan (Cherrybrook Carlisle) finishing third.

Jessica Ashwood (SOPAC) hit the water for the first time since her selection on the World Championships team, reinforcing the selection with a gold in the 400m freestyle in a time of 4:12.12. Not to be outdone David McKeon (West Illawarra Aquatic), fresh from surprising a few at National Opens in the 400m freestyle, again proved to be one to keep an eye on, taking out the boys 17-18 years 400m freestyle in a time of 3:51.57.

Finishing up the events on night one, Sean Maloney (Woden) smashed his previous personal best by over twelve seconds in the 15 years 1500m freestyle to take the silver medal in a time of 16:15.11. Congratulations to the Trinity Grammar Boys 18 & Under relay team made up of Kenneth To, Nathaniel Romeo, Ryan Miller and Nathan Miller, breaking the National Record in a time of 3:26.51. Day two of competition saw Jessie King (Forster Aquatic) off to a winning start when he stepped up to the blocks in the boys 15 years 100m breaststroke with a time 1:05.87.

Jessica Ashwood (SOPAC) and David McKeon (West Illawarra Aquatic) continued their dominance of the 17-18 years freestyle events at the Championships taking out the 200m freestyle. Jessica dipped under 2:02 for the first time in the heats swim and consolidated that improvement with a 2:01.06 to grab the gold. David had to work hard in the boys 200m freestyle, going stroke for stroke with Kenneth To (Trinity Grammar) over the first 150m before stretching out to touch ahead in a time of 1:49.87.

Hugo Morris continued his domination at the Championships in the 400m Individual Medley. Not perturbed by some of the visitors posting fast heats swims, Hugo lead from start to finish, sealing the win in 4:31.45.



Day three brought more domination in the 14 years age group. Ami Matsuo (Carlisle) stepped up to the 100m freestyle looking to build on some strong performances. Ami went out fast, leading into the turn and cleared out on the home stretch to touch almost one and a half seconds ahead of second place in a time of 55.26. Wanting his own share of the spotlight, Edward Marks (MLC Marlins) proved to be the best of the boys seizing the gold in a time of 53.39. Angus Hannan (Cherrybrook Carlisle) and Peter Topalidis (Auburn) shared the spoils for third place hitting the wall in 53.47.

The big Sho Nishimoto (Carlile) continued his good form in the longer distance events at National Age, taking out the silver medal behind Hugo Morris (Woden) in the 16 years 400m Individual Medley in a time of 4:33.28. Also getting in on the action, Ellen O'Rourke (CherryBrook Carlile) grabbed the silver in the 15 years girls 50m dash, stopping the clock in 25.76.

The Carlile Girls 16 and Under 4 x 100m relay team of Leanne Wright, Georgia Miller, Alicia Caldwell and Ami Matsuo set the pool alight, smashing the previous Australian record to write their names in the record books in a time of 3:47.63. In the Boys 14 and Under 4 x 50m medley relay, Ryde Carlile and SOPAC snagged the silver and bronze respectively. Day four saw Leah Bird (Hunter) and Nicole Mee (Cranbrook Eastern Edge) continue the NSW dominance in the 17 – 18 years age group taking out the silver and bronze in the girls 100m butterfly behind Tessa Wallace.

Not to be outdone, Kenneth To (Trinity Grammar) went on the hunt for his third individual gold of the meet, stopping the clock in 53.31 to take the gold and continue his great form. Ami Matsuo (Carlile) again underlined her class, setting the pool ablaze in the 14 years girls 50m freestyle with a time of 25:34 and extending her gold tally to three for the meet.

In a bizarre twist of events, three New South Welshmen, Edward Marks (MLC Marlins), Paul Van Westing (Knox Pymble) and Angus Hannan (Cherrybrook Carlile) all stopped the clock in a time of 24.50 for a three way tie for the gold medal in the 14 years 50m freestyle, much to the amazement of the crowd.

Not content with three gold medals, Kenneth To (Trinity Grammar) returned to the action in his pet event the boys 17-18 years 200m Individual Medley. Leading from start to finish, leaving the rest of the field in his wake, To comfortably hit the wall in 2:01:17.



In the boys 14 years 100m breaststroke, New South Wales bundled out the competition making it a clean sweep finish with Eric Wong (Bankstown Sports) taking gold in 1:09.29, followed closely by Jayke Small (Barker Aquatic) and Ryan Leonard (Hunter) who were separated by a mere one hundredth of a second.

Day five saw Edward Marks (MLC Marlins) continue his great form, taking out the 14 years boys 100m backstroke, stopping the clock in 1:00.32. A strong performance from Hugo Morris in the 16 years 100m butterfly left the field floundering to take gold in 54.17.



It never looked in doubt for Meg Bailey (Hunter) in her pet event the girls 14 years 400m Individual Medley. Executing the race plan to perfection, Meg stayed calm under the initial fast pace, taking the gold in a commanding 4:56.77, over five seconds ahead of the next competitor. Jade Moody (Denman) took the bronze in a strong race, hitting the wall in 5:01.80.

Jessica Ashwood (SOPAC) again underlined her star quality at these championships in the 17-18 years girls 800m freestyle, swimming a mature race to lead from start to finish, winning the gold in 8:34.82. Erin Killey (Hunter) took the silver medal in 8:49.33 giving New South Wales a one two finish.

Day six saw New South Wales swimmers finish strongly, grabbing nine gold medals. Nicole Mee (Cranbrook Eastern Edge) and Jordan Chyra (West Illawarra Aquatic) had NSW off to a flying start claiming golds in the 17-18 years 200m butterfly, Nicole in 2:13:70 and Jordan leaving nothing in the tank to grab the gold in a time of 2:02.73 to take out the boys final.

In the 16 years girls 800m freestyle, Laura Crockart (Ryde Carlile) slashed almost nine seconds off her previous best to secure the silver medal in 8:43.78. Dahlas Rogers (Campbelltown) came home strongly stopping the clock in 8:58.46, securing the bronze medal.

Ami Matsuo (Carlile) continued her dominance in the girls 14 years 200m freestyle. Swimming from an outside lane, Matsuo led the race from start to finish, stopping the clock in 2:01.22 to take her personal tally to four for the meet. Another big achiever from the Championships was Kenneth To (Trinity Grammar), finishing with five gold medals.



The 14 years boys made a New South Wales sweep of the first five places in the 200m breaststroke. James Traiforos (Trinity Grammar) took the gold in 2:30.12, while Eric Wong (Bankstown Sports) silver and Harry Dai (Ryde Carlile) bronze rounded out the medals. Showing why they hold the New South Wales record, the Cranbrook girls formed a formidable team in the 18 & Under 4 x 100m medley relay team to beat off the Melbourne Vicentre team to take gold in 4:08.48.

2011 National Short Course Championships

1-3 July, 2011

The competition had started well before the Australian Short Course Championships were officially opened, with time trials staged to determine final placings in the Australian Swim Team bound for the World Championships in Shanghai later this month. With all eyes on Libby Trickett in her comeback event, Marieke Guehrer swam without pressure to take out the Women's 100m freestyle and book her place in Shanghai. In the Men's 100m freestyle time trial, Kyle Richardson was victorious and will also join the team. Wests Illawarra swimmer David McKeon looked promising with a win in the 200m freestyle time trial with a PB of 1:48.74, but missed the benchmark time by just 0.24 of a second.

The Men's 50m freestyle was a family affair, with brothers Matt and Andrew Abood facing off against Cameron & Hayden McEvoy in the final. Matt Targett, recently returned from a highly successful campaign in Europe, was there to spoil the party and took gold in 21.31. Also fresh from the medal dais on the Mare Nostrum series was Kenneth To (Trinity Grammar), who took silver in 21.55 and Matt Abood (Sydney University) claimed one for the brothers in third with 21.72

The Port Macquarie 'Missile', 20 year old James Magnussen, showed why he is one of the top prospects in world swimming with gold in both the 100m and 200m freestyle events. After setting a new PB (46.82) in the heats of the 100m, Magnussen backed up to record 46.98 for gold, ahead of Kyle Richardson and a dead heat for bronze with Sydneysiders Matt Abood and Kenneth To touching in 47.59. In what must send a warning to competitors, Magnussen was said to have felt 'sluggish' during his PB heat, but was happy to record sub-47 seconds for both the heat and final.

In the Men's 200m freestyle, Magnussen again displayed a stellar performance to shave over a second off his heat time, claiming gold in 1:44.12 ahead of Jarrod Killey (1:44.26) and Kyle Richardson (1:44.99). Not known for the 200m event, Magnussen's time put him in the Australian all-time top ten and opens the door for the 'Missile' to add another event to his London 2012 campaign. Robert Hurley wasn't able to claim a medal in the Men's 200m freestyle final, but the defending champion powered home for gold in the Men's 400m freestyle in 3:42.15 to overcome David McKeon (3:43.95) and Jarrod Killey (3:48.57) in a clean sweep for NSW.

In a further strong performance, Hurley also claimed gold in the 800m freestyle in 7:54.13 ahead of noted distance swimmer, 16 year old Jarrod Poort (7:59.57) and Adam Parslow (8:02.04). Poort showed consistency to claim a further silver medal in the men's 1500m freestyle in 15:13.61, behind Oceania gold medalist Matthew Terry (15:06.20). In the Women's events, sprinter Olivia Halicek looked set for success after posting the fastest heat time in the 50m freestyle with 24.51. The final was a showcase of Australian talent, with Halicek joined by Marieke Guehrer, Cate Campbell, Bronte Campbell and Yolane Kukla. Kukla charged through the 50m freestyle final to claim her third gold for the Championships in 24.22, with Halicek further improving on her heat time for silver in 24.45, just ahead of Bronte Campbell in 24.47. Adding to her silver, Halicek also took a bronze in the Women's 50m breaststroke behind Leisel Jones and Leiston Pickett.

Bound for the World Championships in Shanghai later this month, Jessica Ashwood put in a solid performance in the Women's 400m freestyle with her time of 4:08.39 good enough for silver behind a dominant Kylie Palmer in 4:01.43. In the Women's 800m freestyle, Palmer then proved why she holds the current Australian long and short course records with victory in 8:16.55 over Mikkayla Sheridan and Hunter swimmer Erin Killey (8:29.29). In her favoured event, Erin Killey displayed strength to take gold in the Women's 1500m freestyle (15:59.05) ahead of fellow NSW swimmer Jessica Ashwood (16:11.44). After a recent move to SOPAC and coach Brant Best, Daniel Arnarnart clocked the fastest heat time in the Men's 50m backstroke in 24.44. In an extremely close finish for the two lap dash, Beijing bronze medalist Hayden Stoeckel touched for gold in 24.44, with Arnarnart a mere 0.01 second behind in 24.45 for silver. Mitchell Dixon rounded out the medals in 24.50.

In what looked like a repeat of the 50m event, Arnarnart again posted the fastest heat time in the Men's 100m backstroke (52.86), only to be overcome by a fast finishing Stoeckel in the final who clocked 51.95 to take gold. Arnarnart improved on his heat time to claim silver in 52.40, while Bobby Jovanovich came in third with 52.75.

The Men's 50m butterfly put some of NSW best on show, with Geoff Huegill, young gun Kenneth To and 100m Commonwealth Record holder Mitchell Patterson battling it out for the medals. In a tight finish with only 0.05 seconds separating the top three, Huegill was able to touch in front for gold in 23.10, Kenneth To taking silver with 23.12 and Patterson the bronze in 23.15. With a clean sweep of the medals, NSW was looking strong although that may not have been much solace for Patterson who had posted a heat time of 23.09 – 0.01 seconds faster than Huegill's eventual gold time. For Huegill though, the win represented a strong swim that he was happy with, and in a field that "was going to be a lot tougher than any other year".

In the Men's 100m Butterfly Patterson and Huegill were again in the mix, with Patterson leading the final through the first 75m. However it was 200m specialist Chris Wright who finished strongly to claim gold in 51.30 ahead of Patterson (51.53) and Huegill in third (51.79). Wright was dominant in the men's 200m butterfly, and youngster Hugo Morris was kept at bay from the medals, his time of 1:57.63 only good enough for fourth.

In the Women's butterfly events, dual Olympian Jessicah Schipper clinched her first title for the meet with a commanding performance in the 200m fly, with gold in 2:06.27, more than two seconds ahead of Amy Smith (2:08.53) and Sydneysider Nicole Mee (2:09.53). Kenneth To was ready to defend his title in the Men's 100m IM, having posted a heat time of 52.50 already 2.6 seconds ahead of his nearest rivals, Matt Targett and Leith Brodie. To was blistering in the final, breaking the Australian record with a time of 51.93 and leaving Brodie well behind in 53.85 for silver. The win and record were a big confidence boost on the back of a finals appearance in the same event at the 2010 FINA World Short Course Championships, and leading into the 2011 World Championships in Shanghai. "I'm really stoked to have broken that Australian record, my coach Matt (Brown) and I have been gunning for it for a while now and I'm really looking forward to worlds in China," said To.

In the Men's 200m IM Kenneth To again looked the favourite, with a heat time of 1:57.36 almost three seconds clear of his closest competitors. The final saw To post a new PB of 1:54.38 to clinch another gold ahead of Australian LC record holder Leith Brodie (1:56.68) and Jeremy Saunders (1:58.80). NSW performed strongly overall at the championships, with a total medal haul of 17 gold, 22 silver and 22 bronze.

2012 National Championships

15-22 March, 2012


The recent National Championships at the South Australia Aquatic and Leisure Centre proved to be a highly successful event for NSW Swimmers.

Day one of the competition set the scene with David McKeon (Wests Illawarra Aquatic) taking out the Men's 400m freestyle in a time of 3:46.36 to beat the Olympic A Qualifying time and post the 6th fastest time in the world this year. The Men's 400m Individual Medley saw a breakout performance from Daniel Tranter (SOPAC), clinching not only the silver medal but the Olympic A Qualifying time, hitting the wall in 4:16.38 to book his spot on the plane to London.

On the second day Taylor Corry (Nelson Bay RSL) and Mitchell Kilduff (SLC Aquadot) got the night off to a great start in the 50 metre freestyle Multi Class Events taking out the silver and gold medal respectively. Taylor Corry (Nelson Bay RSL) also won the Women's 50 metre butterfly Multi Class event in a time of 31.00 to add a gold medal to the silver she collected on day two of the competition.

The hotly contested Men's 200m freestyle didn't disappoint the packed house on day three. David McKeon (West Illawarra Aquatic) grabbed his second medal of the meet, adding a relay spot to his tally of events for London, by touching third in a time of 1:47.22. In the Men's 100m backstroke Daniel Arnarnart (SOPAC) upset some of his more fancied opponents setting the pool alight in the last 25 metres to surge forward in the field to stop the clock in a time of 54.04 to grab the silver medal and add his name to the list of athletes headed for London in July.

Albury product Belinda Hocking (Albury) proved her calibre to take the silver medal in the Women's 100 metre backstroke and secure her spot for London. New South Wales swimmers continue their great form on day four of the National Championships. The Women's 200 metre freestyle final was hotly contested; Angie Bainbridge (Hunter) grabbed her spot on the London Olympic team by seizing sixth spot in a time of 1:57.57. The event was won by Bronte Barratt (St Peters Western, QLD) who beat out rival Kylie Palmer (Chandler, QLD) in a tight finish.



In the blue ribband event of the Championships, the Men's 100 metre freestyle, James Magnussen (SOPAC) stormed home, becoming the third fastest swimmer of all time, stopping the clock in a time of 47.10.

Eamon Sullivan (SOPAC) became the first NSWIS swimmer to qualify for three Olympic Games by touching in fourth to book his spot on the plane to London as a relay swimmer, where the boys will be looking to re-live their relay success from the 2011 World Championships.

New South Wales swimmers grabbed three gold, three silver and two bronze medals on day six of the 2012 Energy Australia Championships at the South Australia Aquatic and Leisure Centre. The Men's 50 metre freestyle was a New South Wales affair, with the top three spots for the final on night seven of competition to be held by James Magnussen (SOPAC), Eamon Sullivan (SOPAC) and Matt Abood (Cranbrook Eastern Edge).

In the Men's 200 metre Individual Medley it was New South Wales first and second as Daniel Tranter (SOPAC) booked his second swim for London, while Jayden Hadler (SOPAC) seized his opportunity to represent Australia at his first Olympic Games. New South Wales swimmers secured five out of the eight individual swims on offer at the 2012 London Olympics on day seven.

In the Men's 100 metre butterfly it was always going to be a close race with Jayden Hadler (SOPAC) emerging and booking his second individual swims for London. The Men's 50 metre freestyle was next up with the one lap dash turning out to be a New South Wales affair on the medal dais. James Magnussen (SOPAC) sent a warning to all opponents, taking gold in 21.74, the second fastest time in the world over the past twelve months. Eamon Sullivan (SOPAC) was second, adding an individual swim to the relay berth booked on night five, while Matt Abood (Cranbrook Eastern Edge) rounded out the medal places.



It was time to break out the record books in the Women's 200 metre backstroke final, as Belinda Hocking (Albury) broke the Australian All Comers record in a time of 2:06.68, also booking her second individual swim at the Olympics. Jessica Ashwood (SOPAC) kept her coach Brant Best on the edge of his seat throughout the Women's 800 metre freestyle, staying in close touch with eventual winner Kylie Palmer (Chandler, QLD) as she attacked the field at around the 350 metre mark. In a battle of attrition, Ashwood came to the fore and outpaced Melissa Gorman (Redcliff Leagues) over the last 250 metres to touch the wall second in a time of 8:27.97 and grab a spot on the plane to her maiden Olympic games.

Jarrood Poort (West Illawarra Aquatic) followed on his good form from earlier in the meet in the Men's 1500 metre freestyle finals. It was a race to the final lap as talented teen Mack Horton (Melbourne Vicentre) attacked from the outset to challenge some more fancied opponents in the middle of the pool. Poort stayed in touch to the 1350 metre mark where he made his move powering over the top of Horton to stop the clock just outside the FINA A qualifying time and take the gold in a great personal best time of 15:13.38.

While in the Men's 50 metre backstroke final, Daniel Arnarnart (SOPAC) stopped the clock in the one lap dash in a time of 25.41 to secure his second medal of the Championships and top off a great meet for the SOPAC team. Out of the 44 competitors to qualify at the National Championships, 9 NSW swimmers made the Olympic team and will represent our country at the upcoming London Olympics. Congratulations and well done to all of the NSW Swimmers who qualified for the Olympic team.

2012 National Open Water Championships

On the first day of the Australian Open Water Swimming Championships, in Perth, swimmers were forced to battle against strong winds in the Men and Women's 5km events. Jarrod Poort (57:21.85) proved he is a real threat in men's Open Water swimming, when he backed-up after the Men's 10km yesterday to win the men's 5km race today. The men's 5km race was anyone's for the taking with a group of six swimmers in a tireless tussle for first place. The lead changed constantly with less than 10m between the leading six swimmers as the final 50m approached.

Amongst the contenders was yesterday's 10km Australian Champion Rhys Mainstone (57:29.00) runner-up Poort and three-time Australian Open Water Champion Trent Grimsey (57:26.64). Poort's 1500m race-speed gave him the edge over the others in the sprint to the finish. The 19-year-old's final burst of speed allowed him to touch first ahead of Grimsey with the Japanese Yasunari Hirai (57:26.73) getting over the top of Mainstone for third place. Poort's coach, Ron McKeon said he had been training hard and expected Jarrod to perform well at the Championships. "Jarrod loves open water swimming and he learnt a lot from yesterday's race and was able to put that into practice in today. He knew he had to be up the front so he could use the speed that he has developed to take out the race," McKeon said.

In the Men's Multi Class 5km, 18-year-old Brenden Hall's dominance was obvious as he took out the race in 1:02:26.57. After breaking two World Records in the 800m and 1500m freestyle events at the Queensland State Championships in 2011, Hall can now add Australian Open Water Multi Class Champion to his list of successes. The 18-year-old was too quick for South Australian Jesse Aungles who came through in second with a time of 1:14:26.91, just ahead of Patrick Donachie in 1:20:47.64.

The women's 5km race was taken out by Open Water racing rookie Leah Cutting in an impressive time of 1:03:04.70. South Australian Cutting, whose pet events include the 400m and 800m freestyle, has added more distance work to her training, and it seems to have paid off. It was a dash to the finish with three girls fighting for the lead in the final 25m. Cutting managed to power ahead and create a four second gap to swim clear of her closest rivals. Second and third place was down to the touch with Tash Harrison (1:03:08.85) pipping Zoe Elkerton (1:03:11.68) at the post. Selection for the 2012 Junior Pan Pacific and Oceania Championship teams will be based on the rankings of the men and women's open 5km and 10km events held over the weekend.



SWIMMING NEW SOUTH WALES LIMITED DEVELOPMENT REPORT

AREA DEVELOPMENT PROGRAMS

The levels for the 2011 – 2012 Area Development Squads were:

- A Squad:** 12 – 18 year old National Age qualifiers
- B Squad:** 13 – 18 year old State Age qualifiers
- C Squad:** 9 – 12 year old State Age qualifiers
- D Squad:** 9 – 16 years

AREA	A	B	C	D	Total
ACT	13	10	24	45	92
Coast & Valley	15	33	41	56	145
North Coast	6	20	12	80	118
Metro North East	8	12	0	76	96
Metro North West	16	28	28	66	138
Metro South East	18	43	47	111	219
Metro South West	12	12	20	93	137
Mountains & Plains	2	30	44	26	100
New England & North West	0	12	12	57	81
South Eastern	8	12	14	45	79
Southern Inland	0	18	22	69	109

GO CLUB PROGRAM

The Go Club program has once again continued to be a successful initiative, assisting and supporting clubs in the development and improvement of their operations. Swimming NSW delivered an unprecedented number of Club and Area development activities during the period, including Meet and Team Manager courses, Go Club Forums, Website courses, ClubsOnline registrations courses along with Club and Area development days. The Go Club PB Booklet was again well supported by clubs, assisting them in pinpointing areas of improvement in the club as well as rewarding clubs with financial assistance and equipment grants. Throughout the 2011-12 period Swimming NSW staff in conjunction with Clubs and Areas delivered 61 development days, 25 Go Club Forums and over 20 'Come & Try' events with approximately 7000 attendees.

JUNIOR EXCELLENCE AND YOUTH PERFORMANCE SQUAD

New South Wales results again improved in the Junior Excellence and Youth Performance Squad National participation programs. The Junior Excellence program awarded 5306 New South Wales swimmers with Junior Excellence packs in recognition of their continued hard work and performance. While, 811 New South Wales swimmers were awarded the Youth Performance Squad packs. Throughout the period, Swimming NSW delivered seven JX/YPS development days throughout the year with over 350 swimmers in attendance.

DISABILITY PLANNING COMMITTEE

The Disability Planning Committee has continued to work well, combining all of the NSW disability sport organisations provide a high standard of support and competition opportunities to Multi Class swimmers. Four meets were held throughout the year, including the NSW Multi Class Championships held at SOPAC in October 2011, along with a development camp. New South Wales based Multi Class swimmers continue to excel at National and State Championship competition.



to

JUNIOR SHARKS SQUAD

The 2011 Junior Sharks squad participated in three development days throughout the year, which were a resounding success. The development days were hosted at the newly refurbished Knox College Aquatic Centre at Wahroonga. The development days included pool sessions and presentations from coaches on dryland conditioning, athlete development, time management and preparation for events such as State and National Age Championships. The athletes were lucky enough to gain an insight into competition at the elite level, thanks to presentations from some of New South Wales' best coaches and athletes. Swimming NSW would like to thank all presenters for their time, thoughts and experience. A big thanks must also be extended to the coaches who attended the development activities throughout the year.



Squad Members

Boys


Joel Walker	NC Aquatic
Jayden Hutchinson	Corrimal
Bradley Woodward	Mingara Aquatic
Geoffrey Guo	MLC Marlins
Lachlan Hile	Willoughby
Sam Ritchens	Lane Cove
Andrew Noh	Ryde Carlile
Taha Dannoui	SOPAC
Giles Gabutina	Cherrybrook Carlile
Joshua Blackshaw	Kincumber Pacific Dolphins
Maniah Betham	Ripples St Mary's
Julian Yang	SOPAC

Girls

Chloe Yoo	SOPAC
Delainee Melia	Bayside
Taylah Pollard-Hughes	Cherrybrook Carlile
Eilish Salmon	Trinity Grammar
Rebekah McCoy	Tuggeranong Vikings
Monique Rae	Cranbrook Eastern Edge
Paige Chandler	Liverpool
Abbey Harkin	Novocastrian
Charlotte McGrath	Carlile
Vivian Zhu	Sydney Swim PLC
Samantha Ying	Cherrybrook Carlile
Nina Baker	Knox Pymble
Lucy McJannett	Bayside
Emily Rosskelly	West Illawarra Aquatic
Brooke Mindham	Cherrybrook Carlile
Emma Gillingham	Tuggeranong Vikings
Isabella Marinelli	Woden

AGE DEVELOPMENT SQUAD

The Age Development Squad attended two development days and a competition camp which included competing at the inaugural 2011 NSW Grand Prix. The development days were held at the new Knox Grammar Aquatic Centre. Over eighty swimmers attended the development day, along with many home coaches. The days were conducted under the guidance of Head Coach John Bladon, who ensured the swimmers were thoroughly tired after the gruelling pool sessions. Swimmers took part in educational presentations by Sports Dietician, Rebecca Hay, and Sport Psychologist, Paul Penna. Rebecca emphasised the importance of healthy eating and nutrient timing to enhance performance and recovery in her presentation, while Paul's presentation focused on the importance of preparation and practice to achieve consistent results in competition. Coaches who attended the development days also took the opportunity to develop their knowledge thanks to a presentation from NSWIS High Performance Coach, Brian Sutton. Thank you to all home coaches who attended these camps; your presence and effort enhanced the experience for all who attended.




Squad Members

Boys

Adam Taiba	Atlantis
Eric Wong	Bankstown Sports
Jake Hodgetts	Bankstown Sports
Oskar Steven Jones	Barker Aquatic
Geoffery Herkes	Barker Aquatic
Nicholas Chang	Barker Aquatic
Tim Cottam	Barker Aquatic
Cameron Harkins	Bayside
Sam Di Salvo	Bayside
Joshua Simat	Campbelltown
Jayke Rees	Carlile
Sho Nishimoto	Carlile
Kazimir Boskovic	Carss Park
Cameron Tysoe	Ginninderra
Sam Biddle	Hunter
Heath Winning	Hunter
Mamo Shitsu	Hunters Hill
Nicholas Reekie	Kincumber Pacific Dolphins
Sam Ritchens	Lane Cove
Nicholas Rispoli	Lane Cove
Jayke Small	Macquarie University
Lachlan Van Tempest	Mingara Aquatic
Bradley Woodward	Mingara Aquatic
Daniel Sylvester	Mingara Aquatic
Joel Walker	NC Aquatic
John Woods	NC Aquatic
Jacob Cerniauskas	Novocastrian
Cameron Slaughter	Ripples St Mary's
Darren Chien	Ryde Carlile
Wonho Kim	Ryde Carlile
Matthew Jepson	Sea Eagles
Kirstie Meertens	Springwood
Liam Barber	Teloepa
Adam McNamara	Trinity Lismore
Benjamin Thornton	UNSW Uniswim
Karim Diallo	Willoughby
Ben Schafer	Willoughby
Elliot Long	Willoughby
Lachlan Colquhoun	Woden
Alec Morris	Woden

Girls

Mikayla Middleton	Aquaburn
Shannon Ashton	Aquaburn
Jessica O'Brien	Aquaburn
Lucy McJannett	Bayside
Hannah Donaldson	Bayside
Alessandra Colombini	Bayside
Kaylie Ekinci	Campbelltown
Bonnie Zhang	Canberra
Nicola Stirton	Carlile
Alicia Caldwell	Carlile
Ming Feng Ong	Carlile
Taylor Puskaric	Carss Park
Isabella Cahill	Carss Park
Madison Dwyer	Carss Park
Clare O'Rourke	Cherrybrook Carlile
Monique Rae	Cranbrook Eastern Edge
Ashley Stone	Cranbrook Eastern Edge
Grace Hoytink	Ginninderra
Samantha Marceddo	Ginninderra
Samantha Redman	Hunter
Elise Pidutti	Hunter
Kate Diamond	Liverpool
Kelly Bowden	Liverpool
Amy Maxwell	Macquarie Fields
Jessica Potter	Mingara Aquatic
Karlee Franek	Mount Annan
Carissa Borrow	Novocastrian
Ainslie Kincade	Novocastrian
Alicia Merlino	Picton
Emily Waddington	Ravenswood
Sophie Taylor	Ryde Carlile
Michaela Campbell	Sans Souci Sea Devils
Sarah Baker	SOPAC
Christina Ouzas	Sydney Swim PLC
Ayu Barry	Teloepa
Baylee Forbes	The Hills
Emma Payne	The Hills
Rebekah McCoy	Tuggeranong Vikings
Samantha Abbott	UNSW Uniswim
Sarah Hoyles	UNSW Uniswim
Beth Spragg	Wagga Wagga
Alexis Mastro	West Illawarra Aquatic
Emily Rosskelly	West Illawarra Aquatic
Carlee Millikin	Willoughby
Lucy Palu	Wizards
Shannon Maloney	Woden



YOUTH DEVELOPMENT SQUAD



The Youth Development Squad took part in two development days and a competition camp. The development days were held at SOPAC on 27th August and 8th October. Head Coach of the Youth Development Squad, Greg McWhirter, gave the small group of swimmers detailed information on balancing their commitments. Because this age group will begin to face more challenges in allocating their time, Greg chose to focus on teaching time management skills, prioritisation, goal-setting, and journaling training/stats for success. Home coaches Misha Payne, Graeme Brewer, and James Greathead attended the development days, assisting Greg with running the pool sessions and operating underwater cameras, supporting the swimmers and coaches identify areas for improvement in their technique.

The Youth Development Squad attended the Swimming Queensland Qualifying Meet Brisbane over the weekend of 11-13th November. A great time was had by all at the camp, with special mention going to Jordan Chyra and Atte Liimatainen achieving personal bests in their respective events. Greg McWhirter took this final opportunity with the camp to discuss the importance of creating a race plan before competing. Swimming NSW would like to thank Greg McWhirter and James Greathead for giving their time to coach on this camp. We would also like to thank Neil Rogers and Trish Roberts for their excellent camp management. Their combined efforts made the trip a great success.



in

Squad Members

Boys

Brendan Micallef	Bankstown Sports
Eric Hamilton	Bankstown Sports
Lachlan Reid	Bayside
Nathan Roughley	Cherrybrook Carlile
Keelan Bridge	Mingara Aquatic
Djaran Smith	Bayside
Nathan Grant	Blacktown City
Atte Liimatainen	Cherrybrook Carlile
Matt Spence	NC Aquatic
Andrew Kennedy	NC Aquatic
Adam Kalms	Novocastrian
Jaimie Stack	Sans Souci Sea Devils
Joshua Shea	SLC Aquadot
Alex Clarke	SLC Aquadot
Jordan Chyra	West Illawarra Aquatic

Girls

Alexandra Lee	Carlile
Suay Toprak	MLC Marlins
Jessica Legge	Novocastrian
Zoe Elkerton	West Illawarra Aquatic
Sally Gilbert	Willoughby
Andrea Patrulescu	Auburn
Chelsea Miller	Campbelltown
Natalie Fegan	Castle Hill RSL Dolphins
Rachelle King	Mingara Aquatic
Caitlin Sinclair	SOPAC



OPEN WATER DEVELOPMENT SQUAD

The 2011 Open Water Development Squad took part in two development days and a competition camp taking in two Marathon series events. During the development days, squad Head Coach Justin McEvoy put the squad through their paces, with test sets focussing on pacing skills, and simulating an open water race. The squad also benefitted from the attendance of Swimming Australia Open Water Head Coach Greg Towle, who outlined the opportunities available to Open Water swimmers and discussed skill development specific to Open Water swimming.

The squad attended a two day competition camp, taking in a 5k surf swim at Umina beach and the Metro South West Open Water championships the following day. The schedule simulated what the swimmers will encounter when competing at the National Open Water championships.

Thanks must go out to Head Coach Justin McEvoy and home coaches who assisted during the development days and competition camp.

Squad Members

Boys

Blake Fulko	Campbelltown
Jarrood Poort	West Illawarra Aquatic
Josh Beard	Bayside
Liam Barber	Teloepa
Sam McKeown-Patterson	Woy Woy

Girls

Alexandra Lee	Carlisle
Claire Nicholls	West Illawarra Aquatic
Jessica Lauricella	SLC Aquadot
Kaylie Ekinci	Campbelltown
Rachel Teys	Campbelltown
Rebecca Samuela	Atlantis
Sofia Jenson	Blacktown City
Zoe Elkerton	West Illawarra Aquatic



MULTI CLASS DEVELOPMENT SQUAD

2011 saw the return of the Swimming NSW Multi Class Development Squad. The squad took part in a two day development camp at the Sydney Academy of Sport in Narrabeen, held in conjunction with the Australian Paralympic Committee. The camp provided the swimmers the opportunity to take part in presentations on goal setting and nutrition, and practical presentations on stretching and pilates. The pool sessions were lead by Swimming Australia Multi Class Development Coach Peter Freney, who provided some terrific insights to the squad.

Squad Members

Boys

Oliver Cox	Warringah Aquatic
Mitchell Kilduff	SLC Aquadot
Joshua Chapman	Coffs Harbour
Bradley Jones	Queanbeyan Leagues
Michael Auprince	Revesby Workers

Girls

Rakiya Thomas	Holsworthy
Amanda Fowler	Springwood
Taylor Corry	Nelson Bay RSL
Kara Leo	Wizards Swim Team

STATE TEAMS SHORT COURSE CHAMPIONSHIPS

NSW got off to a flying start, winning 2 Gold, 3 Silver and 3 Bronze Medals on the first night of the National State Teams Championships to be leading after the first night. Over day two and three Queensland slowly came back to overtake NSW in a thrilling finish in the 8 x 50 metre relay. In a terrific team performance and one of the best in the competitions short history, NSW pushed Queensland all the way, finishing the meet with 23 Gold, 21 Silver and 26 Bronze medals.

Congratulations to Laura Crockart on winning the Female swimmer of the Meet and the boys 14/15 years squad for winning their Age Division, coached by Jen Noel and Frank Preston. Thank you to Neil Rogers, Trish Roberts and Joshua Strachan for their great work as Team Managers.

Pointscore

Queensland	2,060
New South Wales	1,900
Victoria	1,649

Team Members

Boys

Jake Baggaley	NC Aquatic
Joachim Bardrum	Auburn
Lachlan Colquhoun	Woden
Jacob Hansford	Blacktown City
Jake Hodgetts	Bankstown Sports
Ryan Leonard	Hunter
Edward Marks	MLC Marlins
Jayke Rees	Carlile
Peter Topalidis	Auburn
James Traiforos	Trinity Grammar
Tim Cottam	Barker Aquatic
Brandon Grochala	Liverpool
Ryan Hore	Woden
Jesse King	Forster Aquatic
Benjamin McDermott	Trinity Grammar
Hugo Morris	Woden
Jarrood Poort	West Illawarra Aquatic
Nick Reekie	Kincumber Pacific Dolphins
Nicholas Rispoli	Lane Cove
Nick Robertson	Carlile

Girls

Meg Bailiey	Hunter
Michaela Campbell	Sans Souci Sea Devils
Karlee Franek	Mount Annan
Abbey Harkin	Novocastrian
Michaela Hokin	Mount Annan
Lucy McJannett	Bayside
Elise Pidutti	Hunter
Lucy Tabrett	Novocastrian
Sophie Taylor	Ryde Carlile
Paris Zhang	Macquarie University
Rebecca Booth	Abbotsleigh
Laura Crockart	Ryde Carlile
Elyssia Gasparotto	Mingara Aquatic
Jenna Liimatainen	Cherrybrook Carlile
Ami Matsuo	Carlile
Georgia Miller	Carlile
Carlee Millikin	Willoughby
Dahlas Rogers	Campbelltown
Ashleigh Steed	UNSW Uniswim
Leanne Wright	Carlile

Head Coach

Jim Fowlie

Assistant Coaches


Toby Condon, Michael Legge, Justin Rothwell, Greg McWhirtor, Jennifer Noel, Frank Preston, Steve Young, Ron McKeon

Head Manager

Neil Rogers

Assistant Managers

Patricia Roberts, Joshua Strachan



USA TOUR

A team of four swimmers and three support staff were selected by Swimming NSW to attend the Janet Evans International swim meet, held in Los Angeles. The venue for the meet was the 1984 Olympic pool at the University of California Los Angeles. The team stayed on site at the UCLA residences for the duration of the training camp in the lead up to competition and the meet. All the team performed strongly swimming personal best times throughout the competition. Thanks must be extended to the support staff that made the tour possible.

Team Members

Erin Killey	Hunter
Jordan White	Cranbrook Eastern Edge
Leah Bird	Hunter
Laura Crockart	Ryde Carlile

Head Coach

Jim Fowlie

Assistant Coach

Toby Condon

Manager

Sue Knight



EMERGING ATHLETE PROGRAM

In 2011, the strong partnership between the NSW Institute of Sport (NSWIS) and Swimming NSW continued in the form of the Emerging Talent Squad Program. Throughout the year NSWIS conducted a number of Emerging Talent Squad Camps for these swimmers. Congratulations to all the swimmers that were selected for these squads.

EMERGING TALENT SQUAD 1

Boys

Daniel Arnarnart	Aquaburn
Mitchell Dixon	SOPAC
Andrew Abood	Sydney University
Stephen Parkes	Sydney University
Hugo Morris	Woden

Girls

Georgia Miller	Carlile
Jordan White	Cranbrook Eastern Edge
Erin Killey	Hunter
Laura Crockart	Ryde Carlile

EMERGING TALENT SQUAD 2

Boys

Josh Beard	Bayside
Matthew Roberts	Hunter
Samuel Parker	Hunter
Bradley Lewis	Mount Annan
Theodore Pasialis	Sans Souci Sea Devils

Girls

Dahlas Rogers	Campbelltown
Leanne Wright	Carlile
Jenna Liimatainen	Cherrybrook Carlile
Skye Cater	Cranbrook Eastern Edge
Nicole Mee	Cranbrook Eastern Edge
Leah Bird	Hunter
Eliza Smith	Hunter
Chelsea Findley	Novocastrian
Kirstie Meertens	SOPAC
Ashleigh Steed	UNSW Uniswim

EMERGING TALENT SQUAD 3

Boys

Liam Cuneen	Atlantis
Peter Topalidis	Auburn
Jacob Hansford	Blacktown City
Callum Sherrington	Carlile
Matthew Georgevits	Carlile
Nick Robertson	Carlile
Vincent Dai	Cherrybrook Carlile
Angus Hannan	Cherrybrook Carlile
Jesse King	Forster Aquatic
Angus Funnell	Ginninderra
Ryan Leonard	Hunter
Tomas Elliott	Kingswim
Paul Van Westing	Knox Pymble
Brandon Grochala	Liverpool
Edward Marks	MLC Marlins
Jake Baggaley	NC Aquatic
William Ritchard	Picton
Harry Dai	Ryde Carlile
Joachim Bardrum	SOPAC
Hayden Hinds-Sydenham	SOPAC
Te Haumi Maxwell	SOPAC
Alexander Ryan	Teloepa
James Traiforos	Trinity Grammar
Matthew Treloar	Trinity Grammar
Sean Maloney	Woden
Ryan Hore	Woden

Girls

Rebecca Booth	Abbotsleigh
Delainee Melia	Bayside
Emma Reid	Bayside
Briella Brown	Carlile
Martha Spiloti	Carss Park
Ellen O'Rourke	Cherrybrook Carlile
Jade Moody	Denman
Emily Steer	Galston
Meg Bailey	Hunter
Alice Stuart	Macquarie University
Annabel Hopkins	Mingara Aquatic
Megan Burgess	Mingara Aquatic
Ellysia Gasparotto	Mingara Aquatic
Michalea Hokin	Mount Annan
Lucy Tabrett	Novocastrian
Joanna Adams	Ravenswood
Caitlyn Richardson	Sans Souci Sea Devils
Amelia Gould	SOPAC

SWIM WITH THE STARS

The 2012 NSW State Open Championships saw an opportunity for any swimmer who received a JX Gold Star or Gold Cap to attend a Development Session under the guidance of the Swimming NSW and NSWIS Head Coach Jim Fowlie with the help of Australian Team Coaches, Grant Stolewinder, Ron McKeon, Benjamin Tuxford, Steve Young, Justin Rothwell, Brett Winkworth and Gavin Stewart. The swimmers not only heard from some of Australia's best coaches but also current and future Australian Team Members including Adam Pine, Matt Abood, Andrew Abood, Jayden Hadler, Daniel Tranter, Hugo Morris, Jessica Ashwood, Bobby Hurley and Te Haumi Maxwell.

The swimmers took part in a one hour fun swim session which included the use of underwater cameras, followed by an autograph and photo opportunity with the swimmers and coaches. Swimmers and their families were invited to stay and watch the finals of the 2012 NSW State Open Championships, featuring many of Australia's top swimming talent.



NATIONAL TEAMS JUNIOR/YOUTH/INTERNATIONAL COMPETITION

2011 World Championships Team

Matthew Abood (Sydney University), Craig Calder (Albury), Geoff Huegill (SOPAC), Jarrod Killey (Hunter), James Magnussen (SOPAC), Eamon Sullivan (SOPAC), Kenneth To (Trinity Grammar), Benjamin Treffers (Burley Griffin), Jessica Ashwood (SOPAC), Belinda Hocking (Albury), Olivia Halicek (UNSW Uniswim), Angie Bainbridge OAM (Hunter)

2011 Para Pan Pacific Championships

Matthew Levy (Cranbrook Eastern Edge), Andrew Pasterfield (Castle Hill RSL Dolphins), Regan Wickens (SLC Aquadot), Teigan Van Roosmalen (Mingara Aquatic), Sarah Hilt (Sydney University)

2011 World University Games

Mitchell Dixon (SOPAC), David McKeon (West Illawarra Aquatic), James Stacey (Aquaburn), Samantha Marshall (Cranbrook Eastern Edge)

2011 USA Tour Team

Robert Hurley (SOPAC), Daniel Tranter (Liverpool)

2011 Junior World Championships

Hugo Morris (Woden)

2011 Commonwealth Youth Games

Te Haumi Maxwell (SOPAC), Jarrod Poort (West Illawarra Aquatic), Ami Matsuo (Carlisle)

2011 FINA World Cup Tour

Matthew Abood (Sydney University), Geoff Huegill (SOPAC), Eamon Sullivan (SOPAC), Kenneth To (Trinity Grammar), Tim Antalfy (Hunters Hill), Robert Hurley (SOPAC), David McKeon (West Illawarra Aquatic), Ian Thorpe (SOPAC), Belinda Hocking (Albury), Angie Bainbridge OAM (Hunter), Olivia Halicek (UNSW Uniswim), Emma McKeon (West Illawarra Aquatic)

2011 German Open

Aaron Rhind (Ginninderra), Sean Fong (Lane Cove)

2011 Global Games

Patrick Donachie (Campbelltown), Mitchell Kilduff (SLC Aquadot), Kara Leo (Wizards), Amanda Fowler (Wizards), Taylor Corry (Nelson Bay RSL)

2011 Can Am's

Sean Russo (UNSW Uniswim), Michael Auprince (UNSW Uniswim), Sian Lucas (Wizards)



Swimming New South Wales Limited

ABN 69 111 987 430

Financial Report
for the year ended 31 March 2012

Directors' Report

The directors submit the financial report of Swimming New South Wales Limited (the Group) for the financial year ended 31 March 2012.

DIRECTORS

The names and details of directors throughout the year and at the date of this report are:

Mr Peter Lozan, *J.P., Dip. Tech (Public Admin); Grad Cert (Mgt), MIPAA, Director of Logistics (retired)*. President. Responsible for the overall direction and function of the organisation. (Resigned 23/7/11)

Mr Pat Troy, *Telecommunications Technical Officer (retired)*. President (Appointed 23/7/11). Responsible for the overall direction and function of the organisation.

Mr Bill Ford, *Business Manager*

Mrs Suzanne Bergersen, *M Ed. Admin, College Director TAFE*.

Mr Walter Hitchell OAM, *Assoc. Dip Telecommunications, Principal Technical Training Officer (Retired)*. (Resigned 23/7/11)

Mrs Lynn Elliott, *Accredited Silver Licence coach, Professional Swimming Coach, Head Coach, Sea Eagles SC*

Mrs Gloria Wiegmann, *Administrator*

Mr Graham Towle, *B Bus, Dip LG Admin, FCPA, Management & Tax Consultant (semi-retired)*

Mr Mark Payne, *B Ec, LLM, Grad Dip Appd Finance & Investment, Chief Executive Officer, Sydney Diocesan Secretariat*. (Appointed 23/7/11)

Mr Alan Thompson, *Accredited Platinum Licence coach, General Manager Football Operations, Bulldogs RLFC*. (Appointed 28/9/11)

Mr Chris Myers, *Accredited Silver Licence coach, Professional Swimming Coach, President ASCTA (NSW), Head Coach, Blacktown City SC, ASCTA (NSW) representative*

Directors' Report (continued)

DIRECTORS' MEETINGS

The number of meetings of directors (including meetings of committees) held during the year and the numbers of meetings attended by each director were as follows:

	Meetings of Committees					
	Directors' Meetings	Audit & Risk	Technical Open Water Swimming	Technical Swimming	Competition	Projects & Membership
Number of Meetings Held:	12	8	6	12	6	8
Number of Meetings Attended:						
Mr Peter Lozan	3/3	3/3	3/3	3/3	0/1	3/4
Mrs Suzanne Bergersen	8	-	-	-	2/5	-
Mr Bill Ford	11	7	6	-	-	-
Mr Chris Myers	11	-	-	-	-	-
Mrs Lynn Elliott	10	-	-	-	-	-
Mr Pat Troy	12	2	1	9	1	1
Mrs Gloria Wiegmann	11	-	-	-	1/1	4/4
Mr Graham Towle	10	8	-	6/9	-	-
Mr Mark Payne	5/9	5/5	-	-	-	-
Mr Alan Thompson	5/5	-	-	-	-	-
Mr Walter Hitchell OAM	3/3	-	-	-	-	3/4

CORPORATE INFORMATION

Swimming New South Wales Limited is a company limited by guarantee and domiciled in Australia. The registered office and principal place of business of the company is: Unit 29, 11-21 Underwood Road, Homebush, NSW, 2140.

PRINCIPAL ACTIVITIES

The principal activities of the company during the financial year were:

- To administer, promote and develop the sport of swimming;
- To conduct various swimming championships; and
- To operate a retail outlet for the sale of swimwear and accessories.

SIGNIFICANT CHANGES

There were no significant changes in the nature of these activities that occurred during the year.

Directors' Report (continued)

MEMBERSHIP

Swimming New South Wales Limited is an entity limited by guarantee and without share capital. Member liability is limited to \$1 for payment of debts and liabilities of the company, should the company be wound up.

The number of members as at 31 March 2012 is 32,589 (2011: 34,250).

EMPLOYEES

The company employed 13 employees as at 31 March 2012 (2011: 12).

DIVIDENDS

The company is a not for profit organisation and is prevented by its constitution from paying dividends.

OPERATING RESULTS

The net deficit from ordinary activities for the consolidated entity amounted to \$57,615 (2011: \$78,926).

SIGNIFICANT EVENTS AFTER THE BALANCE DATE

There have been no significant events occurring after balance date which may affect either the entity's operations or results of those operations or the entity's state of affairs.

LIKELY DEVELOPMENTS AND EXPECTED RESULTS

The directors do not anticipate any particular development in the operations of the entity which will affect the result in subsequent years.

INDEMNIFICATION AND INSURANCE OF DIRECTORS

As outlined in the Swimming New South Wales Limited constitution, the entity shall indemnify its directors and employees against all damages and costs, including legal costs, for which any such director may be or become liable to any third party in consequence of any act or omission except wilful misconduct:

- in the case of a director, performed or made whilst acting on behalf of and with the authority, express or implied of the entity; and
- in the case of an employee, performed or made in the course of, and within the scope of his employment by the entity.

The professional indemnity insurance policy taken out by the entity provides a limit of \$5,000,000 with an excess of up to \$5,000 for each claim. The cost of the policy was \$12,412.

ENVIRONMENTAL REGULATIONS AND PERFORMANCE

The company is not subject to any particular or significant environmental regulation.

Directors' Report (continued)

AUDIT INDEPENDENCE AND NON-AUDIT SERVICES

The directors have received a declaration from the auditor of Swimming New South Wales Limited which can be found on page 67.

Signed in accordance with a resolution of the Board of Directors.



P. Troy
Director



G. Towle
Director

Sydney
Dated 29 May 2012

Statement of Comprehensive Income

FOR THE YEAR ENDED 31 MARCH 2012	Notes	Consolidated Entity		Parent Entity	
		2012	2011	2012	2011
		\$	\$	\$	\$
Revenue					
Operating activities	2(i)	2,664,471	2,760,230	2,664,471	2,760,230
Non-operating activities	2(ii)	58,837	65,125	105,191	113,125
Total revenue	2	2,723,308	2,825,355	2,769,662	2,873,355
Cost of sales		431,882	591,355	431,882	591,355
Operating expenses		1,627,823	1,654,568	1,699,191	1,728,166
Employee benefits		656,925	590,809	656,925	590,809
Depreciation and amortisation	3	64,293	67,549	38,695	41,951
Total expenses		2,780,923	2,904,281	2,826,693	2,952,281
Net (deficit) for the year		(57,615)	(78,926)	(57,031)	(78,926)
Other comprehensive income		-	-	-	-
Total comprehensive income for the year		(57,615)	(78,926)	(57,031)	(78,926)

Statement of Financial Position

AS AT 31 MARCH 2012	Notes	Consolidated Entity		Parent Entity	
		2012	2011	2012	2011
		\$	\$	\$	\$
CURRENT ASSETS					
Cash at bank and on hand	4	681,228	649,075	474,258	471,767
Investments	5	750,000	750,000	750,100	750,000
Receivables	6	238,134	307,558	297,457	362,372
Inventories	7	97,371	109,338	97,371	109,338
TOTAL CURRENT ASSETS		1,766,733	1,815,971	1,619,186	1,693,477
NON-CURRENT ASSETS					
Property, plant and equipment	8	940,997	996,696	87,143	117,245
Intangibles	9	-	583	-	583
TOTAL NON-CURRENT ASSETS		940,997	997,279	87,143	117,828
TOTAL ASSETS		2,707,730	2,813,250	1,706,329	1,811,305
CURRENT LIABILITIES					
Creditors	10	682,140	735,021	680,165	733,086
Provisions	11	60,342	61,375	60,342	61,375
TOTAL CURRENT LIABILITIES		742,482	796,396	740,507	794,461
NON-CURRENT LIABILITIES					
Provisions	11	20,620	14,611	20,620	14,611
TOTAL NON-CURRENT LIABILITIES		20,620	14,611	20,620	14,611
TOTAL LIABILITIES		763,102	811,007	761,127	809,072
NET ASSETS		1,944,628	2,002,243	945,202	1,002,233
ACCUMULATED FUNDS					
Opening balance		2,002,243	2,081,169	1,002,233	1,081,159
Net (deficit) for the year		(57,615)	(78,926)	(57,031)	(78,926)
TOTAL ACCUMULATED FUNDS		1,944,628	2,002,243	945,202	1,002,233

Cash Flow Statement

FOR THE YEAR ENDED 31 MARCH 2012	Notes	Consolidated Entity		Parent Entity	
		2012	2011	2012	2011
		\$	\$	\$	\$
CASH FLOWS FROM OPERATING ACTIVITIES					
Receipts from members, customers, sponsors and government		2,823,356	2,960,372	2,872,735	3,013,764
Payments to suppliers and employees		(2,842,029)	(2,934,551)	(2,913,437)	(3,008,189)
NET CASH FLOWS FROM/(USED IN) OPERATING ACTIVITIES	4	(18,673)	25,821	(40,702)	5,575
CASH FLOWS FROM INVESTING ACTIVITIES					
Payments for property, plant and equipment		(8,010)	(13,864)	(8,010)	(13,864)
Interest received		58,837	65,125	51,303	58,311
Proceeds from sale of property, plant & equipment		-	-	-	-
Payments for investments		-	-	(100)	-
Proceeds from short term deposit		-	-	-	-
NET CASH FLOWS FROM INVESTING ACTIVITIES		50,827	51,261	43,193	44,447
NET INCREASE IN CASH HELD		32,154	77,082	2,491	50,022
Add opening cash brought forward		649,074	571,992	471,767	421,745
CLOSING CASH CARRIED FORWARD	4	681,228	649,074	474,258	471,767

Statement of Changes in Equity

For the year ended 31 March 2012

Entity

	<i>Retained earnings</i>	<i>Total members' funds</i>
	\$	\$
At 31 March 2010	1,081,159	1,081,159
(Deficit) for the year	(78,926)	(78,926)
Other comprehensive income	-	-
Total Comprehensive Income as at 31 March 2011	<u>1,002,233</u>	<u>1,002,233</u>
At 31 March 2011	1,002,233	1,002,233
(Deficit) for the year	(57,031)	(57,031)
Other comprehensive income	-	-
Total Comprehensive Income as at 31 March 2012	<u>945,202</u>	<u>945,202</u>

Group

	<i>Retained earnings</i>	<i>Total members' funds</i>
	\$	\$
At 31 March 2010	2,081,169	2,081,169
(Deficit) for the year	(78,926)	(78,926)
Other comprehensive income	-	-
Total Comprehensive Income as at 31 March 2011	<u>2,002,243</u>	<u>2,002,243</u>
At 31 March 2011	2,002,243	2,002,243
(Deficit) for the year	(57,615)	(57,615)
Other comprehensive income	-	-
Total Comprehensive Income as at 31 March 2012	<u>1,944,628</u>	<u>1,944,628</u>

Notes to the Financial Statements

FOR THE YEAR ENDED 31 MARCH 2012

1. SUMMARY OF SIGNIFICANT ACCOUNTING POLICIES

This financial report is a general purpose financial report that has been prepared in accordance with the requirements of the Corporations Act 2001 and Australian Accounting Standards. The financial report is prepared on an accrual basis and is based on historical costs. The accounting policies have been consistently applied, unless otherwise stated.

(a) Property, plant and equipment

Land and building are measured at cost less accumulated depreciation.

Plant and equipment are stated at cost and accumulated depreciation and any impairment in value.

Depreciation

Items of property, plant and equipment are depreciated over their estimated useful lives.

The depreciation rates and methods used for each class of asset, for the current and previous years, are as follows:

	Depreciation rate	Depreciation method
Building	2.5%	Straight line
Motor vehicles	33%	Straight line
Office equipment	10%-33%	Straight line
Pool technical equipment	18%-33%	Straight line

(i) Impairment

The carrying values of property, plant and equipment are reviewed for impairment at each reporting date, with recoverable amount being estimated when events or changes in circumstances indicate that the carrying value may be impaired.

The recoverable amount of property, plant and equipment is the higher of fair value less costs to sell and value in use. In assessing the value in use the estimated future cash flows are discounted to their present value using a discount rate that reflects current market assessments of the time value of money and the risk specific to the asset.

For an asset that does not generate largely independent cash inflows, recoverable amount is determined for the cash generating unit to which the asset belongs, unless the asset's value in use can be estimated to be close to its fair value.

An impairment exists when the carrying value of an asset or cash generating units exceeds its estimated recoverable amount. The asset or cash generating unit is then written down to its recoverable amount. For property, plant and equipment losses are recognised in the statement of comprehensive income.

(ii) Derecognition and disposal

An item of property, plant and equipment is derecognised upon disposal or when no further future economic benefits are expected from its use or disposal.

Any gain or loss arising on derecognition of the asset (calculated as the difference between the net disposal proceeds and the carrying amount of the assets) is included in the statement of comprehensive income in the year the asset is derecognised.

Notes to the Financial Statements (continued)

FOR THE YEAR ENDED 31 MARCH 2012

1. SUMMARY OF SIGNIFICANT ACCOUNTING POLICIES (CONTINUED)

(b) Inventories

Trading stock is valued at the lower of cost and net realisable value. Inventories which are not treated as trading stock are held at cost.

(c) Taxation

The entity is a non-profit organisation formed for the development of swimming and is exempt from income tax. The entity is registered for GST.

(d) Employee entitlements

(i) Wages, salaries, annual leave and time in lieu

Liabilities for wages, salaries, time in lieu and annual leave expected to be settled within 12 months of the reporting date are recognised in other payables in respect of employees' services up to the reporting date. They are measured at the amounts expected to be paid when the liabilities are settled.

(ii) Long service leave

The liability for long service leave is recognised in the provision for employees' benefits and measured as the present value of expected future payments to be made in respect of services provided by employees up to the reporting date using the projected unit credit method. Consideration is given to expected future wage and salary levels, experience of employee departures, and periods of service. Expected future payments are discounted using the market yields at the reporting date on notional government bonds with terms to maturity and currencies that match, as closely as possible, the estimated future cash outflows.

(e) Trade and other receivables

Trade Receivables, which generally have 30-60 day terms, are recognised and carried at original invoice amount less an allowance for any uncollectible amounts.

An allowance for doubtful debts is made when there is objective evidence that the group will not be able to collect the debts. Bad debts are written off when identified.

(f) Trade and other payables

Liabilities are recognised for amounts to be paid in the future for goods and services received, whether or not billed to the company. Trade account payables are settled within 30 days.

Notes to the Financial Statements (continued)

FOR THE YEAR ENDED 31 MARCH 2012

1. SUMMARY OF SIGNIFICANT ACCOUNTING POLICIES (CONTINUED)

(g) Provisions

Provisions are recognised when the Group has a present obligation (legal or constructive) as a result of a past event, it is probable that an outflow of resources embodying economic benefits will be required to settle the obligation and a reliable estimate can be made of the amount of the obligation.

If the effect of the time value of money is material, provisions are discounted using a current rate that reflects the risk specific to the liability.

(h) Recognition of Revenue

All revenue is recognised to the extent that it is probable that the economic benefits will flow to the entity and the revenue can be reliably measured.

(i) Comparatives

Where necessary, comparatives have been reclassified and repositioned for consistency with current year disclosures.

(j) Government grants

Government grants are recognised in the statement of financial position as a liability when the grant is received.

When the grant relates to an expense item, it is recognised as income over the periods necessary to match the grant on a systematic basis to the costs that it is intended to compensate.

When the grant relates to an asset, the fair value is credited to deferred income and is released to the statement of comprehensive income over the expected useful life of the relevant asset by equal annual instalments.

(k) Lease

Operating lease payments are recognised as an expense in the statement of comprehensive income on a straight line basis over the lease term.

(l) Cash and cash equivalents

Cash and short term deposit in the balance sheet comprise cash at bank and in hand and short term deposits with an original maturity of three months or less.

For the purposes of the Cash Flow Statement, cash and cash equivalents consist of cash and cash equivalents as defined above, net of outstanding bank overdrafts.

Notes to the Financial Statements (continued)

FOR THE YEAR ENDED 31 MARCH 2012

1. SUMMARY OF SIGNIFICANT ACCOUNTING POLICIES (CONTINUED)

(m) Other taxation

Revenue, expenses and assets are recognised net of the amount of GST except:

- When the GST incurred on a purchase of goods and services is not recoverable from the taxation authority, in which case the GST is recognised as part of the cost of acquisition of the asset or as part of the expense item as applicable; and
- Receivables and payables, which are stated with the amount of GST included.

The net amount of GST recoverable from, or payable to, the taxation authority is included as part of receivables or payables in the balance sheet.

Cash flow are included in the Cash Flow Statement on a gross basis and the GST component of cash flows arising from investing and financing activities, which is recoverable from , or payable to, the taxation authority are classified as operating cash flows.

Commitments and contingencies are disclosed net of the amount of GST recoverable from, or payable to the taxation authority.

(n) Borrowing costs

Borrowing costs are recognised as an expense when incurred.

(o) Basis of consolidation

The consolidated financial statements comprise the financial statements of Swimming New South Wales Limited (the parent entity) and all entities that Swimming New South Wales Limited controlled from time to time during the year and at reporting date.

The financial reports of the subsidiaries are prepared for the same reporting period as the parent entity, using consistent accounting policies.

In preparing the consolidated financial statements, all intercompany balances and transactions, income and expenses and profit and losses resulting from intra-entity transactions have been eliminated in full.

Subsidiaries are fully consolidated from the date on which control is transferred to the entity and cease to be consolidated from the date on which control is transferred out of the entity.

(p) Intangibles

Intangible assets acquired are initially measured at cost.

The useful lives of intangible assets are assessed to be either finite or infinite. Intangible assets with finite lives are amortised over the useful life and tested for impairment whenever there is indication that the intangible asset may be impaired. The amortisation period and the amortisation method for an intangible asset with a finite useful life are reviewed at least at each financial year end. The amortisation expense on intangible assets with finite lives is recognised in the statement of comprehensive income in the expense category consistent with the function of the intangible asset.

Notes to the Financial Statements (continued)

FOR THE YEAR ENDED 31 MARCH 2012

1. SUMMARY OF SIGNIFICANT ACCOUNTING POLICIES (CONTINUED)

(q) Statement of compliance

(i) Compliance with IFRS

The financial report complies with Australian Accounting Standards, which include Australian equivalents to International Financial Reporting Standards (AIFRS).

(ii) New Accounting Standards and Interpretations

The accounting policies adopted are consistent with those of the previous financial year.

When the adoption of a Standard or Interpretation is deemed to have an impact on the financial statements or performance of the Company, its impact is described below:

(r) Standards and Interpretations issued not yet effective

Certain Australian Accounting Standards and Interpretations have recently been issued or amended but are not yet effective and have not been early adopted by the Group for the annual reporting period ended 31 March 2012. The directors have not yet fully assessed the impact of these new or amended standards and interpretations, to the extent relevant to the Group.

Notes to the Financial Statements (continued)

FOR THE YEAR ENDED 31 MARCH 2012

	Consolidated Entity		Parent Entity	
	2012	2011	2012	2011
	\$	\$	\$	\$
2. REVENUE				
(i) Operating activities				
Retail sales revenue	813,201	971,174	813,201	971,174
Registration fees	815,358	797,450	815,358	797,450
Swim meet income	648,831	615,989	648,831	615,989
Coaching	32,441	22,973	32,441	22,973
Donations, sponsorships and Government grants	325,112	324,494	325,112	324,494
Advertising	13,159	20,064	13,159	20,064
Other	16,369	8,086	16,369	8,086
	<u>2,664,471</u>	<u>2,760,230</u>	<u>2,664,471</u>	<u>2,760,230</u>
(ii) Non-operating activities				
Trust Distribution	-	-	53,888	54,814
Interest received	58,837	65,125	51,303	58,311
	<u>58,837</u>	<u>65,125</u>	<u>105,191</u>	<u>113,125</u>
Total revenue	<u>2,723,308</u>	<u>2,825,355</u>	<u>2,769,662</u>	<u>2,873,355</u>
3. EXPENSES				
Depreciation	63,710	66,549	38,112	40,951
Amortisation	583	1,000	583	1,000
	<u>64,293</u>	<u>67,549</u>	<u>38,695</u>	<u>41,951</u>
Transfer to provisions for employee entitlements	61,643	68,211	61,643	68,211
4. CASH AND CASH EQUIVALENTS				
Cash at bank and on hand				
Cash on hand	2,500	3,288	2,500	3,288
Cash at bank	678,728	645,787	471,758	468,479
	<u>681,228</u>	<u>649,075</u>	<u>474,258</u>	<u>471,767</u>

Cash at bank earns interest at floating rates based on daily bank deposit rates.

Notes to the Financial Statements (continued)

FOR THE YEAR ENDED 31 MARCH 2012

	Consolidated Entity		Parent Entity	
	2012	2011	2012	2011
	\$	\$	\$	\$
4. CASH AND CASH EQUIVALENTS (CONTINUED)				
CASH FLOW INFORMATION				
Reconciliation of Net (Deficit) to net Cash flows from Operations				
Net (Deficit)	(57,615)	(78,926)	(57,031)	(78,926)
Non-cash flows in net (deficit)				
Depreciation	63,709	66,549	38,112	40,951
Amortisation	583	1,000	583	1,000
Interest received	(58,837)	(65,125)	(51,303)	(58,311)
Proceeds from sale of property, plant & equipment	-	-	-	-
Changes in assets and liabilities:				
(Increase)/decrease in receivables	69,425	83,156	64,915	81,734
(Increase)/decrease in inventories	11,967	(2,966)	11,967	(2,966)
Increase/(decrease) in creditors and accruals	(52,881)	(9,100)	(52,921)	(9,140)
Increase/(decrease) in provisions	4,976	31,233	4,976	31,233
Cash flows from operations	<u>(18,673)</u>	<u>25,821</u>	<u>(40,702)</u>	<u>5,575</u>

[†]Cash held by the NSW Swimming Foundation Trust, a discretionary trust, is made available for use at the discretion of the Trustee, NSW Swimming Nominees Pty Ltd. NSW Swimming Nominees Pty Ltd is a controlled entity of Swimming New South Wales Limited. It is the Trustee's intention that the cash not be made available for the day to day operations of Swimming New South Wales Limited. At year end, the NSW Swimming Foundation Trust held \$202,020 (2011: \$177,308) in cash balances.

5. INVESTMENTS

Investments	<u>750,000</u>	<u>750,000</u>	<u>750,100</u>	<u>750,000</u>
-------------	----------------	----------------	----------------	----------------

Cash on deposit has a maturity date greater than three months. Interest is received on these investments.

Notes to the Financial Statements (continued)

FOR THE YEAR ENDED 31 MARCH 2012

	Consolidated Entity		Parent Entity	
	2012	2011	2012	2011
	\$	\$	\$	\$
6. TRADE AND OTHER RECEIVABLES				
Trade debtors	130,193	202,812	130,193	202,812
Allowance for impairment loss (a)	(2,748)	(4,340)	(2,748)	(4,340)
	127,445	198,472	127,445	198,472
Related party receivables	-	-	59,323	54,814
Prepayments	81,722	84,902	81,722	84,902
Other Receivables	28,967	24,184	28,967	24,184
	238,134	307,558	297,457	362,372

(a) Allowance for impairment loss

Trade receivables are non interest bearing and are generally on 30 – 60 days terms. An allowance for doubtful debts is made when there is objective evidence that a trade receivable is impaired. Related party receivables are unsecured and interest free.

Movements in the provision for impairment loss were as follows:

At 1 April	4,340	992	4,340	992
Amounts provided for	562	3,348	562	3,348
Amounts written off	(2,154)	-	(2,154)	-
At 31 March	2,748	4,340	2,748	4,340

At 31 March, the aging analysis of trade receivables is as follows:

	Total	0-30 days	31-60 days	61-90 days	61-90 days	+91 days	+91 days
				PDNI*	CI*	PDNI*	CI*
2012 Consolidated	130,193	93,913	22,484	0	0	11,048	2,748
2012 Parent	130,193	93,913	22,484	0	0	11,048	2,748
2011 Consolidated	202,812	145,547	16,853	8,429	0	27,643	4,340
2011 Parent	202,812	145,547	16,853	8,429	0	27,643	4,340

*Past due not impaired = "PDNI"

* Considered impaired = "CI"

7. INVENTORIES

Swim trade	35	463	35	463
Speedo swim shop stock	97,336	108,875	97,336	108,875
	97,371	109,338	97,371	109,338

Notes to the Financial Statements (continued)

FOR THE YEAR ENDED 31 MARCH 2012

	Consolidated Entity		Parent Entity	
	2012	2011	2012	2011
	\$	\$	\$	\$
8. PROPERTY, PLANT AND EQUIPMENT				
Land and Building – at cost	1,023,923	1,023,923	-	-
Less: Accumulated depreciation	(170,069)	(144,472)	-	-
	853,854	879,451	-	-
Motor vehicle – at cost	46,068	46,068	46,068	46,068
Less: Accumulated depreciation	(46,068)	(38,338)	(46,068)	(38,338)
	-	7,730	-	7,730
Office equipment – at cost	221,462	217,954	221,462	217,954
Less: Accumulated depreciation	(154,933)	(134,253)	(154,933)	(134,253)
	66,529	83,701	66,529	83,701
Pool technical equipment – at cost	130,795	126,292	130,795	126,292
Less: Accumulated depreciation	(110,181)	(100,478)	(110,181)	(100,478)
	20,614	25,814	20,614	25,814
Total Property, Plant and Equipment At Cost	1,422,248	1,414,237	398,325	390,314
Accumulated Depreciation	(481,251)	(417,541)	(311,182)	(273,069)
	940,997	996,696	87,143	117,245

Notes to the Financial Statements (continued)

FOR THE YEAR ENDED 31 MARCH 2012

8. PROPERTY, PLANT AND EQUIPMENT (CONTINUED)

	Consolidated Entity		Parent Entity	
	2012	2011	2012	2011
	\$	\$	\$	\$
(a) Movements in carrying amounts				
Movements in the carrying amounts for each class of property, plant and equipment between the beginning and the end of the current financial year:				
Land and Building				
Balance at the beginning of year	879,451	905,050	-	-
Depreciation	(25,597)	(25,599)	-	-
Carrying amount at the end of the year	853,854	879,451	-	-
Motor vehicles				
Balance at the beginning of year	7,730	16,537	7,730	16,537
Depreciation	(7,730)	(8,807)	(7,730)	(8,807)
Carrying amount at the end of the year	-	7,730	-	7,730
Office equipment				
Balance at the beginning of year	83,701	99,566	83,701	99,566
Additions	3,507	7,169	3,507	7,169
Depreciation	(20,679)	(23,034)	(20,679)	(23,034)
Carrying amount at the end of the year	66,529	83,701	66,529	83,701
Pool technical equipment				
Balance at the beginning of year	25,814	28,229	25,814	28,229
Additions	4,503	6,695	4,503	6,695
Depreciation	(9,703)	(9,110)	(9,703)	(9,110)
Carrying amount at the end of the year	20,614	25,814	20,614	25,814
Total carrying amount at the end of the year	940,997	996,696	87,143	117,245
9. INTANGIBLES				
Intangibles	5,000	5,000	5,000	5,000
Less: Accumulated amortisation	(5,000)	(4,417)	(5,000)	(4,417)
	-	583	-	583

Notes to the Financial Statements (continued)

FOR THE YEAR ENDED 31 MARCH 2012

	Consolidated Entity		Parent Entity	
	2012	2011	2012	2011
	\$	\$	\$	\$
10. TRADE AND OTHER PAYABLES (CURRENT)				
Current				
Registration fees and subscriptions received in advance	340,097	333,559	340,097	333,559
Creditors and accruals	342,043	401,462	340,068	399,527
	<u>682,140</u>	<u>735,021</u>	<u>680,165</u>	<u>733,086</u>

Trade payables are non interest bearing and are normally settled on 30 day terms.

11. PROVISIONS

Current

Employee entitlements (annual leave & long service leave)

	<u>60,342</u>	<u>61,375</u>	<u>60,342</u>	<u>61,375</u>
--	---------------	---------------	---------------	---------------

Non-Current

Employee entitlements (long service leave)

	<u>20,620</u>	<u>14,611</u>	<u>20,620</u>	<u>14,611</u>
--	---------------	---------------	---------------	---------------

12. TRANSACTIONS WITH RELATED PARTIES

(i) Directors

The names of each person holding the position of director of Swimming New South Wales Limited during the financial year were:

Mrs Suzanne Bergersen	
Mr Bill Ford	
Mr Chris Myers	
Mrs Gloria Wiegmann	
Mr Peter Lozan	(resigned 23/7/11)
Mr Pat Troy	
Mr Graham Towle	
Mr Walter Hitchell OAM	(resigned 23/7/11)
Mr Mark Payne	(appointed 23/7/11)
Mr Alan Thompson	(appointed 28/9/11)
Mrs Lynn Elliott	

(ii) Executives

Mr Mark Heathcote (Chief Executive Officer)

The Chief Executive Officer is a full-time paid employee of the Company. All other positions are honorary and accordingly those directors received no remuneration.

Notes to the Financial Statements (continued)

FOR THE YEAR ENDED 31 MARCH 2012

12. TRANSACTIONS WITH RELATED PARTIES (CONTINUED)

KEY MANAGEMENT PERSONNEL REMUNERATION

	Salary	Superannuation	Total
2012	109,690	9,872	119,562
2011	99,760	8,978	108,738

13. AUDITORS' REMUNERATION

	Consolidated Entity		Parent Entity	
	2012	2011	2012	2011
	\$	\$	\$	\$
Amounts received or due and receivable by Ernst & Young Australia for:				
- an audit of the financial report of the entity	22,500	21,000	22,500	21,000
	<u>27,162</u>	<u>21,000</u>	<u>27,162</u>	<u>21,000</u>

Notes to the Financial Statements (continued)

FOR THE YEAR ENDED 31 MARCH 2012

14. FINANCIAL RISK MANAGEMENT OBJECTIVES AND POLICIES

The Group's principal financial instruments comprise cash and short-term deposits.

The main purpose of these financial instruments is to raise finance for the Group's operations.

The Group has various other financial instruments such as trade debtors and trade creditors, which arise directly from its operations.

It is, and has been throughout the period under review, the Group's policy that no trading in financial instruments shall be undertaken.

The main risks arising from the Group's financial instruments are interest rate risk and credit risk. The board reviews and agrees policies for managing each of these risks and they are summarised below.

Interest rate risk

The Group's policy is to manage its interest cost using a mix of fixed and variable rate debt.

The Group's policy is to keep at a minimum its borrowings at fixed rates of interest.

Credit risk

The Group trades only with recognised, creditworthy third parties, and as such collateral is not requested.

In addition, receivable balances are monitored on an ongoing basis with the result that the Group's exposure to bad debts is not significant.

With respect to credit risk arising from the other financial assets of the Group, which comprise cash and cash equivalents, the Group's exposure to credit risk arises from default of the counter party, with a maximum exposure equal to the carrying amount of these instruments.

There are no significant concentrations of credit risk within the Group.

Liquidity risk

The Group's objective is to maintain a balance between continuity of funding and flexibility through the use of cash and cash equivalents, bank overdrafts, bank loans and available credit lines.

Notes to the Financial Statements (continued)

FOR THE YEAR ENDED 31 MARCH 2012

15. ADDITIONAL FINANCIAL INSTRUMENTS DISCLOSURE

The material financial instruments to which the entity has exposure included:

- (i) Cash; and
- (ii) Trade creditors and accruals

(a) Interest rate risk

The Group's exposure to interest rate risk and the effective weighted average interest rate for classes of financial assets and financial liabilities is set out below:

At 31 March 2012, if interest rates had moved, as illustrated in the table below, with all other variables held constant, post tax profit would have been affected as follows:

Judgements of reasonably possible movements:

	Surplus Higher/(Lower)	
	2012	2011
	\$	\$
Consolidated		
+0.5% (50 basis points)	7,144	6,991
-0.5% (50 basis points)	(7,144)	(6,991)
Parent		
+0.5% (50 basis points)	6,108	6,105
-0.5% (50 basis points)	(6,108)	(6,105)

Parent

2012	Note	Floating interest rate	Fixed interest maturing in 1 year or less	Non-interest bearing	Total
Financial assets					
Cash	4	471,758	-	2,500	474,258
Receivables	6	-	-	297,457	297,457
Investments	5	-	750,000	100	750,100
		471,758	750,000	300,057	1,521,815
Weighted average interest rate		3.75%	5.63%		
Financial liabilities					
Accounts payable	10	-	-	340,068	340,068

Notes to the Financial Statements (continued)

FOR THE YEAR ENDED 31 MARCH 2012

15. ADDITIONAL FINANCIAL INSTRUMENTS DISCLOSURE (CONTINUED)

2011	Note	Floating interest rate	Fixed interest maturing in 1 year or less	Non-interest bearing	Total
<i>Financial assets</i>					
Cash	4	468,479	-	3,288	471,767
Receivables	6	-	-	362,372	362,372
Investments	5	-	750,000	-	750,000
		468,479	750,000	365,660	1,584,139
Weighted average interest rate		3.59%	6.17%		
<i>Financial liabilities</i>					
Accounts payable	10	-	-	399,527	399,527
Group					
2012	Note	Floating interest rate	Fixed interest maturing in 1 year or less	Non-interest bearing	Total
<i>Financial assets</i>					
Cash	4	678,728	-	2,500	681,228
Receivables	6	-	-	238,134	238,134
Investments	5	-	750,000	-	750,000
		678,728	750,000	240,634	1,669,362
Weighted average interest rate		3.86%	5.63%		
<i>Financial liabilities</i>					
Accounts payable	10	-	-	342,043	342,043
2011	Note	Floating interest rate	Fixed interest maturing in 1 year or less	Non-interest bearing	Total
<i>Financial assets</i>					
Cash	4	645,787	-	3,288	649,075
Receivables	6	-	-	307,558	307,558
Investments	5	-	750,000	-	750,000
		645,787	750,000	310,846	1,706,633
Weighted average interest rate		3.87%	6.17%		
<i>Financial liabilities</i>					
Accounts payable	10	-	-	401,462	401,462

Notes to the Financial Statements (continued)

FOR THE YEAR ENDED 31 MARCH 2012

15. ADDITIONAL FINANCIAL INSTRUMENTS DISCLOSURE (CONTINUED)

(b) Credit risk exposure

Credit risk represents the loss that would be recognised if counter parties failed to perform as contracted.

The Group is not materially exposed to any individual customer.

(c) Liquidity risk exposure

The table below reflects all contractually fixed pay-offs for settlements, repayments and interest resulting from recognised financial liabilities.

The remaining contractual maturities of the Group's and parent entity's financial liabilities are:

	Consolidated Entity		Parent Entity	
	2012	2011	2012	2011
	\$	\$	\$	\$
6 months or less	342,043	401,462	340,068	399,527

Maturity analysis of financial assets and liability based on management's expectation.

The risk implied from the values shown in the table below, reflects a balanced view of cash inflows and outflows. Leasing obligations, trade payables and other financial liabilities mainly originate from the financing of assets used in our ongoing operations such as property, plant and equipment and investments in working capital eg inventories and trade receivables. These assets are considered in the Group's overall liquidity risk.

	<6 months	6-12 months	1-5 years	Total
Year ended 31 March 2012	\$	\$	\$	\$
Consolidated				
Financial assets				
Cash & cash equivalents	681,228	-	-	681,228
Trade & other receivables	232,922	-	-	232,922
Investments	750,000	-	-	750,000
	1,664,150	-	-	1,664,150
Consolidated				
Financial liabilities				
Trade & other payables	342,043	-	-	342,043
	342,043	-	-	342,043
Net maturity	1,322,107	-	-	1,322,107

Notes to the Financial Statements (continued)

FOR THE YEAR ENDED 31 MARCH 2012

15. ADDITIONAL FINANCIAL INSTRUMENTS DISCLOSURE (CONTINUED)

	<6 months \$	6-12 months \$	1-5 years \$	Total \$
Year ended 31 March 2012				
Parent				
Financial assets				
Cash & cash equivalents	474,258	-	-	474,258
Trade & other receivables	292,344	-	-	292,344
Investments	750,000	-	100	750,100
	<u>1,516,602</u>	<u>-</u>	<u>100</u>	<u>1,516,702</u>
Parent				
Financial liabilities				
Trade & other payables	340,068	-	-	340,068
	<u>340,068</u>	<u>-</u>	<u>-</u>	<u>340,068</u>
Net maturity	<u>1,176,534</u>	<u>-</u>	<u>-</u>	<u>1,176,534</u>

(d) Net fair values of financial assets and liabilities

The methods for estimating fair value are outlined in the relevant notes to the financial statements and the Group's financial assets and liabilities are carried at amounts that approximate net fair values.

Notes to the Financial Statements (continued)

FOR THE YEAR ENDED 31 MARCH 2012

16. INTERESTS IN SUBSIDIARIES

Name	Country of incorporation	Percentage of equity interest held by the consolidated entity		Investment	
		2012	2011	2012	2011
		%	%	\$	\$
NSW Swimming Nominees Pty Ltd	Australia	100	100	-	-
Swimming New South Wales Aquatic Management Pty Ltd	Australia	100	-	100	-

NSW Swimming Nominees Pty Ltd (the Trustee) was incorporated on 21 December 2004 and is the Trustee for the NSW Swimming Foundation Trust (the Trust). Upon incorporation of the Trustee each director of Swimming New South Wales Limited was gifted 1 share in the Trustee. No other share capital has been issued. The Trustee's constitution provides that each shareholder must be a director of Swimming New South Wales Limited otherwise the share ownership is forfeited. Accordingly, the Trust's activities have been consolidated with Swimming New South Wales Limited as Swimming New South Wales Limited is deemed to control the Trustee.

Swimming New South Wales Aquatic Management Pty Ltd was incorporated on 9 May 2011. Upon incorporation Swimming New South Wales Limited was issued with 100 shares in the Company. No other share capital has been issued. Accordingly, the Company's activities have been consolidated with Swimming New South Wales Limited as Swimming New South Wales is deemed to control the Company.

17. SEGMENT REPORTING

The Group operates predominantly in the administration of swimming in New South Wales.

18. COMMITMENTS AND CONTINGENCIES

Operating lease commitments

The entity has entered into a commercial lease on building with NSW Swimming Nominees Pty Ltd where it is not in the best interest of the entity to purchase the asset as well as a lease on photocopier equipment.

The leases have an average life of 5 years with renewal included in the contracts.

There are no restrictions placed upon the lessee by entering into these leases.

Future minimum rentals payable under non-cancellable operating leases as at 31 March are as follows:-

	Consolidated Entity		Parent Entity	
	2012	2011	2012	2011
	\$	\$	\$	\$
Within one year	58,370	53,882	147,908	140,812
After one year but not more than five years	184,838	58,372	404,667	367,737
	243,208	112,254	552,575	508,549

Directors' Declaration

In the opinion of the directors of Swimming New South Wales Limited:

- (a) the financial statements and notes, set out on pages 44 to 65, are in accordance with the Corporations Act 2001, including:
 - (i) giving a true and fair view of the financial position of the Group as at 31 March 2012 and of its performance, as represented by the results of its operations and its cash flows, for the year ended on that date; and
 - (ii) complying with Accounting Standards in Australia and the Corporations Regulations 2001; and
- (b) there are reasonable grounds to believe that the entity will be able to pay its debts as and when they become due and payable.

Signed in accordance with a resolution of the directors.



P. Troy
Director




G. Towle
Director

Sydney
Dated: 29 May 2012

Auditor's Independence Declaration to the Directors of Swimming New South Wales Limited

In relation to our audit of the financial report of Swimming New South Wales Limited for the financial year ended 31 March 2012, to the best of my knowledge and belief, there have been no contraventions of the auditor independence requirements of the *Corporations Act 2001* or any applicable code of professional conduct.

A handwritten signature in cursive script that reads 'Ernst & Young'.

Ernst & Young

A handwritten signature in cursive script that reads 'Daniel Cunningham'.

Daniel Cunningham
Partner
29th May 2012

Independent auditor's report to the members of Swimming New South Wales Limited

Report on the financial report

We have audited the accompanying financial report of Swimming New South Wales Limited, which comprises the statements of financial position as at 31 March 2012, the statements of comprehensive income, the statements of changes in equity and the statements of cash flows for the year then ended, notes comprising a summary of significant accounting policies and other explanatory information, and the directors' declaration of the company and the consolidated entity comprising the company and the entities it controlled at the year's end or from time to time during the financial year.

Directors' responsibility for the financial report

The directors of the company are responsible for the preparation of the financial report that gives a true and fair view in accordance with Australian Accounting Standards and the *Corporations Act 2001* and for such internal controls as the directors determine are necessary to enable the preparation of the financial report that is free from material misstatement, whether due to fraud or error. In Note 1 the directors also state, in accordance with Accounting Standard AASB 101 *Presentation of Financial Statements*, that the financial statements comply with *International Financial Reporting Standards*.

Auditor's responsibility

Our responsibility is to express an opinion on the financial report based on our audit. We conducted our audit in accordance with Australian Auditing Standards. Those standards require that we comply with relevant ethical requirements relating to audit engagements and plan and perform the audit to obtain reasonable assurance about whether the financial report is free from material misstatement.

An audit involves performing procedures to obtain audit evidence about the amounts and disclosures in the financial report. The procedures selected depend on the auditor's judgment, including the assessment of the risks of material misstatement of the financial report, whether due to fraud or error. In making those risk assessments, the auditor considers internal controls relevant to the entity's preparation and fair presentation of the financial report in order to design audit procedures that are appropriate in the circumstances, but not for the purpose of expressing an opinion on the effectiveness of the entity's internal controls. An audit also includes evaluating the appropriateness of accounting policies used and the reasonableness of accounting estimates made by the directors, as well as evaluating the overall presentation of the financial report.

We believe that the audit evidence we have obtained is sufficient and appropriate to provide a basis for our audit opinion.


Independence

In conducting our audit we have complied with the independence requirements of the *Corporations Act 2001*. We have given to the directors of the company a written Auditor's Independence Declaration, a copy of which is included in the directors' report.

Opinion

In our opinion:

- a. the financial report of Swimming New South Wales Limited is in accordance with the *Corporations Act 2001*, including:
 - i giving a true and fair view of Swimming New South Wales Limited and the consolidated entity's financial positions as at 31 March 2012 and of their performance for the year ended on that date; and
 - ii complying with Australian Accounting Standards and the *Corporations Regulations 2001*; and
- b. the financial report also complies with *International Financial Reporting Standards* as disclosed in Note 1.



Ernst & Young




Daniel Cunningham
Partner
Sydney
29th May 2012

DISCLAIMER ON ADDITIONAL FINANCIAL INFORMATION

The additional financial information, being the attached to the Financial Statements for the year ended 31 March 2012, has been compiled by the management of Swimming New South Wales Limited.

No audit or review has been performed by us and accordingly no assurance is expressed.

To the extent permitted by law, we do not accept liability for any loss or damage which any person, other than Swimming New South Wales Limited may suffer arising from any negligence on our part. No person should rely on the additional financial information without having an audit or review conducted.

A handwritten signature in cursive script that reads 'Ernst & Young'.

Ernst & Young

Sydney
Date: 29th May 2012

Income and Expenditure Account

FOR THE YEAR ENDED 31 MARCH 2012	Notes	Consolidated Entity		Parent Entity	
		2012 \$	2011 \$	2012 \$	2011 \$
Income					
Sales					
Swim Trade		-	50	-	50
Swim Trade Events		38,059	129,504	38,059	129,504
Speedo Swim Shop		775,142	841,620	775,142	841,620
		<u>813,201</u>	<u>971,174</u>	<u>813,201</u>	<u>971,174</u>
Cost of goods sold					
Opening stock		109,338	106,372	109,338	106,372
Add: Purchases					
Swim Trade		(428)	89,860	(428)	89,860
Speedo Swim Shop		420,343	504,461	420,343	504,461
			<u>594,321</u>		<u>594,321</u>
Less: Closing stock		(97,371)	(109,338)	(97,371)	(109,338)
Total costs of goods sold		<u>431,882</u>	<u>591,355</u>	<u>431,882</u>	<u>591,355</u>
Gross profit		<u>381,319</u>	<u>379,819</u>	<u>381,319</u>	<u>379,819</u>
Direct retail expenses					
Speedo swim shop					
Licence fee – SOPAC		192,958	208,637	192,958	208,637
Salaries		101,463	97,215	101,463	97,215
Other		19,941	20,134	19,941	20,134
		<u>314,362</u>	<u>325,986</u>	<u>314,362</u>	<u>325,986</u>
Profit from retail operations		<u>66,957</u>	<u>53,833</u>	<u>66,957</u>	<u>53,833</u>
Other income					
Administration income		6,834	7,442	6,834	7,442
Affiliation fees		60,816	59,756	60,816	59,756
Coaching courses		32,441	22,973	32,441	22,973
Donations, sponsorships and Government grants		325,112	324,494	325,112	324,494
Electronic timing equipment hire		30,178	28,785	30,178	28,785
Interest received		58,837	65,125	51,303	58,311
Profit/(Loss) on Sale NC Asset		-	-	-	-
Registration fees		754,542	737,694	754,542	737,694
Swim meet income		618,653	587,204	618,653	587,204
Swimmer advertising / subscriptions		13,159	20,064	13,159	20,064
Trust Distribution		-	-	53,888	54,814
Other		9,535	644	9,535	644
		<u>1,910,107</u>	<u>1,854,181</u>	<u>1,956,461</u>	<u>1,902,181</u>
Total income		<u>1,977,064</u>	<u>1,908,014</u>	<u>2,023,418</u>	<u>1,956,014</u>

**FOR THE YEAR ENDED 31
MARCH 2012**

Notes

Consolidated Entity

Parent Entity

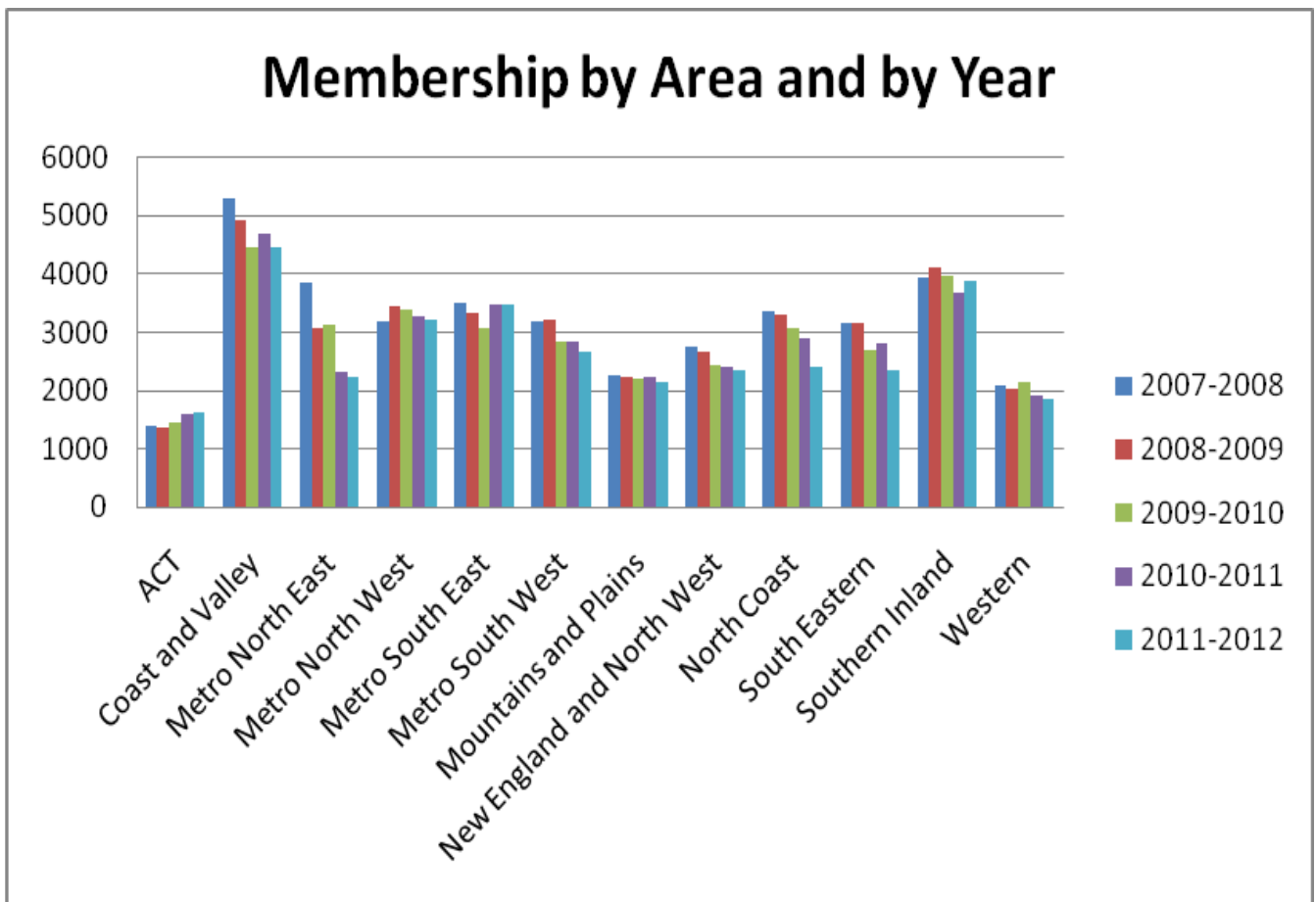
	2012	2011	2012	2011
	\$	\$	\$	\$
Less Expenditure				
Accounting expenses	42	781	42	781
Annual General Meeting expenses	10,637	10,458	10,637	10,458
Apparel	140	8,560	140	8,560
Audit fees	27,162	21,960	27,162	21,960
Bad debts	562	3,348	562	3,348
Bank charges	4,029	3,801	3,094	3,728
Club development expenses	45,444	31,460	45,444	31,460
Coaching courses	24,600	7,484	24,600	7,484
Coach development expenses	1,432	9,627	1,432	9,627
Committee expenses	9,927	11,338	9,927	11,338
Computer software	9,561	7,854	9,538	7,854
Depreciation	64,293	67,549	38,695	41,951
Directors' expenses	6,014	12,652	5,973	12,652
Area development grants	47,500	49,500	47,500	49,500
Electronic timing equipment	17,512	16,523	17,512	16,523
Chief Executive Officer's expenses	2,168	6,575	2,168	6,575
Fringe benefits tax	1,850	2,766	1,850	2,766
General	34,343	22,317	29,939	20,999
Holiday pay and long service leave	61,643	68,211	61,643	68,211
Insurance – members	90,800	90,227	90,800	90,227
Insurance – office	23,155	26,945	23,155	26,945
International touring team	22,047	-	22,047	-
Marketing & Promotions expenses	13,689	21,366	13,599	21,366
Motor vehicles	9,495	8,138	9,495	8,138
New initiatives / Special projects	-	-	-	-
NSWIS grants	180,000	180,000	180,000	180,000
Office equipment rental and supplies	70,498	89,229	70,498	89,229
Online registration expenses	42,876	32,849	42,876	32,849
Online entries expenses	22,295	17,574	22,295	17,574
Online membership expenses	106	203	106	203
Payroll tax	5,984	3,985	5,984	3,985
Postage	28,598	33,940	28,598	33,940
Presidents & Special meeting expenses	3,390	3,493	3,390	3,493
Professional fees	7,619	13,883	5,453	11,470
Rent & Cleaning of Property	21,525	21,091	100,552	98,493
Salaries	555,462	493,594	555,462	493,594
State Age National SC Event	27,879	24,383	27,879	24,383
Stationery and printing	28,142	29,246	28,142	29,246
Superannuation	54,809	48,676	54,809	48,676
Swim meet expenses	272,320	268,615	272,320	268,615
Swimmer development expenses	92,711	110,283	92,711	110,283
Technical development expenses	65,275	82,845	65,275	82,845
Telephones, faxes and Internet	27,145	23,611	27,145	23,611
Total expenses	2,034,679	1,986,940	2,080,449	2,034,940
Operating surplus	(57,615)	(78,926)	(57,031)	(78,926)

SWIMMING NEW SOUTH WALES LIMITED

MEMBERSHIP REPORT

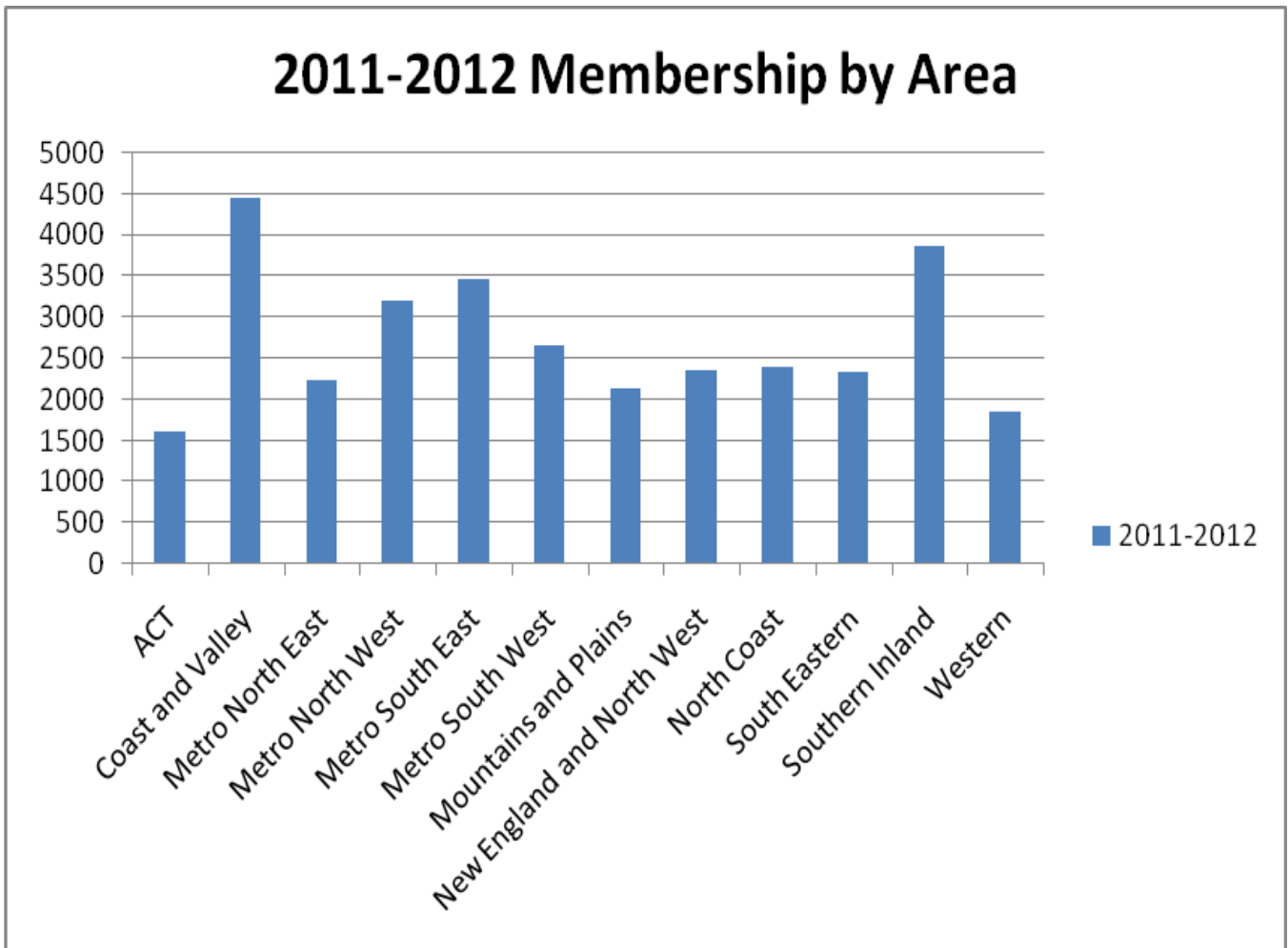
Membership Distribution by Area Yearly Trends

Area	2007-2008	2008-2009	2009-2010	2010-2011	2011-2012
ACT	1401	1354	1439	1601	1612
Coast and Valley	5298	4921	4466	4690	4464
Metro North East	3860	3081	3132	2322	2229
Metro North West	3200	3441	3390	3285	3213
Metro South East	3504	3334	3064	3475	3469
Metro South West	3184	3223	2845	2848	2655
Mountains and Plains	2272	2224	2189	2245	2133
New England and North West	2745	2654	2444	2407	2350
North Coast	3363	3304	3068	2898	2395
South Eastern	3155	3145	2696	2815	2339
Southern Inland	3945	4122	3963	3693	3875
Western	2094	2024	2140	1919	1853



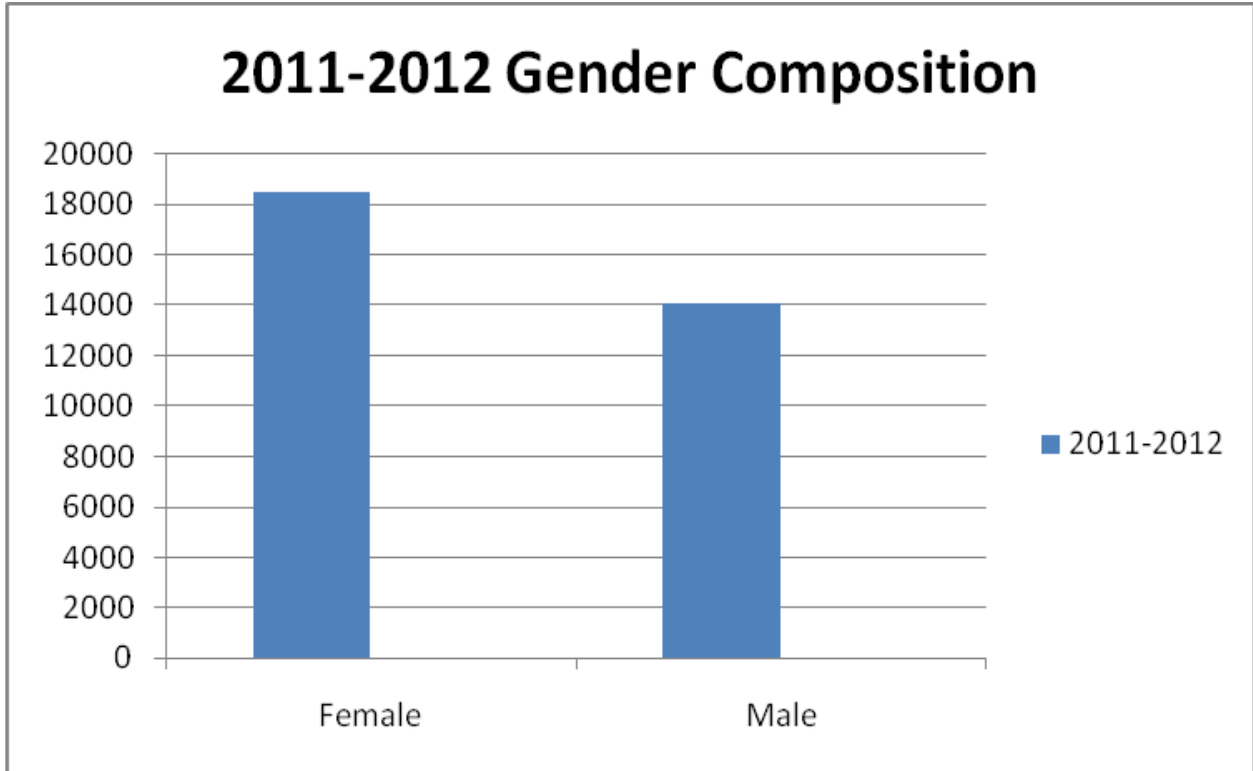
Membership Distribution by Area 2011-2012

Area	2011-2012
ACT	1612
Coast and Valley	4464
Metro North East	2229
Metro North West	3213
Metro South East	3469
Metro South West	2655
Mountains and Plains	2133
New England and North West	2350
North Coast	2395
South Eastern	2339
Southern Inland	3875
Western	1853



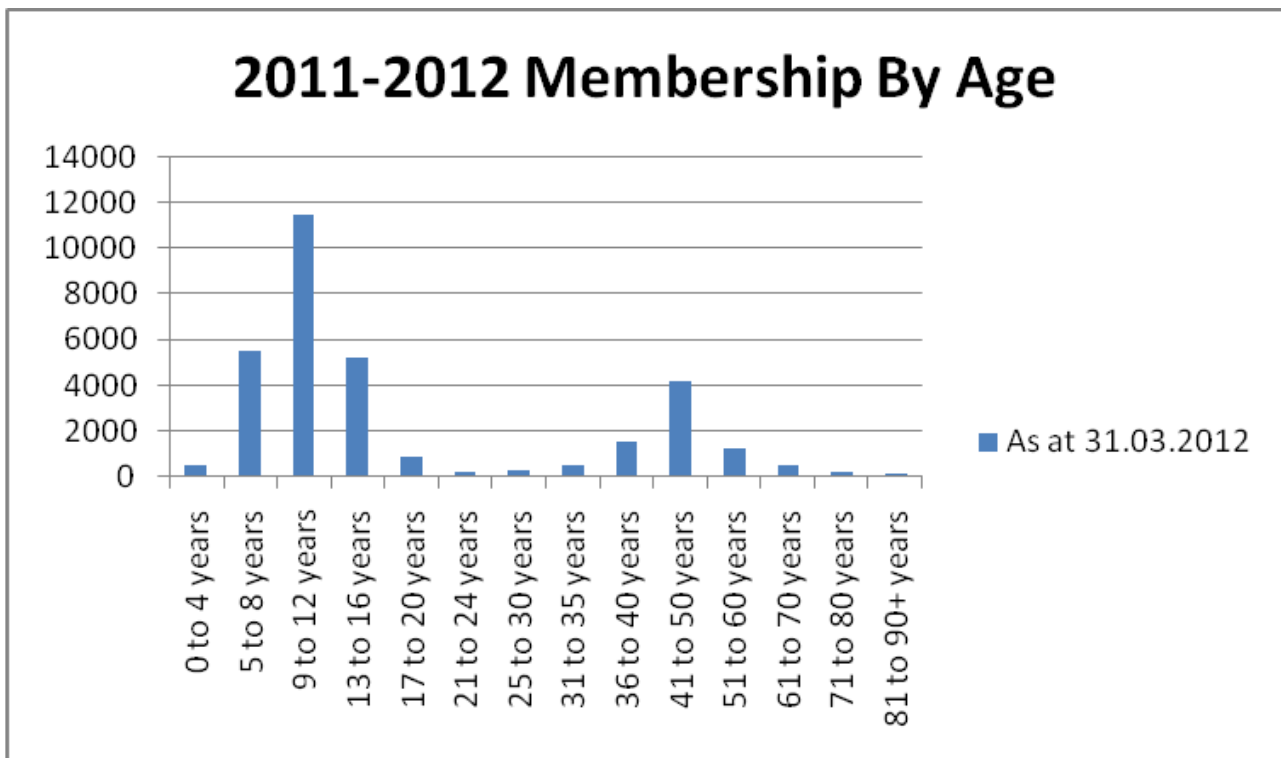
Membership Distribution by Gender 2011-2012

Gender	2011-2012	% of Total Membership
Female	18496	57.00%
Male	14091	43.00%



Membership Distribution by Age 2011-2012

Age	As at 31.03.2012
0 to 4 years	481
5 to 8 years	5553
9 to 12 years	11508
13 to 16 years	5228
17 to 20 years	918
21 to 24 years	201
25 to 30 years	261
31 to 35 years	516
36 to 40 years	1543
41 to 50 years	4193
51 to 60 years	1276
61 to 70 years	520
71 to 80 years	253
81 to 90+ years	136



Swimming NSW Limited

Club Member List – By Area & Club

KEY: SW = Swimmer, NSW = Non-Swimmer, LM = Life Member

	2008-2009	2009-2010	2010-2011	2011-2012			TOTAL	% Change
				SW	NS	LM		
ACT								
BRAIDWOOD	23	9	24	38	3	0	41	70.8
BURLEY GRIFFIN	118	145	137	94	62	3	159	16.1
CANBERRA	185	213	199	120	104	1	225	13.1
CROOKWELL	118	109	107	94	10	0	104	-2.8
CRUIZ SWIM	80	87	90	56	37	0	93	3.3
DICKSON	93	2	101	0	128	1	129	27.7
GINNINDERRA	149	122	126	91	38	6	135	7.1
GOULBURN	70	96	75	70	28	0	98	30.7
QUEANBEYAN LEAGUES	124	102	205	60	59	9	128	-37.6
TELOPEA	92	96	90	15	19	14	48	-46.7
TUGGERANONG VIKINGS	137	254	243	173	106	7	286	17.7
WODEN VALLEY	165	204	204	107	58	1	166	-18.6
	1354	1439	1601				1612	0.7
Coast & Valley								
BERESFIELD	199	146	133	113	19	12	144	8.3
BOULAROO SPEERS POINT	208	193	205	55	114	12	181	-11.7
BRANXTON GRETA	81	82	93	90	8	0	98	5.4
CENTRAL NEWCASTLE	149	167	166	154	15	14	183	10.2
CESSNOCK	190	87	103	139	5	4	148	43.7
CHARLESTOWN	47	74	96	84	17	8	109	13.5
CLARENCETOWN COMETS	104	81	106	41	21	0	62	-41.5
COALFIELDS UNITED	124	137	118	143	44	3	190	61.0
DUNOG	83	80	72	66	1	0	67	-6.9
EAST MAITLAND OLYMPIC	303	274	288	228	10	3	241	-16.3
GOSFORD RSL YOUTH	49	38	25	2	0	2	4	-84.0
GOSFORD STINGRAYS	107	99	82	42	25	11	78	-4.9
HUNTER	137	147	156	147	19	8	174	11.5
JAMIES	79	80	66	39	32	0	71	7.6
KINCUMBER PACIFIC DOLPHINS	402	357	396	245	148	3	396	0.0
KINGSWIM	80	53	37	0	0	0	0	-100.0
KURRI KURRI	67	89	78	52	5	4	57	-26.9
LOWER HUNTER AQUANAUTS	19	32	31	0	0	0	0	-100.0
MACQUARIE SHORES	70	30	43	42	7	0	49	14.0
MAITLAND	231	218	200	160	8	13	181	-9.5
MINGARA AQUATIC	219	188	216	112	77	1	190	-12.0
MORISSET METEORS	40	29	30	38	3	0	41	36.7
NELSON BAY RSL	78	82	59	36	2	3	41	-30.5
NEWCASTLE PREMIERS	32	40	57	76	7	1	84	47.4
NEWCASTLE UNITED	34	0	0	0	0	0	0	0.0
NOVOCASTRIAN	207	184	159	113	18	3	134	-15.7
NU SWIM	148	105	116	81	56	0	137	18.1
RAYMOND TERRACE	108	103	94	67	37	3	107	13.8
SINGLETON	121	115	91	120	18	0	138	51.6
STOCKTON	117	126	138	125	4	5	134	-2.9
SWANSEA SHARKS	168	140	134	113	9	0	122	-9.0
SWIMFIRST	0	0	0	22	9	0	31	0.0
THE ENTRANCE	94	90	96	67	11	11	89	-7.3

TILLIGERRY STINGRAYS	9	32	79	12	11	0	23	-70.9
TITANS	42	4	77	54	18	1	73	-5.2
TOUKLEY	122	112	112	68	10	9	87	-22.3
VALENTINE TORPEDOES	100	110	100	62	0	0	62	-38.0
WALLSEND RSL WARRIORS	106	103	125	89	9	2	100	-20.0
WEST WALLSEND INDOOR	88	89	88	66	7	3	76	-13.6
WESTLAKES	88	76	67	28	1	0	29	-56.7
WOY WOY	134	130	145	64	46	12	122	-15.9
WYEE POINT	30	0	37	35	4	0	39	0.0
WYONG	54	78	89	75	5	8	88	-1.1
Y VALLEY	53	66	87	71	13	0	84	-3.4
	4921	4466	4690				4464	-4.8

Metro North East								
ABBOTSLEIGH	120	114	99	96	12	0	108	9.1
AVALON BILGOLA	37	42	20	0	0	0	0	0.0
BUSH SCHOOL LEARN TO SWIM	303	310	287	0	346	9	355	23.7
CARLILE	248	251	261	168	69	12	249	-4.6
COLLARROY	0	0	29	0	0	25	25	0.0
COLLARROY WOMENS & ASSOCIATES	25	15	7	0	0	0	0	0.0
DUKES OF HARBORD	0	41	0	9	0	0	9	0.0
EZYSWIM	5	0	0	14	8	0	22	0.0
FRESHWATER	162	115	20	1	0	3	4	-80.0
HUNTERS HILL	75	87	46	30	8	0	38	-17.4
KNOX PYMBLE	320	218	201	210	48	5	263	30.8
KU-RING-GAI	274	268	275	225	18	9	252	-8.4
LANE COVE	272	284	276	256	35	13	304	10.1
MANLY	90	241	0	0	0	0	0	0.0
MANLY JETZ	17	24	16	6	0	0	6	-62.5
MANLY LADIES & ASSOCIATES	61	51	52	5	4	9	18	-65.4
NARRABEEN	104	94	0	0	0	0	0	0.0
NARRABEEN LADIES	60	53	0	0	0	0	0	0.0
NORTH SYDNEY	62	49	90	87	7	2	96	6.7
NORTHBRIDGE	76	117	152	4	12	3	19	-87.5
PITTWATER	38	10	0	0	0	0	0	0.0
QUEENSCLIFF	118	23	5	0	0	0	0	0.0
QUEENSCLIFF LADIES	71	82	0	0	0	0	0	0.0
RAVENSWOOD	111	106	66	60	8	0	68	3.0
SEA EAGLES	47	44	36	27	3	4	34	-5.6
TERREY HILLS	34	35	45	46	11	0	57	26.7
THE SPIT	0	112	104	106	0	2	108	3.8
WARRINGAH AQUATIC	175	153	60	12	10	7	29	-51.7
WILLOUGHBY	176	193	175	93	67	5	165	-5.7
	3081	3132	2322				2229	-4.0

Metro North West								
AQUABURN	92	73	85	72	21	0	93	9.4
AUBURN	55	49	64	37	37	7	81	26.6
BARKER AQUATICS	428	446	400	209	162	0	371	-7.3
BLUEFINS SWIM TEAM	16	6	14	25	3	0	28	100.0
CARRINGTON INDOOR AQUATIC	41	18	0	0	1	0	1	0.0
CASTLE HILL RSL DOLPHINS	235	224	208	158	38	13	209	0.5
CHERRYBROOK CARLILE	304	282	268	168	117	0	285	6.3
EASTWOOD-EPPING	65	65	39	0	0	10	10	-74.4
EPPING BULLETS	156	131	70	51	31	2	84	20.0
FITNESS EDGE	59	25	65	54	35	0	89	36.9
GALSTON	220	161	135	89	45	3	137	1.5
HAWKESBURY	40	32	17	27	6	4	37	117.6
HORNSBY	84	85	80	79	8	2	89	11.3
MACQUARIE	53	0	75	78	0	0	78	0.0
MACQUARIE UNIVERSITY	0	81	68	59	14	0	73	7.4
NORTH WEST	45	0	0	0	0	0	0	0.0
PARRAMATTA CITY	259	278	308	74	210	10	294	-4.5
PARRAMATTA MEMORIAL	162	215	226	78	101	9	188	-16.8
RIVERSTONE	83	65	34	30	4	0	34	0.0
RIVERSTONE DOLPHINS RSL YOUTH	14	9	12	1	0	1	2	-83.3
RYDE CARLILE	408	382	410	185	188	17	390	-4.9
SOPAC	213	240	219	125	78	0	203	-7.3
SWIMWEST	130	124	122	78	47	1	126	3.3
THE HILLS	137	212	237	145	62	11	218	-8.0
UNCLE JACK'S	30	35	16	5	1	0	6	-62.5
WINDSOR	112	152	113	58	25	4	87	-23.0
	3441	3390	3285				3213	-2.2

Metro South East								
AKAC	0	0	0	8	5	0	13	0
ASCHAM AQUATICS	27	36	43	42	0	0	42	-2.33
ASHFIELD	98	103	96	85	8	9	102	6.25
BALMAIN	62	60	58	45	3	7	55	-5.17
BAYSIDE	161	166	146	109	15	0	124	-15.07
BONDI	53	66	6	71	3	0	74	1133.33
BREAKERS	56	48	10	25	7	0	32	220.00
BSC ROCKDALE	77	55	33	21	5	13	39	18.18
CABARITA	10	27	0	0	0	0	0	0.00
CARSS PARK	86	88	60	25	5	5	33	-45.00
COMO	72	0	0	0	0	0	0	0.00
COOK & PHILLIP	39	2	0	16	1	0	17	0.00
CRANBROOK EASTERN EDGE	98	116	133	105	9	0	114	-14.29
CRONULLA	70	102	144	162	7	2	171	18.75
DRUMMOYNE	4	4	180	97	23	5	125	-30.56
ENFIELD	37	49	60	57	16	0	73	21.67
ENGADINE	64	96	94	80	6	12	98	4.26
GYMEA BAY	30	6	3	0	0	0	0	-100.00
HURSTVILLE AQUATIC	88	66	89	58	25	2	85	-4.49
JONES	94	59	68	63	6	3	72	5.88
KRB AQUATICS	0	0	0	0	0	0	0	0.00
LEICHHARDT	154	149	137	131	20	6	157	14.60
LITTLE SHARKS	0	0	21	11	1	0	12	-42.86
MACCABI	80	67	7	24	3	5	32	357.14
MAROUBRA	143	25	129	86	12	21	119	-7.75
MENAI	71	68	61	55	6	0	61	0.00
MLC MARLINS	157	183	187	87	72	0	159	-14.97
NC AQUATICS	91	92	115	100	1	1	102	-11.30

NORTH RAMSGATE	40	31	30	8	0	9	17	-43.33
OATLEY	98	0	106	100	21	4	125	17.92
PEAKHURST	97	111	109	68	7	23	98	-10.09
RANDWICK & COOGEE	137	119	136	93	7	15	115	-15.44
ROSELANDS	72	82	85	36	28	15	79	-7.06
SANS SOUCI	30	3	0	0	0	0	0	0.00
SANS SOUCI SEA DEVILS	0	52	88	91	12	5	108	22.73
SEA'S THE LIMIT	128	154	117	73	10	0	83	-29.06
SHIRE SHARKS	15	24	24	17	2	0	19	-20.83
SLADEM	68	38	53	23	9	7	39	-26.42
SLC AQUADOT	152	179	183	131	33	4	168	-8.20
SOUTH SYDNEY	60	35	25	0	0	0	0	-100.00
SUTHERLAND WARATAH	0	10	0	16	5	5	26	0.00
SWIM STARS	0	0	8	2	0	0	2	-75.00
SYDNEY SWIM PLC	77	69	73	69	12	0	81	10.96
SYDNEY UNIVERSITY	136	183	180	109	64	3	176	-2.22
TIVOLI	72	54	86	94	4	0	98	13.95
TRINITY GRAMMAR	92	73	98	76	22	0	98	0.00
UNIVERSITY OF NSW	117	87	120	98	19	5	122	1.67
YMCA SYDNEY	21	27	74	66	38	0	104	40.54
	3334	3064	3475				3469	-0.17

Metro South West								
AQUABLITZ TOONGABBIE	137	103	131	80	58	8	146	11.5
AQUAFORCE	0	0	0	0	0	0	0	0.0
ATLANTIS	152	147	121	55	28	0	83	-31.4
BANKSTOWN SPORTS	223	175	170	25	54	12	91	-46.5
BLACKTOWN CITY	214	204	192	93	70	12	175	-8.9
CAMDEN	68	38	29	41	9	9	59	103.4
CAMPBELLTOWN	175	145	158	113	32	14	159	0.6
DIVE IN PENRITH	0	0	0	58	41	1	100	0.0
HOLSWORTHY HAMMERHEADS	73	36	46	44	7	0	51	10.9
INSWIM	154	123	126	0	0	0	0	-100.0
LIVERPOOL	126	133	116	98	80	13	191	64.7
MACARTHUR INDOOR	22	20	20	11	3	3	17	-15.0
MACQUARIE FIELDS	151	144	128	71	13	12	96	-25.0
MCCREDIE PARK AQUATICS	80	66	51	38	8	7	53	3.9
MERRYLANDS	151	147	143	88	35	18	141	-1.4
MOUNT ANNAN	123	126	130	110	23	0	133	2.3
MOUNT PRITCHARD (MOUNTIES)	117	127	149	54	43	0	97	-34.9
MYSWIM	21	0	0	0	0	0	0	0.0
NARELLAN	64	88	113	93	14	0	107	-5.3
NEPEAN AQUATIC CENTRE	123	113	149	130	76	5	211	41.6
PENRITH	92	156	142	62	70	6	138	-2.8
PENRITH RSL YOUTH	121	97	84	23	3	0	26	-69.0
PICTON	94	73	82	89	3	1	93	13.4
PRAIRIEWOOD	65	35	67	29	10	0	39	-41.8
REVESBY WORKERS	125	104	87	70	25	6	101	16.1
RIPPLES ST MARYS	159	152	184	117	28	18	163	-11.4
SHAW SPARTANS	0	52	76	23	26	0	49	-35.5
SWIM CLUB EMERTON	68	34	38	21	16	0	37	-2.6
SWIMFIT MACARTHUR	48	45	33	27	4	0	31	-6.1
WARRAGAMBA-SILVERDALE	89	13	0	0	0	0	0	0.0
WENDEN	39	24	35	33	17	6	56	60.0
WEST DOLPHINS	96	84	12	0	0	12	12	0.0
WIZARDS	53	41	36	0	0	0	0	-100.0
	3223	2845	2848				2655	-6.8

Mountains and Plains								
BATHURST CITY	52	124	135	72	37	3	112	-17.0
BLAYNEY	32	22	17	17	4	0	21	23.5
CANOWINDRA	110	81	104	109	1	0	110	5.8
CITY OF ORANGE	116	115	144	104	1	10	115	-20.1
CONDOBOLIN	180	158	154	150	7	9	166	7.8
COWRA	199	188	167	153	18	1	172	3.0
CUDAL	56	69	34	38	0	0	38	11.8
CUMNOCK	34	27	30	26	0	0	26	-13.3
EUGOWRA	50	33	2	0	0	0	0	-100.0
FORBES	168	149	161	125	11	5	141	-12.4
GLENBROOK	188	151	144	98	21	6	125	-13.2
GRENFELL	93	125	118	117	5	7	129	9.3
JETS	0	0	66	68	21	0	89	34.8
KANDOS RYLSTONE	48	44	48	13	6	0	19	-60.4
KATOOMBA RSL	64	54	92	41	29	5	75	-18.5
KINROSS WOLAROI	47	43	37	31	2	1	34	-8.1
LAKE CARGELLIGO	61	0	0	26	4	0	30	0.0
LAWSON	102	97	80	51	9	1	61	-23.8
LITHGOW	171	173	140	81	47	2	130	-7.1
MANILDRA	51	67	44	47	4	0	51	15.9
MOLONG	79	53	53	30	5	0	35	-34.0
ORANGE EX-SERVICES JR POLAR BEARS	0	62	112	40	34	1	75	-33.0
PARKES	96	101	125	140	22	1	163	30.4
PEAK HILL	52	51	38	30	3	0	33	-13.2
SPRINGWOOD	105	118	112	71	18	2	91	-18.8
TRUNDLE	35	45	44	33	14	0	47	6.8
TULLAMORE	35	39	44	36	9	0	45	2.3
	2224	2189	2245				2133	-5.0

New England and North West								
ARMIDALE	82	56	74	58	8	1	67	-9.5
ARMIDALE ALLIGATORS	96	118	107	55	44	0	99	-7.5
ASHFORD	38	38	35	15	5	0	20	-42.9
BARRABA	46	56	74	8	41	0	49	-33.8
BINGARA	38	10	3	0	1	5	6	100.0
BOGGABRI	36	22	6	15	7	1	23	283.3
DENMAN	69	80	103	70	8	7	85	-17.5
EMMAVILLE DEEPWATER	40	57	37	20	14	0	34	-8.1
GLEN INNES	147	97	91	96	42	2	140	53.8
GUNNEDAH	465	446	433	73	371	10	454	4.8
GUYRA	43	42	39	57	4	0	61	56.4
INVERELL	93	57	75	56	23	6	85	13.3
KOOTINGAL MOONBI	118	106	107	66	34	0	100	-6.5
MANILLA	83	87	63	34	3	5	42	-33.3
MERRIWA	50	0	17	0	0	0	0	0.0
MOREE	117	104	109	19	0	0	19	-82.6
MUNGINDI	0	0	17	14	3	0	17	0.0
MUSWELLBROOK	83	79	98	69	37	10	116	18.4
NARRABRI STINGRAYS	122	120	144	95	60	0	155	7.6
NUNDLE	32	27	31	16	7	0	23	-25.8
PENGUINS	27	6	0	0	0	0	0	0.0
QUIRINDI	95	51	58	43	23	3	69	19.0
SCONE	121	97	94	99	8	2	109	16.0
SCULLY PARK TAMWORTH	192	219	152	122	15	0	137	-9.9
TAMWORTH CITY	110	158	169	117	83	2	202	19.5
TENTERFIELD	79	61	50	34	7	0	41	-18.0

URALLA	0	40	41	39	3	0	42	2.4
WALCHA	59	0	0	0	0	0	0	0.0
WARIALDA	68	81	62	36	23	0	59	-4.8
WEE WAA	68	72	67	46	19	0	65	-3.0
WERRIS CREEK	37	57	51	23	5	3	31	-39.2
	2654	2444	2407				2350	-2.4

North Coast								
ALSTONVILLE	98	103	113	56	31	0	87	-23.0
AQUA Z	19	9	9	1	2	0	3	-66.7
BALLINA INDOOR	70	62	59	34	14	0	48	-18.6
BALLINA MEMORIAL	17	11	6	5	0	0	5	-16.7
BELLINGEN	57	48	41	36	6	0	42	2.4
BULADELAH	25	25	33	17	2	0	19	-42.4
BYRON BAY RSL	46	55	53	55	5	0	60	13.2
CASINO	148	152	143	99	17	0	116	-18.9
COFFS HARBOUR	83	67	76	69	15	0	84	10.5
CRESCENT HEAD POINTERS	36	37	36	22	7	2	31	-13.9
CUNDLETOWN	60	0	0	0	0	0	0	0.0
DORRIGO	35	33	58	34	19	0	53	-8.6
FORSTER AQUATIC	101	85	73	55	16	0	71	-2.7
GLOUCESTER THUNDERBOLTS	94	97	104	74	3	0	77	-26.0
GRAFTON	74	94	72	64	9	1	74	2.8
KEMPSEY	103	112	102	44	25	18	87	-14.7
KINGSCLIFF	90	97	106	77	4	4	85	-19.8
KYOGLA	85	92	75	53	0	0	53	-29.3
LAURIETON	71	77	92	70	12	8	90	-2.2
LISMORE INDOOR	30	11	4	0	2	0	2	-50.0
LISMORE WORKERS	72	73	94	60	14	1	75	-20.2
LOWER CLARENCE	14	0	0	0	0	0	0	0.0
LOWER MACLEAY	73	42	18	31	1	0	32	77.8
MACKSVILLE MARLINS	60	86	92	52	39	9	100	8.7
MID RICHMOND	45	64	0	0	0	0	0	0.0
MULLUMBIMBY	71	48	54	48	4	4	56	3.7
MURWILLUMBAH	130	100	91	70	14	5	89	-2.2
NRG BALLINA	34	16	0	0	0	0	0	0.0
PORT MACQUARIE	193	208	238	117	29	7	153	-35.7
RICHMOND VALLEY	0	0	0	32	3	0	35	0.0
SAWTELL	123	143	125	113	9	5	127	1.6
STROUD SEALS	33	44	0	0	0	0	0	0.0
TAREE	91	106	85	34	18	0	52	-38.8
TEA GARDENS HAWKS NEST	67	82	48	35	23	0	58	20.8
TRINITY LISMORE	289	213	222	84	17	2	103	-53.6
TSA	44	36	41	16	11	0	27	-34.1
TWEED HEADS	61	14	4	2	0	0	2	-50.0
TWIN TOWNS	87	92	121	43	28	0	71	-41.3
WAUCHOPE	82	68	84	46	23	2	71	-15.5
WINGHAM	135	142	113	76	7	3	86	-23.9
WOODENBONG	85	68	75	50	0	6	56	-25.3
WOOLGOOLGA	68	49	48	45	1	0	46	-4.2
YAMBA ORCAS	105	107	90	64	5	0	69	-23.3
	3304	3068	2898				2395	-17.4

South Eastern								
ALBION PARK	60	65	65	42	5	0	47	-27.7
BATEMANS BAY	105	91	76	61	9	6	76	0.0
BAY & BASIN	45	42	96	62	8	0	70	-27.1
BEGA	135	123	96	34	32	0	66	-31.3
BERKELEY	86	101	79	40	42	2	84	6.3
BOMADERRY	130	118	101	78	13	0	91	-9.9
BOMBALA	14	14	39	0	26	0	26	-33.3
BOWRAL	69	52	65	0	0	0	0	-100.0
BUNDANOON	44	0	55	0	0	0	0	-100.0
CANDELO KAMERUKA	51	0	0	0	0	0	0	0.0
COBARGO	59	42	61	46	30	1	77	26.2
COOMA	59	98	64	63	32	3	98	53.1
CORRIMAL	248	240	245	118	69	8	195	-20.4
DAPTO	155	163	140	90	22	3	115	-17.9
EDEN	106	98	82	43	23	4	70	-14.6
HELENSBURGH HAWKS	118	76	69	60	4	4	68	-1.4
JINDABYNE	163	146	106	58	35	1	94	-11.3
KIAMA	70	13	62	68	8	0	76	22.6
MOLLYMOOK MAKOS	30	32	10	0	0	0	0	-100.0
MORUYA	179	184	171	62	12	6	80	-53.2
MOSS VALE	81	0	0	0	0	0	0	0.0
NAROOMA	83	55	79	44	24	6	74	-6.3
NOWRA	138	155	170	131	35	5	171	0.6
OAK FLATS	163	100	168	93	5	3	101	-39.9
PAMBULA COMMUNITY	107	129	126	52	35	3	90	-28.6
PORT KEMBLA	39	50	39	41	2	0	43	10.3
SHELLHARBOUR WARRIGAL	84	34	37	8	1	9	18	-51.4
THIRROUL	77	44	31	25	0	0	25	-19.4
ULLADULLA	78	71	81	44	13	7	64	-21.0
UNIVERSITY OF WOLLONGONG	53	49	33	14	8	0	22	-33.3
WESTS ILLAWARRA AQUATIC	217	166	211	153	96	2	251	19.0
WOLLONGONG	99	145	158	94	51	2	147	-7.0
	3145	2696	2815				2339	-16.9

Southern Inland								
ADELONG	41	64	40	0	0	0	0	-100.0
ALBURY	233	282	234	244	38	3	285	21.8
ALBURY NORTH LAVINGTON	123	103	141	84	65	9	158	12.1
ARDLETHAN	33	24	38	29	4	0	33	-13.2
ARIAH PARK	73	53	64	46	27	0	73	14.1
BARELLAN	15	6	12	3	1	5	9	-25.0
BATLOW	51	52	71	37	64	0	101	42.3
BOOROWA	99	107	100	97	8	0	105	5.0
BORAMBOLA	113	68	108	23	34	0	57	-47.2
CARMYLE	36	0	0	0	0	0	0	0.0
COLEAMBALLY	71	90	71	49	10	0	59	-16.9
COOLAMON	77	51	62	79	3	1	83	33.9
COOTAMUNDRA	70	44	102	47	25	5	77	-24.5
COROWA	88	95	103	66	36	0	102	-1.0
CULCAIRN	50	38	32	40	0	0	40	25.0
DENILIKUIN	124	117	99	91	15	5	111	12.1
FINLEY	193	247	216	192	80	6	278	28.7
GANMAIN	48	37	30	29	10	0	39	30.0
GOOLGOWI	69	56	0	0	0	0	0	0.0
GRIFFITH	114	92	68	44	19	6	69	1.5
GT AQUATICS	61	86	88	87	2	0	89	1.1
GUNDAGAI	88	69	58	60	4	0	64	10.3

HARDEN MURRUMBURRAH	71	61	18	43	3	0	46	155.6
HAY	46	43	52	46	12	2	60	15.4
HENTY	98	81	0	0	0	0	0	0.0
HILLSTON	47	58	38	40	3	0	43	13.2
HOLBROOK	98	87	72	50	5	2	57	-20.8
JERILDERIE	51	46	45	27	4	0	31	-31.1
JUGIONG	38	38	37	50	0	0	50	35.1
JUNEE	136	136	111	43	30	7	80	-27.9
LEETON	170	121	124	102	22	0	124	0.0
LOCKHART	1	29	24	0	0	0	0	-100.0
NARRANDERA	124	137	118	30	99	5	134	13.6
QUANDIALLA	86	103	59	52	21	0	73	23.7
TEMORA	197	233	240	130	130	5	265	10.4
TUMBARUMBA	57	49	49	28	4	0	32	-34.7
TUMUT	110	105	89	90	0	3	93	4.5
UNGARIE	0	0	24	36	0	0	36	50.0
WAGGA ASTHMA	116	65	52	37	23	0	60	15.4
WAGGA WAGGA	316	262	282	215	124	6	345	22.3
WEST WYALONG	133	113	82	74	2	7	83	1.2
YANCO	34	52	62	56	35	0	91	46.8
YASS	85	99	133	94	44	4	142	6.8
YASS MAGPIES	33	29	13	0	0	0	0	-100.0
YOUNG	205	235	232	158	35	5	198	-14.7
	4122	3963	3693				3875	4.9

Western								
BARADINE	22	40	30	21	2	1	24	-20.0
BOURKE	231	178	160	25	6	0	31	-80.6
COBAR	30	104	38	82	6	0	88	131.6
COOLAH	151	147	114	53	46	0	99	-13.2
COONABARABRAN	111	56	92	53	14	0	67	-27.2
COONAMBLE	63	75	74	70	26	2	98	32.4
DUBBO CITY SWIMTECH	94	152	136	106	44	1	151	11.0
DUBBO RSL	51	61	66	54	8	6	68	3.0
DUNEDOO	60	87	67	48	6	0	54	-19.4
GILGANDRA	84	39	52	53	34	0	87	67.3
GULARGAMBONE	35	38	35	38	3	0	41	17.1
GULGONG	63	33	3	27	19	0	46	1433.3
LIGHTNING RIDGE	69	63	67	32	5	0	37	-44.8
MENDOORAN MERRYGOEN	57	54	38	36	4	0	40	5.3
MUDGEES	110	124	204	60	8	8	76	-62.3
MUDGEES INDOOR	48	56	50	42	12	0	54	8.0
NARROMINE	48	63	16	24	2	0	26	62.5
NYNGAN	149	120	131	122	10	0	132	0.8
ORANA AQUATIC	91	69	61	44	25	0	69	13.1
TOTTENHAM	65	60	74	55	27	1	83	12.2
TRANGIE	55	90	76	62	32	0	94	23.7
WALGETT	55	72	42	57	9	0	66	57.1
WARREN	78	73	59	70	5	1	76	28.8
WELLINGTON	176	234	193	156	32	16	204	5.7
YEOVAL	28	52	41	37	5	0	42	2.4
	2024	2140	1919				1853	-3.4

SPONSORSHIP ACKNOWLEDGEMENT

OFFICE OF COMMUNITIES NSW - SPORT & RECREATION

Office of Communities NSW - Sport and Recreation is a major supporter of Swimming New South Wales, providing Sport Development Grants and advice and assistance in many varied areas. The Department's Industry and Partnerships section in particular, provide a valuable service to our sport.



SPEEDO

Speedo is the official supplier of swimwear and equipment to our representative teams and squads. Speedo is also the naming rights sponsor of the NSW State Age Championships, both Summer and Winter. Speedo is a strong supporter of our goal of developing and maintaining the high calibre of swimmers in NSW and exceeding the fine performances our squads and teams have achieved in the past. Speedo also supports our grassroots meet, the Speedo Sprint Series, providing a valuable introduction into the competitive area of Swimming.



SCU

SCU is the naming rights sponsor of the NSW Summer and Winter Metropolitan Championships. The Metropolitan Championships are a key event for metropolitan swimmers in their preparation for State and National Championships.



COURTYARD BY MARRIOTT NORTH RYDE

The Courtyard by Marriott North Ryde is the naming rights sponsor of the NSW Summer and Winter Country Championships. The Country Championships are a key event for country swimmers in their preparation for State and National Championships. The sponsorship by the Courtyard by Marriott North Ryde will ensure the continued success of these Championships.



SYDNEY-NORTH RYDE

UNION OF OLD SWIMMERS

The Union of Old Swimmers has been a very significant supporter of Swimming New South Wales for many years, particularly through their provision of funds to assist in the development of talented young swimmers.

