



swimming
new south wales



**ANNUAL
REPORT
2022/23**

SWIMMING NSW ACKNOWLEDGES THE TRADITIONAL OWNERS OF THE LAND ON WHICH WE, OUR SWIMMERS, COACHES, VOLUNTEERS, AND ADMINISTRATORS TRAIN, COMPETE AND OPERATE EVENTS.

WE HONOUR THE ONGOING SPIRITUAL RELATIONSHIP BETWEEN PEOPLE AND THEIR CONTINUING CONNECTION TO CULTURE, COMMUNITY, LAND, SKY AND PARTICULARLY THE WATERWAYS AND SEAS.

WE ALSO PAY OUR RESPECTS TO ELDERS PAST, PRESENT AND EMERGING AS WELL AS TO ALL OUR ABORIGINAL AND TORRES STRAIT ISLANDER MEMBERS.

Overview	4
Officers And Advisors	6
Life Members	7
Service Excellence Award	8
President's Report	10
CEO's Report	12
Performance & Pathways	14
Australian Representation & Squads	18
Swimming NSW Representation & Squads	22
Regional Coaching	32
Sport Development & Participation	34
Audit & Risk Committee	38
Technical Committee	40
Competitions Committee	42
Financial Report	44
Championship Summary	70
Club Membership Summary	72
Partners & Providers	92

ARTIST: Rex Winston

This artwork belongs to the water dreaming series and reflects the patterns of raindrops on water.

The rain is part of the life-giving cycles of water, essential to all life.

OVERVIEW

Established within the 2022-2032 Swimming NSW Strategic Plan, our work will align with the below focus areas.

VALUES



LEAD

We create new possibilities through creativity and inclusion.



BELIEVE

We are committed to success and fulfilling dreams.



INTEGRITY

We are honest, transparent, and accountable.



COLLABORATE

We work and learn together.



ENCOURAGE

We are inclusive, respectful, and affirming.

VISION *Speedo*

To be the #1 swimming state in performance and participation.

MISSION

To provide opportunities and pathways to enable everyone to enjoy swimming and develop the potential of all participants.



OFFICERS AND ADVISORS

BOARD OF DIRECTORS



CHRIS FYDLER OAM
PRESIDENT



JANELLE BARNETT



GRAHAM TOWLE OAM*



IAN THORPE AM



LYNN LONNGREN*



MARK PAYNE*



SARAH PLATTS



KERRY N DIVALL



BENJAMIN TUXFORD



ALEXIS DODWELL**



GRAEME FIELD**

* Directorships either ceased or director resigned during reporting period.

** Directors appointed during the reporting period.

PATRON

Her Excellency The Honourable
MARGARET BEAZLEY AO QC
GOVERNOR OF NEW SOUTH WALES

REPRESENTATIVES

Delegate to Swimming Australia Ltd
CHRIS FYDLER OAM

Delegates to NSW Olympic Council
GRAHAM TOWLE OAM AND CHRIS FYDLER OAM

Delegate to Aust Commonwealth Games
GRAHAM TOWLE OAM

Auditors
ERNST & YOUNG

LIFE MEMBERS

SWIMMING NSW ACKNOWLEDGES THE SIGNIFICANT AND ENDURING CONTRIBUTION OF OUR LIFE MEMBERS.

10.09.42	J Taylor C.B.E*	18.06.83	R.D Faraday*
10.09.42	E.S Marks C.B.E*	15.06.85	H.J Lang*
18.09.44	B.R Galland*	14.06.86	E Stewart*
12.09.46	C.D Bell*	14.06.86	J Valler*
08.09.49	J Dexter M.C*	13.06.87	S.W Aldritt*
04.09.52	D Hellmrich*	13.06.87	I Wye M.B.E*
09.09.54	S.B Grange*	18.06.88	I King O.A.M*
06.09.56	W.J Williams*	17.06.89	J Harrison*
06.09.56	J.H Morison*	17.06.89	H.J Schofield*
04.09.58	R.F Pegram*	13.06.98	R Jordan*
06.09.62	J Brophy I.S.O, K.O.S.G*	13.06.98	T Samuel
02.09.65	Hon. L.J Herron C.M.G*	19.06.99	C.B Rickards*
10.06.67	R.G Askew*	17.06.00	H Wood
14.06.69	P Flynn*	16.06.07	C Harris
14.06.69	J.C Chapman Jnr*	14.06.08	P Troy*
14.06.69	W Berge-Phillips*	23.07.16	N Rogers
13.06.70	J.P Henri*	23.07.16	G Pye
27.06.74	L Phillips*	28.07.18	S Bergersen
18.06.77	K.F Knight*		
21.06.80	N.B Dixon*		

*Denotes Deceased

SERVICE EXCELLENCE AWARD

The Swimming NSW Service Excellence Award recognise outstanding service to the sport of swimming by an individual member through their involvement with initiatives that forward the sport from the grassroots to state level.

2022

Graeme Field
Allan Gregson
Margaret Gregson
Bob McEvoy
Gloria Wiegmann

2021

Bill Ford
Faye Lewis
Graham Taylor

2020

Barry Lovegrove
Peter Lozan OAM
Cherry Smith
Tony Shaw

2017

Val Fenbow
Gordon Fenbow
Deborah Parmenter
John Bladon
Ken McLennan

2016

Ken Howard
Keith Midgley

2015

Jennifer Riley
Alan Forsyth

2013

Norman Roberts
Stephen Hardy
Ann Pilkie

2012

Michael Donnelly
Leonardo Repeti
Lesley Pike
Joanna Wazny
Patricia Roberts

2011

Helen Ashpole
Pauline Corthorn
Joan Kellet OAM
John Skene OAM
John McIntosh

2010

Neil Rogers
Janelle Barnett
Sunny Bidner
Amanda Charnock
Robert Guyer

2009

Dennis Browning
Lynette Crossley
Peter Hall
Margaret Kniha
Janice Tredinnick

2008

Faye Rowles
Margaret Spurway
Ian Lamb

2007

Albert Williams
Jo Currell
David Billinghamurst
Gladys Pye
Jim Pye



PRESIDENT'S REPORT

On behalf the Swimming NSW (SNSW) Board and staff, I am pleased to present the 126th Annual Report of Swimming NSW. The 2022/23 year has been a season of restarting our sport and moving back toward business as usual after the disruptions of COVID and natural disasters. I wanted to thank the coaches, pool managers, clubs, athletes, parents, and technical officials who have been unfaltering in their persistence in returning our sport to something close to normal over the last 12 months.

We are very lucky to have a passionate, resilient, and capable team at SNSW that has been able to get the sport back to operating successfully again within a short time frame. I wanted to take this opportunity to make a special mention of the incredible efforts of Mark Heathcote who has led the SNSW team for nearly 16 years and resigned in December 2022. Mark has been an incredible leader through one of the most difficult times in the history of our sport in NSW and has left us in an excellent position continue to grow and improve our sport into the future.

In March 2023, SNSW welcomed Kirsten Thomson to the role of CEO. An Olympic medallist and former Australian Swimming Team member, Kirsten brings with her a fantastic balance of high performance, participation and leadership and we look forward to working closely with her over the coming years.

In March 2023, we completed our first year under our updated Strategic Plan which sets out our pathway for success over the next 10 years to 2032. The plan clearly sets our objective to be the number one swimming state in Australia in both performance and participation and focuses on our mission to provide opportunities and pathways to enable everyone to enjoy swimming and develop the potential of all participants.

PARTICIPATION

Recovering from the effects of the COVID-19 pandemic, we are pleased to report that our membership has remained relatively stable at 28,006 (as of May 2023), this represents a 2% increase on 2021/22 memberships. As a key pillar in our Strategic Plan, we will continue to innovate in this area to grow the memberships of our clubs across the state.

PATHWAYS

With the help of our corporate partners and the NSW Institute of Sport, we are continuing to invest in improving pathways programs across NSW giving our athletes more

options to remain in NSW and continue to be coached by some of the best coaches in the country. We were particularly excited to launch the Newcastle Performance Centre with our partner NUSport, and our Blacktown program with our partners ACU and Blacktown City Council. The focus for the 2023/24 season will be to continue to add more Performance Centres across NSW whilst developing our existing programs.

PERFORMANCE

NSW athletes performed brilliantly across the two weeks of competition at the 2023 Australian Age and Open Championships. Our state has some very talented age group swimmers and coaches and this talent needs to be nurtured as we head towards the Paris 2024 and LA 2028 Olympic and Paralympic Games.

Congratulations to Jesse Aungles, Ricky Betar, Jasmine Greenwood, Tim Hodge and Ella Jones for being named on the Australian Para Swim Team. I would also like to congratulate NSW coaches Marty Roberts and Misha Payne on their selection as team coaches.

I would also like to congratulate Marcus Da Silva, Bella Grant, Alexander Foreman, Joshua Kerr, Olivia Wunsch, Tane Bidois, Jaimie De Luttis, Jessica Cole and Isabella Johnson on their selection to the Australian team to compete at the Junior World Championships in September 2023.

The team of 30 athletes and six coaches will be led by Simon Cusack as Head Coach. Team coaches from NSW include Michaela Pattinson (Carlisle) and Ben Tuxford (Trinity Grammar).

I look forward to further team announcements following trials in June 2023.

PARTNERSHIPS

Delivery of our sport is not possible without the continued support of our partners and this year was no exception. In particular, I wanted to recognise the continued support from our key strategic partners: the NSW Government (through its entities NSWIS, SOPA, Destination NSW and the Office of Sport), ACTAS, SCTA (NSW), and Swimming Australia (SA). I would also like to thank our commercial partners for their ongoing support: Speedo, Courtyard by Marriott North Ryde, the NSW Olympic Council, and the NSW Commonwealth Games Association.

NATIONAL UPDATE

At a national level, the last 12 months has seen the appointment of a new President, Michelle Gallen. Unfortunately, as a result of its own financial pressures, Swimming Australia continue to reduce financial support for all stakeholders including SNSW. This means that

the foreseeable future, SNSW can expect further funding reductions from Swimming Australia and we must focus on achieving our own financial sustainability and independence.

At the time of writing this, Swimming Australia are searching for a new CEO.

CONCLUSION

I would like to thank my fellow directors for their continuing contribution and strategic advice in helping our organisation achieve its strategic goals. Importantly, I wanted to acknowledge the contributions of Graham Towle OAM and Lynn Lonngren who retired from the Board this year after serving their maximum terms on the Board under our new constitution.

For more than 20 years, both Graham as a technical official and administrator (including being a former President of SNSW), and Lynn as a coach and administrator have been, and continue to be, incredible contributors to the sport of swimming in NSW and we thank them for their passion, commitment and dedication to our sport.

And finally, a massive thank you to our volunteers, members and their families who have continued to provide the amazing support, flexibility and understanding for our organisation as we relaunched the sport following the natural disasters and COVID.

We look forward to serving our members again this season as we continue to grow and improve our organisation.



CEO'S REPORT

Following several years impacted by the COVID-19 pandemic, 2022/23 was an opportunity to return to normal operations whilst maintaining some of the improvements that we have been able to implement because of the challenges of the pandemic.

Swimming NSW (SNSW) would like to thank all the Area committees, officers, coaches, support staff, parents, volunteers, and clubs who contributed to the delivery of our services and initiatives throughout the year. The team are immensely appreciative of the continued support and recognise that these contributions are vital to the ongoing development of our athletes and coaches.

I would particularly like to thank the swimming community at a state and national level for the warm welcome that I have received since commencing in March 2023. It is a great privilege to be appointed to the role of Chief Executive Officer and I look forward to working with you over the years ahead to deliver our Strategic Plan. Swimming has brought so much joy to my life, and I will relish the opportunity to lead the sport that has given me so much.

I would like to thank former CEO Mark Heathcote for his support during the transition process and it is my pleasure to present the achievements within this report that were achieved largely under his leadership at SNSW.

SNSW and the Board continue to focus on the delivery of the 2032 Strategic Plan (launched in July 2022). Our vision is to be the number one state in performance and participation and while we have some work to do to achieve this, we have made some great gains in recent years.

The 2022-23 season saw the resurgence of the Performance Pathways Program after two years that were heavily disrupted by the pandemic. The team were able to deliver a full program of activities with great success. Overall, participation in the Performance Pathways Program across both Olympic and Paralympic streams encompassed seven squads and teams that included 207 swimmers and 72 coaches, from 60 different NSW/ACT programs.

In addition to our SNSW Performance Pathway Program, a total of 48 swimmers from across regional and metro NSW were selected to participate in the Regional Development and Junior Development Programs, which are a part of the Pathway Recognition Programs.

In June 2022, SNSW was awarded \$107,000 in grant funding from the NSW Government's Mental Health Sports Fund. This money was utilised in partnership with the Body Confident Collective on our new initiative called 'Swim Confident'. The goal was to improve the body image of swimmers through education of swimmers, coaches, parents and club committee members. Feedback from participants has been positive and we look forward to ongoing initiatives to promote a better understanding of body image.

Our Club Support Officers (CSOs) have continued to provide immense support to our clubs across NSW, meeting with approximately 115 swimming clubs throughout the year. An additional 95 have been contacted directly by phone or zoom for assistance with various club related issues. Each of CSOs has attended at least 10 local and Sydney based meets, always with plenty of opportunities to meet with club committee members, parents, and swimmers. The CSOs are a vital link between SNSW and regional clubs.

The highlight of the Area Development Program in 2022 was the SAARS and JAARS (Senior and Junior Age Area Representative Squads) Swim League Meet at SOPAC. The event had approximately 350 swimmers, using three pools consecutively for six hours! It was fast, fun, and focused on the future of our sport. We look forward to building upon this event in 2023 as we continue to innovate our products and offerings.

From a para development perspective, SNSW continues to lead the rest of the country in terms of the numbers of swimmers we classify each year. Since December 2022, SNSW has held classification panels for approximately 80 swimmers.

Our partnership with SCTA NSW continues to strengthen with SNSW successfully securing Her Sport Her Way grant funding to partner with SCTA NSW to develop the Fast Lane to Coaching Her Way initiative. Designed to increase the number of female teachers and coaches in leadership roles, this is an exciting initiative, and we look forward to continuing to work closely with SCTA NSW President Ben Tuxford and the Board to grow and evolve our sport.

I would also like to extend special acknowledgement to our sponsors and partners, Speedo, Courtyard by Marriott North Ryde, NSWIS, ACTAS, the NSW Office of Sport, and Wylas Timing. As well as our SNSW Performance Centre Partners NUSport, SOPAC, and ACU Blacktown as we continue to build these world class daily training environments.

Finally, I would like to thank my team of staff and coaches at SNSW for your unwavering commitment to our organisation and to the many volunteers that form part of SNSW Management Committees that support our decision making on critical matters and generously give your time to evolve and grow our sport. To the SNSW Board, thank you for your support as I transition into the role of CEO, I am grateful for your ongoing guidance and encouragement.

It is an exciting time to be part of swimming in NSW, I look forward to working with you all as we embark on the final year of this Olympic and Paralympic cycle. Go the Mighty Blues!

**KIRSTEN THOMSON, OLY
CHIEF EXECUTIVE OFFICER**



PERFORMANCE & PATHWAYS

The 2022-23 season saw the resurgence of the Performance Pathways Program after two years that were heavily disrupted by COVID-19. The team were able to deliver a full program of activities to the swimmers and coaches with great success.

Overall, participation in the Performance Pathways Program across both Olympic and Paralympic streams encompassed seven squads and teams that included 207 swimmers and 72 coaches, from 60 different NSW/ACT programs. Supplementing these were the addition of the Junior Development and Regional Development Programs, providing a fantastic talent identification opportunity. Altogether, Swimming NSW (SNSW) delivered 15 activities across the year that ranged from training days to an overseas tour.

The largest cohort of performance pathway athletes and coaches to date kicked off their activities with an inaugural Program Induction prior to the NSW Short Course Country Championships. Hosted by program alumnus, Lachlan Vane-Tempest, swimmers and coaches had the pleasure of hearing from Olympians James Magnussen and David McKeon about their pathway journey. With family members and supporters in the stands, swimmers were presented with a certificate of recognition and SNSW squad cap, while coaches received a certificate and coaching workbook. It was a wonderful opportunity for the athletes to meet their fellow swimming mates, as well as share what it means to be a member of the 'Mighty Blues' team.

SHARKS SQUAD

Thirty-three age group swimmers between 13 – 17 years old were selected for the Sharks Squad following their performances at the Australian Age Swimming Championships. The activities of the squad were aimed at developing technical skills and bringing the talented swimmers together to provide holistic personal development and boost motivation to continue participating in the sport with their peers.

The squad activities included a camp at the Australian Institute of Sport (AIS) in Canberra and a training day at Knox Grammar School. In addition to the training and testing that were completed at the camp and training day, the squad also participated in team activities, Swimnastics sessions and biomechanics, Headspace and nutrition presentations.

TARGET TRANSITION SQUAD

It was very exciting to have 86 swimmers qualify for the 2022 Target Transition Squad - the biggest squad to date!

The squad's objective was to capture talented swimmers who were transitioning from age group to open level and keep them involved in the Performance Pathway Program. The squad was divided into two groups based on age so that development activities could be made specific to the cohort.

During the 2022-23 season, the swimmers and home coaches were invited to two training days hosted at Cranbrook and a training camp at the AIS. The squad was presented with educational and practical sessions on several topics, including technical skills, race pacing, best recovery practices, strength and conditioning, nutrition and body image, Swimnastics, and an inspirational talk from Olympic and World Championship rower, Caleb Antill.

TARGET SQUAD

The objective of the Target Squad was to identify the top nationally ranked NSW swimmers. We were proud to have 27 swimmers selected for this squad, coming from 11 metro based clubs and six regionally based clubs. With all these swimmers being national finalists, it was important to provide specific technical and performance information back to the athletes and their home coaches to continue to improve their swimming as they strive to reach the next level. As a result, the Target Squad joined their NSW Flippers peers to complete the Swimming Australia Talent Identification testing across two weekends. This testing provided performance benchmarking and a snapshot of an individual's racing and physiological profile.

The squad also took part in a camp in Canberra, training at the AIS and Stromlo Leisure Centre, and tested out the accommodation facilities at the recently opened Canberra Park. The camp focused on skill development, stroke efficiency and technique in the pool. The group also had the chance to participate in team bonding sessions, technical stroke presentations, gym sessions and a performance psychology session.

OPEN WATER TARGET SQUAD

The Open Water Target Squad travelled to the Sunshine Coast in Queensland for a training camp and to compete at the 2022 Brisbane Open Water Championships, providing swimmers the opportunity to practice their open water skills and compete in a highly competitive setting. The group experienced a mix of pool training and open water sessions and were taken through stretching and activation routines with Kirsten Norden from Swimnastics. The squad also competed at the Brisbane Open Water Championships. There were some great results in the Men's Open 5km event amongst a field of tough competition, including:

- Euan Liney - 3rd
- Charlie Gray - 8th
- Mitchell Hickey - 9th

Special thanks to squad leader, Chris Myers who was assisted by ACU Blacktown coach Sarah-Jane Weir.

NSW FLIPPERS SQUAD

This year we had 28 athletes qualify for the NSW Flippers Squad. As a squad member, athletes received NSW Institute of Sport (NSWIS) training support which allowed them and their home coaches to access NSWIS servicing that included strength and conditioning, biomechanical analysis and physiology support. In addition, the squad participated in testing days, where athletes followed Swimming Australia Talent ID benchmarking and testing protocols, dry land screenings and coaches received mentoring from NSW Technical Lead, Leigh Nugent.

Our NSW Flippers Squad also combined with the top Queensland Flippers athletes for a camp on the Sunshine

Coast. The theme for the camp was 'LA Dreaming', recognising the aspirations of this group to be a part of the 2028 Olympic Games in LA. While on camp, athletes took part in 'The Pressure Project' workshop, run by free diver and mindset coach Adam Sellars. This was targeted at enhancing performance through proven mindset techniques. The athletes were also taken through strength and conditioning workshops, recovery and physiology sessions and individual biomechanics sessions. We would like to acknowledge and thank the performance support team from NSWIS and the Queensland Academy of Sport (QAS) for their support. Also, thanks to Swimming QLD and all coaches and support staff involved in this camp. It was a great opportunity to bring the country's two largest swimming States together.

NATIONAL FLIPPERS SQUAD

Another component of the Flippers Program is the prospect of NSW athletes being nominated for the National Flippers program. Swimming NSW was very proud to have 11 athletes and five coaches selected for the 2022-23 National Squad who attended a camp on the Gold Coast.





NSW TOURING TEAM

The 2022 Swimming NSW Touring Team travelled to Greensboro in North Carolina, USA to compete at the Toyota US Open Swimming Championships. Swimming NSW staff had identified a gap in elite competition experience for talented athletes, so the opportunity was provided for these athletes and coaches to gain international racing experience as they vie for Australian team selection for Paris 2024 and LA 2028.

The NSW Mighty Blues was represented by a 12 strong team, headed by Sydney University Coach Paul Bruce, with the support of Sam Frame (Valley Aquatic), Nick Dobson (Knox Pymble) and Cecilia Brophy-Williams (Team Manager). The team produced some outstanding results amongst a tough field of competition including:

- GOLD Men's 4x200m Freestyle relay 7:22.51 (New Championship Record)
 - » Relay Team: James Koch, Gabriel Gorgas, Thomas Hay, Ryan Wilkes
- GOLD Men's 4x100m Freestyle relay
 - » Relay Team: Jack Wilson, James Koch, Joseph Hamson, Thomas Hay
- BRONZE Men's 4x100m Medley relay

- » Relay Team: Jack Wilson, Angus Menzies, Joseph Hamson, James Koch
- BRONZE Women's 200m Breaststroke
 - » Ashleigh Oberekar
- 2nd overall for Team NSW in the Men's Point Score

This was a fantastic opportunity for the athletes and coaches who experienced the pressures and excitement of travelling to a prominent international competition.

PARA DEVELOPMENT SQUAD

The Para Development Squad comprised of 27 highly motivated swimmers from 22 different programs. Squad members and their home coaches were invited to take part in two training days at Cranbrook School.

They participated in various testing protocols and the squad also had the opportunity to hear from Paralympic bronze medallist Alex Tuckfield and Bathurst City head coach Emilie Miller, who was also a member of the 2022 World Champion Australian Wheelchair Rugby team. In addition, there were presentations from Swimming Australia's Paralympic Pathway Manager, Melissa Wilson, Paralympic Pathway Technical Coordinator, Raelene Ryan and dietitian Sally Walker.

These training days were extremely successful and valuable to our squad members. Thank you to all swimmers, coaches and parents who attended the squad activities.

PATHWAY RECOGNITION PROGRAMS

In addition to our SNSW Performance Pathway Program, a total of 48 swimmers from across regional and metro NSW were selected to participate in the Regional Development and Junior Development Programs, which are a part of the Pathway Recognition Programs.

Regional Development Program

Overseen by Regional Coaching Director Chris Myers, 24 talented swimmers hailing from regional NSW were invited to the AIS in September to participate in a training camp. Swimmers heard from ACT Performance Centre athletes, Thomas Robinson and Emily Nobbs about their experience of coming from regional programs, and how they currently manage their training loads with work and university.

Thank you to the coaching group, led by Chris Myers, Team Mangers Alannah Robinson and Neil Rogers, the AIS, and the ACT Performance Centre for their support in making the camp a success.

Junior Development Program

As part of the Junior Development Program, 12 metro-based and 12 regionally based swimmers were invited to take part in a clinic, held at SOPAC during the NSW State Open Championships. Swimmers were invited to the clinic after achieving a top three placing in the 11/12 year girls and 12/13 year boys age groups at either Junior Metro or Country Championships. Under the guidance of Coaching Director Jon Shaw and Regional Coaching Director Chris Myers, six coaches from around NSW led the swimmers through a skills-focused clinic.

Swimmers also had the opportunity to rub shoulders with the Australian Dolphins on pool deck as basket handlers for the NSW State Open Finals session. Thank you to all coaches, parents and swimmers who travelled from various corners of NSW to attend the clinic. We look forward to the swimmers translating their experience into their performances at future events.

ACKNOWLEDGEMENTS

SNSW would like to thank all coaches, support staff, parents, stakeholders, special guests and contributors who provided services to our activities in 2022/23. The team are immensely appreciative of the continued support and recognise that these contributions are vital to the ongoing development of our swimmers and coaches.



AUSTRALIAN REPRESENTATION & SQUADS



2022 WORLD PARA CHAMPIONSHIPS - MADEIRA, PORTUGAL

Athlete	Club	Coach
Jasmin Greenwood	Bay & Basin	Steve Alderman
Timothy Hodge	ACU Blacktown	Misha Payne
Matthew Levy OAM	North Sydney	Martin Roberts

2022 WORLD CHAMPIONSHIPS - BUDAPEST, HUNGARY

Athlete	Club	Coach
Abbey Connor	Revesby Workers	Alex Clarke
Se-Bom Lee	Carlile	Chris Nesbit
Matthew Wilson	SOPAC	Adam Kable
William Yang	SOPAC	Adam Kable

Team Coach	Club
Adam Kable	SOPAC Performance Centre
Se-Bom Lee	Carlile
Matthew Wilson	SOPAC
William Yang	SOPAC

2022 COMMONWEALTH GAMES - BIRMINGHAM, UK

Athlete	Club	Coach
Abbey Connor	Revesby Workers	Alex Clarke
Se-Bom Lee	Carlile	Chris Nesbit
Matthew Wilson	SOPAC	Adam Kable
William Yang	Loreto Normanhurst	Adam Kable
Bradley Woodward	Mingara	Adam Kable
Ellie Cole OAM	Knox Pymble	Nick Dobson
Jade Lucy	SLC Aquadot	Gavin Stewart
Timothy Hodge	ACU Blacktown	Misha Payne
Ella Jones	Trinity Lismore	Simon Watkins
Matthew Levy OAM	North Sydney	Martin Roberts
Oscar Stubbs	SOPAC	Matthew Brown

Team Coach	Club
Chris Nesbit	Carlile

2022 WORLD SHORT COURSE CHAMPIONSHIPS - MELBOURNE, AUSTRALIA

Athlete	Club	Coach
Shaun Champion	Abbotsleigh	Amanda Isaac
Kayla Hardy	Cruiz	Shannon Rollason
Se-Bom Lee	Carlile	Adam Kable
Stuart Swinburn	City of Sydney	Adam Kable
Bradley Woodward	Mingara	Adam Kable
Team Coach	Club	
Amanda Isaac	Abbotsleigh	
Adam Kable	SOPAC Performance Centre	

2022 USA NATIONAL CHAMPIONSHIPS - IRVINE, CALIFORNIA, USA

(AUSTRALIA 'A' TEAM)

Athlete	Club	Coach
Shaun Champion	Abbotsleigh	Amanda Isaac
Matthew Galea	SOPAC	Adam Kable
Kayla Hardy	Cruiz	Shannon Rollason
Charlie Hawke	Hunter	Kerry Saunders
Abbey Webb	Ginninderra	Shannon Rollason
Team Coach	Club	
Amanda Isaac	Abbotsleigh	

2022 JUNIOR PAN PACIFIC CHAMPIONSHIPS - HONOLULU, HAWAII, USA

(AUSTRALIAN JUNIOR TEAM)

Athlete	Club	Coach
Bella Grant	Trinity Grammar	Benjamin Tuxford
Marcus Da Silva	City of Sydney	Bec Wheatley
Alistair Gorgijovski	West's Illawarra	James Greathead
Isabella Johnson	SOPAC	Matthew Brown
Haig Buckingham	SOPAC	Matthew Brown
Daniel McLoughlin	Kincumber Pacific Dolphins	Debby Tattoli
Jamie Mooney	Wagga Wagga	Gennadiy Labara
Olivia Wunsch	Carlile	Michaela Pattinson
Team Coach	Club	
Michaela Pattinson	Carlile	
Benjamin Tuxford	Trinity Grammar	
Rebecca Wheatley	City of Sydney	

2022 JUNIOR OPEN WATER WORLD CHAMPIONSHIPS - BEAU VALLON, SEYCHELLES

(AUSTRALIAN JUNIOR OPEN WATER TEAM)

Athlete	Club	Coach
Caleb Dryer	Trinity Grammar	Benjamin Tuxford
Kai Robertson	Revesby Workers	Alex Clarke
Team Coach	Club	
Alex Clarke	Revesby Workers	

NATIONAL FLIPPERS SQUAD

Athlete	Club	Coach
Haig Buckingham	SOPAC	Matthew Brown
Jessica Cole	West's Illawarra	Pat Stellino
Marcus Da Silva	Cranbrook	Rebecca Wheatley
Jaimie DeLutiis	West's Illawarra	Pat Stellino
Alexander Foreman	Kincumber Pacific Dolphins	Debby Tattoli
Isabella Johnson	SOPAC	Matthew Brown
Tameeka Johnson	Sans Souci Sea Devils	Craig Stevens
Kai Lilienthal	Knox Pymble	Nick Dobson
Daniel McLoughlin	Kincumber Pacific Dolphins	Debby Tattoli
Angus Menzies	Knox Pymble	Nick Dobson
Olivia Wunsch	Carlile	Michaela Pattinson

Squad Coach	Club
Nick Dobson	Knox Pymble
Debby Tattoli	Kincumber Pacific Dolphins
Michaela Pattinson	Carlile
Benjamin Tuxford	Trinity Grammar
Rebecca Wheatley	City of Sydney

2022 SWIMMING AUSTRALIA PARA DEVELOPMENT SQUAD

Athlete	Club	Coach
McKinley Arnison	Alstonville	Graham Walker
Riley Moore	Woy Woy	Graeme Carroll
Chloe Osborn	Aquablitz Toongabbie	Alyce Bradac
Hannah Price	Campbelltown	Justin McEvoy
Yasmine-Bella Younes	Bankstown Sports	Tony Sobkowski

SWIMMING NSW REPRESENTATION & SQUADS

TOYOTA US OPEN SWIMMING CHAMPIONSHIPS – GREENSBORO, NORTH CAROLINA

Athlete	Club	Coach
Joseph Hamson	Knox Pymble	Nick Dobson
Angus Menzies	Knox Pymble	Nick Dobson
Gabriel Gorgas	Knox Pymble	Leanne Speechley
Ashleigh Oberekar	Valley Aquatic	Sam Frame
Ryan Wilkes	Sydney University	Paul Bruce
James Koch	Sydney University	Paul Bruce

Team Coach	Club
Paul Bruce	Sydney University
Nick Dobson	Knox Pymble
Sam Frame	Valley Aquatic

NSW FLIPPERS SQUAD

Athlete	Club	Coach
Tane Bidois	Knox Pymble	Nick Dobson
Sydney Brown	West's Illawarra Aquatic	James Greathead
Haig Buckingham	SOPAC	Matthew Brown
Shaun Champion	Abbotsleigh	Amanda Isaac
Marcus Da Silva	City of Sydney	Bec Wheatley
Jaimie DeLutiis	West's Illawarra Aquatic	James Greathead
Caleb Dryer	Trinity Grammar	Benjamin Tuxford
Alexander Foreman	Kincumber Pacific Dolphins	Debby Tattoli
Matthew Galea	SOPAC	Adam Kable
Gabriel Gorgas	Knox Pymble	Leanne Speechley
Alistair Gorgijovski	West's Illawarra Aquatic	James Greathead
Bella Grant	Trinity Grammar	Benjamin Tuxford
Joseph Hamson	Knox Pymble	Nick Dobson
Kayla Hardy	Cruiz	Shannon Rollason
Charlie Hawke	Hunter	Kerry Saunders
Isabella Johnson	SOPAC	Matthew Brown
James Koch	Sydney University	Paul Bruce
Kai Lilienthal	Knox Pymble	Nick Dobson
Daniel McLoughlin	Kincumber Pacific Dolphins	Debby Tattoli
Angus Menzies	Knox Pymble	Nick Dobson
Jamie Mooney	Wagga Wagga	Gennadiy Labara
Ashleigh Oberekar	Valley Aquatic	Sam Frame
Kai Robertson	Revesby Workers	Alex Clarke
Stuart Swinburn	City of Sydney	Adam Kable

Anneke van Zoggel	SOPAC	Matthew Brown
Abbey Webb	Ginninderra	Shannon Rollason
Ryan Wilkes	Sydney University	Paul Bruce
Olivia Wunsch	Carlile	Michaela Pattinson

TARGET SQUAD

Athlete	Club	Coach
Charli Brown	Manly	Justin Rothwell
Koby Bujak-Upton	Narrabeen	Ryo Kito
Reece Caddy	Valley Aquatic	Graham Walker
Felicity Chan	SOPAC	Matthew Brown
Jessica Cole	West's Illawarra Aquatic	James Greathead
Benjamin Comer	Carlile	Chris Nesbit
Mela Delmenico	City of Sydney	Bec Wheatley
Emily Dobbins	Novocastrian	Ben Fricker
Ryan Hansen	Trinity Grammar	Ben Tuxford
Lexi Harrison	Narrabeen	Ryo Kito
Thomas Hay	Sydney University	Paul Bruce
Ava Jankovic	Valley Aquatic	Sam Frame
Tameeka Johnson	Sans Souci Sea Devils	Craig Stevens
Chelsea Jones	West's Illawarra Aquatic	James Greathead
Emily Jones	Hunter	Kerry Saunders
Vanya Kamenjas	SOPAC	Matthew Brown
Tomas Kapocius	SOPAC	Adam Kable
Tilly King	Loreto Normanhurst	Bobby Hurley
Rafaella Kopellou	Revesby Workers	Alex Clarke
Bailey Krstevski	West's Illawarra Aquatic	James Greathead
Angus McDonald	SOPAC	Adam Kable
Holly Nelson	Abbotsleigh	Amanda Isaac
Thomas Robinson	Cruiz	Shannon Rollason
Lachlan Savage	Ginninderra	Shannon Rollason
Callum Thomas	Loreto Normanhurst	Bobby Hurley
Gladys Turner	City of Sydney	Bec Wheatley
Gabriel Wilczak	Trinity Grammar	Ben Tuxford

OPEN WATER TARGET SQUAD

Athlete	Club	Coach
Harry Came	Cronulla	Dan Nielsen
Charlie Gray	Revesby Workers	Alex Clarke
Mitchell Hickey	Trinity Lismore	Sarah-Jane Weir

Euan Liney	Knox Pymble	Nick Dobson
Tayla Martin	Carlile	Chris Nesbit
Nicholas Middleton	Cronulla	Dan Nielsen

TARGET TRANSITION SQUAD

Athlete	Club	Coach
Rachel Allen	Ginninderra	David Allen
Samson Barisic	SOPAC	Matthew Brown
Ellie Beck	Knox Pymble	Leanne Speechley
Macy Beuzeville	Warringah	Cameron Gledhill
Sofia Bisello	SOPAC	Ryan Frost
Marius Boll	Loreto Normanhurst	Bobby Hurley
Chloe Brodrick	Tuggeranong Vikings	Dave Murphy
Mia Burdack	SOPAC	Matthew Brown
Isabella Campbell	Hunter	Kerry Saunders
Lachlan Cole	West's Illawarra	James Greathead
Gem Crittenden	Hunter	Kerry Saunders
Bridie Delutiis	West's Illawarra	James Greathead
Zannah Dixon	Narrabeen	Ryo Kito
Grayson Doig	Trinity Grammar	Calum Timms
Chloe Douglas-Byrne	Canberra	Laura Brindley
Cassandra Fayers	Hunter	Kerry Saunders
Callyn Fenwick-Kearns	Manly	Justin Rothwell
Mia Fildissis	Plc Sydney	Brett Winkworth
Joel Fleming	Forster	Peter Sanders
Annika Fowler	Manly	Justin Rothwell
Amelie Francfort	City Of Sydney	Tom Sunter
Bianca Fuller	Kinross Wolaroi	Jane Gilham
Adriana Fydler	Knox Pymble	Leanne Speechley
Elizabeth Gan	Lane Cove	Michael Jacobs
James Gauci	SOPAC	Matthew Brown
Abby Gibson	Carlile	Michaela Pattinson
Nicholas Gladen	Macquarie University	Tatiana Matts
Gus Gyllenhammer	Carlile	Michaela Pattinson
Koby Hall	Novocastrian	Ben Frickers
Isabelle Hanger	City Of Sydney	Tom Sunter
Samuel Higgs	Warringah	Cameron Gledhill
Carter Hjorring	City Of Sydney	Bec Wheatley
Hayden Hoang	SOPAC	Matthew Brown
Talika Irvine	Bay & Basin	Steve Alderman

Gabriel Jeffrey	NUSwim	Paul Sharman
Samuel Jones	City Of Sydney	Bec Wheatley
Zara Kasprowicz	Warringah	Cameron Gledhill
Joshua Kerr	Manly	Justin Rothwell
Sebastian King	Newington	Jared Goldthorpe
Josh Kingston	Carlile	Michaela Pattinson
Kylani Koloamatangi	Plc Sydney Swim	Brett Winkworth
Oscar Kreutzberger	Gt Aquatics	Mitchell Brown
Alexandra Lawrence	Loreto Normanhurst	Bobby Hurley
Justin Lee	Knox Pymble	Nick Dobson
Remy Lennon	Warringah	Cameron Gledhill
Lachlan Mackay	NUSwim	Paul Sharman
Jake Mackie	Novocastrian	Ben Frickers
Emily March	Hunter	Kerry Saunders
Shawn Marston	Carlile	Michaela Pattinson
Dijana Mazumdar	Barker	Steve Critoph
Lily McCowan	Tivoli	Mark Wieland
Will McDonagh	Knox Pymble	Leanne Speechley
Oliver McLaughlin	Kinross Wolaroi	Jane Gilham
Hamish McLellan	Warringah	Cameron Gledhill
Lillie McPherson	Manly	Blake Medhurst
Dominique Melbourn	Warringah	Cameron Gledhill
Grace Michell	SOPAC	Matthew Brown
Aya Milton	Wests Illawarra	James Greathead
Christopher Mina	Trinity Grammar	Ben Tuxford
Ebony Nix	Nelson Bay	Tom Davis
Riley Powell	Wests Illawarra	James Greathead
Maddison Provost	Valley Aquatic	Sam Frame
Declan Quirk	SOPAC	Matthew Brown
Joshua Reed	Novocastrian	Ben Frickers
Asha Ring	SOPAC	Matthew Brown
Dale Rodda	Carlile	Michaela Pattinson
Emily Ryan	Manly	Justin Rothwell
Bailey Screen	Warringah	Cameron Gledhill
Meg Senior	Cruiz	Shannon Rollason
Jacob Simpson	Revesby Workers	Alex Clarke
Bevan Smith	NUSwim	Paul Sharman
Nicholas Stoupas	Cranbrook	Kenrick Monk
Scott Swinburn	City Of Sydney	Bec Wheatley
Kai Taylor	Sans Souci	Craig Stevens

Archie Taylor	Kincoppal-Rose Bay	Hamid Mobarrez
Christian Taylor	PLC Sydney Swim	Brett Winkworth
Alexander Thompson	City Of Sydney	Bec Wheatley
Christian Toia	SOPAC	Ryan Frost
Joshua Toisuta	SOPAC	Matthew Brown
Ruby Tonnelli-Smith	Trinity Grammar	Ben Tuxford
Ryley Twiss	Hunter	Kerry Saunders
Blake Waugh	Revesby Workers	Alex Clarke
Brayden Woodford	Wests Illawarra	James Greathead
Caleb Yago	Castle Hill	Stacy Harding
Jason Yeou	Carlile	Michaela Pattinson
Bella Zhang	Knox Pymble	Leanne Speechley

SHARKS SQUAD

Athlete	Club	Coach
Isabelle Barakat	SOPAC	Ryan Frost
James Biddington	Woden Valley	Yuriy Vdovychenko
Indianna Cameron	Knox Pymble	Leanne Speechley
Daniel Carter	Castle Hill RSL Dolphins	Stacy Harding
Caleb Cashman	Bathurst City	Joshua Stapley
Siena Citarella	City of Sydney	Bec Wheatley
Ellie Diego	AquaBlitz Toongabbie	Alyce Bradac
Chloe Donelan	Wagga Wagga	Gennadiy Labara
Kane Edwards	Novocastrian	Ben Frickers
Tilly Fickers	Berkeley	Matt Fickers
Cameron Gawn	Novocastrian	Ben Frickers
Ivy Gerstner	Revesby Workers	Alex Clarke
Matthew Harris	Warringah Aquatic	Cameron Gledhill
Petar Karadjov	Aquablitz Toongabbie	Alyce Bradac
Riley Lawrence	Aquablitz Toongabbie	Alyce Bradac
Milla Lawrence	Barker	Steve Critoph
Jaya Lilienthal	Knox Pymble	Leanne Speechley
Kira Long	Wenona	Michael Creighton
Jackson McCleery	Newington	Jared Goldthorpe
Ivy Miller	Wests Illawarra Aquatic	James Greathead
Cash Milner	Kincumber Pacific Dolphins	Michael Tattoli
Ella Mounter	NUSwim	Paul Sharman
Sylas Phillips	ACU Blacktown	Sarah-Jane Weir
Cooper Portlock	SOPAC	Matthew Brown
Isabelle Rae	Albury	Wayne Gould

Jaxson Smith	Revesby Workers	Alex Clarke
Matilda Smith	Valley Aquatic	Sam Frame
Bree Spalding	Kincumber Pacific Dolphins	Michael Tattoli
Rhys Thomas	Warringah Aquatic	Cameron Gledhill
Lachlan Thompson	Orange Aquatic	Jason Lewis
Bailey Whitton	Macksville Marlins	Renee Pickvance
Charlotte Wilson	Loreto Normanhurst	Bobby Hurley
Liam Zhuang	Knox Pymble	Steve Goodier

PARA DEVELOPMENT SQUAD

Athlete	Club	Coach
McKinley Arnison	Alstonville	Graham Walker
Ben Auckram	Lismore Workers	Peter Harvey
Stephanie Bruzzese	Trinity Grammar	Calum Timms
Declan Budd	Knox Pymble	Brandon Lawrence
Taylor Cameron	Nepean Aquatic	Jackie Barck
Elizabeth Cockburn	Young	Kylie Rutter
Jarred Dyer	Wollongong	Chris Buchanan
Michelle Fawer	Southern Sydney	Craig Stevens
Jack Gibson	Dapto	Phil McIlwraith
Knox Gibson	Orange Aquatic	Jason Lewis
Claire Graham	Young	Kylie Rutter
Ali Green	Ascham Aquatics	Michael Meade
Lachlan Hanratty	Revesby Workers	Alex Clarke
Maddison Hinds	Hornsby	Matt McSorley
Victoria Jessamine	SLC Aquadot	Gavin Stewart
Krystal Jessen	Aquablitz Toongabbie	Alyce Bradac
Summer Klein	Kincumber Pacific Dolphins	Richard Mathews
Beau Matthews	SLC Aquadot	Gavin Stewart
Lexie Phillips	Novocastrian	Ben Fricker
Emilee Pratt	Novocastrian	Ben Fricker
Daniel Rigby	Knox Pymble	Patrick Teleki
Victoria Robinson	NU Swim	Paul Sharman
Darren Sisman	Sans Souci Sea Devils	Craig Stevens
Kaden Smith	Auburn	Mark Bull
Amelie Springett-Kelly	City of Sydney	Sara Petronzio/Karen Swinburn
Gabrielle Waller	Tuggeranong Vikings	David Murphy
Yasmine-Bella Younes	Bankstown Sports	Tony Sobkowski

REGIONAL DEVELOPMENT PROGRAM

Athlete	Club	Coach
Riley Anthes	Wollongong	Chris Buchanan
Lily Barlow	Macksville Marlins	Renee Pickvance
Joely Bruce	Dubbo City	Dennis Valantine
Lara Clack	Hunter	Kerry Saunders
Oscar Croak	Coffs Harbour	Daniel Bannerman
Edward Dodds	Tumut	Max Hargraves/Charlie Dodds
Khoi Donarski	Gosford Stingrays	Ross Tait
Lachlan Elgin	GT Aquatics	Mitchell Brown
Alexander Evans	Bathurst City	Emilie Miller
Archie Forwood	Griffith	Peter Della Franca
Waylon Hayashi	Woden Valley	Yuriy Vdovycheako
Madison Jones	West's Illawarra	Joel Wilson
Oliver Linde	Mittagong	Cameron Reynolds
Maddie Marks	Coonamble	Robert Andriske
Isaac Mooney	Wagga Wagga	Gennadiy Labara
Ava Rollason	Cruiz	Laura Brindley/Shannon Rollason
Armand Rood	Cruiz	Laura Brindley
Amelia Simm	Tamworth City	Nicolas Monet
Bella Teale	Trinity Lismore	Sarah Jane Weir
Edwina Waterman	Kinross Wolaroi	Brandon Lawrence
Taeya Williams	Ginninderra	David Allen
Violet Williams	Charlestown	Karen Leth

JUNIOR DEVELOPMENT PROGRAM

Athlete	Club	Coach
Bodi Bone	Titans	Jen Noel
Abbie Donelan	Wagga Wagga	Gennadiy Labara
Nicholas Gavin	Novocastrian	Ben Fricker
William Hopkins	Norwest	Jake Miller
Joshua Jeung	Trinity Grammar	Calum Timms
Linus Kang	Sydney PLC	Kevin Kim
Ivy Kim	Sydney PLC	Kevin Kim
Avery Koh	Sydney PLC	Kevin Kim
Audrey Mak	Leichhardt	Angelo Basalo
Sophie Mcaneney	Dubbo	Dennis Valentine
Cate McCarthy	Atlantis	Rod Furlong
Hayden McGregor	Kincumber Pacific Dolphins	Michael Tattoli
Christopher Montana	Trinity Grammar	Calum Timms
Hanna Mounter	NUSwim	Paul Sharman
Maddison Oliffe	Lower Blue Mountains	Corin Dobson
William Parker	Nelson Bay	Tom Davis
Campbell Quartly	Woden	Chelsea Flinn
Heidi Shumack	Sydney PLC	Kevin Kim
Brody Steele	Dubbo	Dennis Valentine/Kim Edwards
Sienna Toohy	Albury	Wayne Gould
Sterling Tuxford	Trinity Grammar	Calum Timms
Lily Young	Tuggernong	Dave Murphy
Matilda Young	Narrabeen	Ryo Kito/Hannah Vaughn

COACHING

2022 saw a return to some form of normality with a full winter program leading into summer. NSW swimmers produced many great performances at the 2022 Australian MC, Australian Age and the Australian Open Championships (Trials).

A total of 177 swimmers in the pathway was a great testament to the coaches...congratulations! A big thank you to all the coaches who participated in all the various squad activities throughout the year, a great opportunity to learn and support not only your own swimmers but also the State.

SNSW COACHING TEAM

The SNSW Coaching Team of Chris Myers, Greg Salter, and I together with the Swimming Australia NSW Technical Lead Leigh Nugent were kept busy throughout the year. Chris and Greg continued to work with our regional coaches, supporting them and their swimmers in the daily training environment. Leigh and I continued to progress the development of our coaches with categorised athletes and those within pathway squads.

Throughout 2022 the coaching team contributed to the many SNSW squad camps, testing & training days...it has certainly been beneficial for both coaches and swimmers for these activities to return.

Congratulations to all the swimmers and coaches who gained selection onto the various 2022 Australian Teams... terrific effort and great to expose so many NSW coaches to international competition. We are building towards more success in 2023 with the goal of putting more swimmers and coaches onto the Paris 2024 Olympic and Paralympic Teams. Go the Mighty Blues!

JON SHAW
SNSW COACHING DIRECTOR

SNSW SQUAD SELECTION

Pathway Squads	
Australian Team / Categorised Athletes	5
Flippers Squad	28
Target Squad	27
Target Transition Squad	85
Sharks Squad	32
Total	177

SNSW Pathway Squads by Area	
ACT	9
CVSA	28
M & P	4
METSEA	25
Metro North East	43
Metro North West	31
Metro South West	18
North Coast	2
SESA	13
SISA	4

REGIONAL COACHING REPORT

Lying in bed last November in Dubbo listening to the rain pouring down then awakening the next morning to the vision on the news of the container being washed down the main road and ending up in the pool at Molong was just devastating. It just continued from the previous year. Towns like Lismore Forbes Cowra and Wagga and many more having their towns and swimming centres effected by the endless rain. But, as usual, when the rain stopped regional people came together, rolled up their sleeves, cleaned up and managed to get their swim clubs up and going. A big shout out to all the parents, volunteers, and pool staff for all the hard work, determination and resilience to get the local sport up and going for the swimmers.

We saw the return of SNSW development squads with the Australian Institute of Sport (AIS) being the centre of attention. Sharks, Target and Target Transition were all held there with regional swimmers being well represented. The first Regional Development Program team comprising of 24 swimmers and six coaches held a training camp at the AIS. The theme of the camp was RACE [Respect Accept Commit Execute]. We did a series of test sets on kick and pull and took advantage of what the AIS can offer our squads.

Areas junior and senior state development took place around the state with great numbers attending. I attended the Wagga, Batemans Bay, Dubbo, and Coonamble development days. I also attended the NARS camp in Macksville.

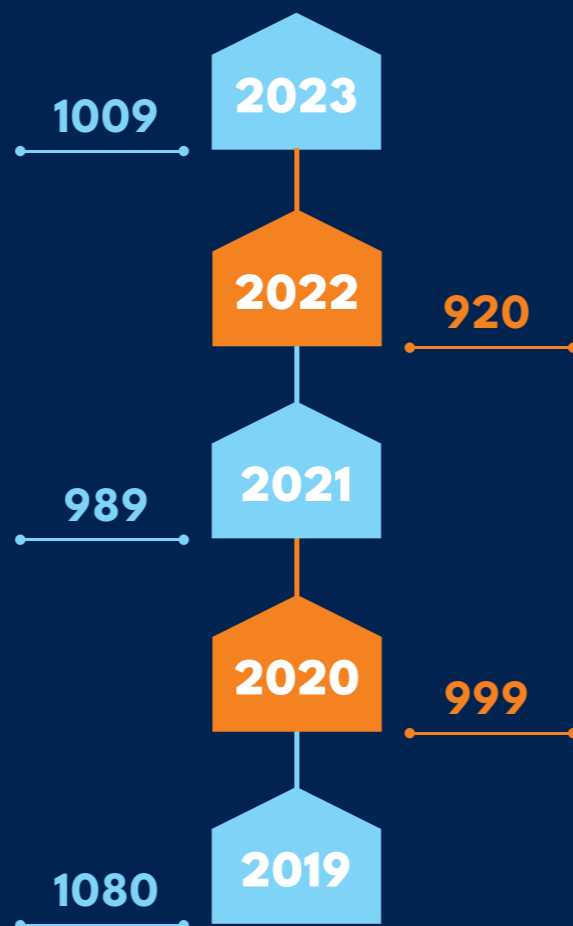
Greg Salter attended the SESA M&P SISA NARS camp at the AIS. In Greg's words it was one of the best camps he has been to regionally. Greg's input at the camp and his visits around the state has been invaluable. A big thanks to our Club Support Officers Sarah, Jo, Lyn and Billy for organising the camps. Also, the coaches and managers who give their time for all our camps. Congratulations to all Areas in their continued drive to develop our swimmers through the Area Development Program.

SNSW, NSWIS and Newcastle University partnered together to form the NU Performance Centre. The Performance Centre is being led by Head Coach Sander Ganzevles. This will create an opportunity for regional swimmers who want to continue their swimming at an open level and study at a world ranked University. We thank Deborah Wright and the team at NU Sport and team NSWIS for their support of our program and welcome Sander to the team.

One of our best regional meets on the SNSW calendar is Country Regionals. This year they were held at Alstonville, Dubbo, and Goulburn. These meets just grow and grow with a record number of entries this year. To see the increased development of these meets shows that our sport is growing even with the speed humps of fire, floods and covid that have plagued us over the past several years.

Clubs, coaches, and technical officials are the backbone of this sport and with Wagga Club celebrating 125 years it was great to see so many attend this big event. I attended with former CEO Mark Heathcote and the club put on a great weekend to celebrate such an important milestone.

Regional swimming continues to grow with numbers starting to track upwards after the covid break.



On behalf of myself, Jon Shaw, Greg Salter and the team at SNSW I want to thank all the coaches, technical officials, parents and swimmers for your warm welcome and hospitality when we visit. Thank you for your hard work and enthusiasm to develop this wonderful sport in Regional NSW.

CHRIS MYERS
SNSW REGIONAL COACHING DIRECTOR



SPORT DEVELOPMENT & PARTICIPATION

OFFICE OF THE CHILDREN'S GUARDIAN CHILD SAFE STANDARDS

SNSW is represented on the NSW Sport and Recreation Sector Engagement Committee – Child Safeguarding by Sarah Koen, helping lead the way to ensure children are safe in our sport. The committee is a combined project between the NSW Office of Sport and the Office of the Children's Guardian and provides useful resources for state sporting organisations to educate our members and participants.

The Child Safe Standards are mandatory, and compliance is now being monitored. Swimming NSW has presented webinars, Facebook live events, and regularly included information within Hot Off the Blocks. We will continue to present clubs with ideas on how they can implement the Child Safe Standards in their own club environment.

YOUTH ADVISORY PANEL

The Youth Advisory Panel (YAP) consists of teenage SNSW members from across NSW and the ACT. We hold regular online YAP meetings throughout the year, to discuss topics requiring feedback requested by organisations such as SNSW, Swimming Australia, the NSW Office of Sport and the Office of the Children's Guardian. The YAP are fantastic contributors to our sport.

Topics discussed at meetings throughout 22/23 have included:

- YAP Leadership Camp January 2023
- Swim League
- Take Your Marks
- Swim Confident body image projects
- Child Safe Standards

2023 YAP MEMBERS

First Name	Last Name	Swimming Club
Tessa	Bealing	Wenona
Jiazi (Matthew)	Chen	Revesby Workers
Kendra	Gordon	Cruiz
Charlotte	Guthrie	Canberra
Tom	Hayhoe	Lane Cove
Owen	Hilkemeijer	Port Macquarie
Annabelle	Hughes	NUSwim

Ella	Mellwraith	Dapto
Ariana	Missingham	Bay & Basin
Lauren	Oberg	Taree
Caitlin	Parkinson	Revesby Workers
Ben	Paterson	Barker Aquatic
Max	Reid	Forbes Fins
Victoria	Robinson	NUSwim
Salani	Sa'aga	Knox Pymble
Regan	Smith	West's Illawarra
Peter	Starodubtsev	Barker Aquatic
Hailey	Unwin	SLC Aquadot
Cooper	Walsh	Wollongong
Jayden	Wong	MLC Marlins

The SNSW YAP Camp was held from 14th – 16th January 2023 at Vision Valley in Arcadia. Sixty swimmers from 45 clubs across NSW and the ACT were represented. Camp participants were involved in a range of activities designed to increase their leadership skills and help them to make difference by implementing projects within their own clubs.

The YAP Camp kicked off with ice breaker games, canoeing, raft building, crate stacking and an initiatives course to help them get to know each other and learn how to work together.

More outdoor adventurous activities were complemented by educational sessions with a practical component. Leadership focussed topics such as time management, communication and public speaking blended with information sessions from the Duke of Ed and the Body Confident Collective. The young leaders learned how to implement the Take Your Marks program at their own club (to encourage new members) and discovered how they can get involved as young technical officials. We had a hotly contested trivia night and a private viewing of 'Embrace Kids' – a movie documentary by Taryn Brumfitt related to body image. A perfect balance of fun, friends, action, and education.

Thanks to NSW Government funding through the Mental Health in Sport Grant, we were also able to focus on Swim Confident, our new body image program, and the camp participants developed their own 'change maker' projects to complete in their own clubs. We had the Local Member for Hornsby and NSW Treasurer Matt Kean come along to speak with the young leaders too.

SWIMMING NSW CLUB COMMITTEE MEMBERS FACEBOOK GROUP

In August 2021, SNSW created a Facebook group for club committee members. The concept was to have a central platform to ask questions and help each other with ideas and issues. It is an ongoing success with over 790 members and daily interactions between SNSW and clubs. It is a useful point of reference for committee members who can get answers to a wide range of questions and clubs can share success stories, mutual challenges, and information.

SWIMMING NSW CLUB HOUSE

The Club House is our online, digital club management and support guide to help swimming club committee members navigate the management of their club. This guide aims to be a reference point and "one stop shop".

Almost all committee specific information has been moved from our main SNSW website and is now found on Club House, making it simpler for our volunteers to find what they need quickly and easily. Club House is continually updated to ensure it is relevant.

SWIM CONFIDENT PROJECT

In June 2022, SNSW was awarded \$107,000 in grant funding from the NSW Government's Mental Health Sports Fund. This money was utilised in partnership with the Body Confident Collective (now the Embrace Collective) on our new initiative called 'Swim Confident'. The goal was to improve the body image of swimmers through education of swimmers, coaches, parents and club committee members.

SNSW engaged with these groups through webinars, face to face presentations at high performance camps, surveys, workbooks and e-learning modules. Swimmers who attended the YAP Camp developed 'Changemaker projects' to take back and implement in their own clubs and schools, widening the impact of Swim Confident. The projects fell into the four categories of Communication, Clothing, Culture or Connection. Feedback and evaluation is being undertaken by Sydney University and we expect to see improvements in awareness and general understanding body image.

CLUB SUPPORT OFFICERS

SNSW have three Club Support Officers (CSOs) who cover six Areas including North Coast, New England North West, Western, Mountains and Plains, Southern Inland and South Eastern Swimming Areas.

Our CSOs have a wide reach, visiting and meeting with approximately 115 swimming clubs in person, all in a regional or remote area. An additional 95 have been contacted directly by phone or zoom for assistance with various club related issues. Each of the CSOs has attended at least 10 local and Sydney based meets, always with plenty of opportunities to meet with club committee members, parents, and swimmers.

The CSOs are a vital link between SNSW and regional clubs and should be a first point of contact for committees.

AREA DEVELOPMENT PROGRAM

The highlight of the Area Development Program in 2022 was the SAARS and JAARS (Senior and Junior Age Area Representative Squads) Swim League Meet at SOPAC. The event had approximately 350 swimmers, using three pools consecutively for six hours! It was fast, fun and all about the future!

Each Area organises their own local development activities for their swimmers and coaches. These vary greatly between Areas, with some including presentations on nutrition, dry land activations, strength training or presentations from current or former high performance swimmers. Most cater for all levels of swimming and include an element of fun. The below summary outlines that approximately 147 clubs were involved, with almost 1000 swimmers benefiting, as well as 82 coaches.

Area	Clubs	Swimmers	Coaches	Support staff
SISA	13	38	5	1
MPS	28	150	12	11
SNC	14	40	18	12
Western	11	53	8	1
CVSA	14	115	4	7
Metro SE	16	71	8	6
Metro NE	8	104	1	1
NENW	8	40	5	2
SESA	8	16	0	1
ACT	7	165	15	3
Metro NW	10	78	3	3
Metro SW	10	70	3	3
Total	147	940	82	51

Swimming North Coast also conducted their annual MC Information and Development Day. They are the only Area to host a day of this kind – SNSW encourages other Areas to consider similar opportunities in 2023 due to the success of the Swimming North Coast event.

MC Day	Clubs	Swimmers	Coaches	Support Staff
SNC	6	10	5	1

PARA CLASSIFICATION

Swimming NSW continues to lead the rest of the country in terms of the number of swimmers we classify every year. Since December 2022, SNSW have held face to face classification panels for approximately 80 swimmers. This is despite only having two medical classifiers and one technical classifier in NSW.

Allan Gregson retired after 32 years as a volunteer classifier for Swimming NSW, we thank him wholeheartedly for the time he has devoted to our sport. Margaret Gregson has continued to coordinate all the panels and liaise with the families. Margaret is also a devoted volunteer, and we thank her for another year of service.

Our Medical Classifiers Marie Symonds and Kerry West are our primary classifiers, often completing urgent provisional classifications in a few days to allow young swimmers the chance to represent in their school system.

Intellectual classifications are conducted by Sport Inclusion Australia, and they had 215 in the past 12 months who selected swimming as a sport.

We also hold three Multi Class meets per year which are not officially part of the championship calendar. These are participation events, and had the following attendances:

MULTI-CLASS EVENTS

MEET	Date	Location	Teams	Athletes	Entries
MC #2 2022	21st May	SOPAC	35	55	252
MC #3 2022	6th August	Knox	32	46	175
MC #1 2023	5th March	Blacktown	36	50	186

THE DUKE OF EDINBURGH

In 2022/23, SNSW continued as an official Duke of Edinburgh Award Centre, doubling our intake of students in the past 12 months. The Duke of Edinburgh Award is a global youth development program, empowering young Australians to explore their full potential. This partnership allows SNSW members to volunteer at their club and use these volunteering hours towards gaining their Duke of Ed Award. The program assists swimmers in gaining accreditations in officiating or coaching.

The YAP Camp featured a session on the Duke of Edinburgh program. Not only was this well received by the YAP members, but many were able to take these messages back to their clubs to further promote the benefits of the program.

GRANTS & FUNDING

SNSW has continued to promote opportunities for clubs to complete applications for funding. Some key opportunities recently have been made available to our regional clubs. Many of these local clubs are still recovering from the impacts of the COVID-19 pandemic as well as natural disasters such as flooding.

Additionally, SNSW was successful in securing Her Sport, Her Way funding which has allowed our partners SCTA NSW

to create an initiative “Fast Lane to Coaching Her Way” – designed to increase the number of female teachers and coaches in leadership roles and ensure the future success and growth of the sport.

MENTAL HEALTH

SNSW partnered with Reach Out, a safe place where young people can seek support and openly express themselves, get a deeper understanding and perspective on what is happening in their lives, connect with people who will provide judgement-free support, and build the resilience to manage challenges now and in the future.

SNSW partnered with Reach Out throughout the month of March to run a Laps for Life promotion. The club who could raise the most funds per head during the month was to be awarded a free Swim League event. In the end, both Warringah and Drummoyne were the two standout clubs. It was decided to run a combined Swim League event later in the year – and we look forward to bringing the two clubs together!

Thanks to Reach Out for their support and to all clubs who participated.

COMMUNITY SPORTS PARTNERSHIPS – SPECIAL OLYMPICS AUSTRALIA

In conjunction with Swimming Australia, SNSW received funding to create a partnership with Special Olympics Australia. SNSW plans to use this funding to train and empower clubs to bring in members from the Special Olympics community and provide them with opportunities to compete.

Over one dozen clubs have so far affiliated with Special Olympics Australia and in 2023/24, this partnership will be about encouraging and supporting our clubs, to help them find as many ways as possible to provide an inclusive environment.

MEMBER RETENTION SURVEY

In late 2022, SNSW partnered with Spark to undertake a member survey which aimed to provide us with a deeper understanding of why members join a swimming club, why they stay, and why they leave. It was also designed to provide us with an understanding of the perception that members both past and present have of SNSW as an organisation so that we can listen and evolve.

Following this, Spark ran two Focus Groups to further analyse the feedback provided by the swimming community. We thank Spark for their partnership and efforts and look forward to reviewing the feedback from the survey in mid-2023.

SWIM LEAGUE

In 2022, the Expressions of Interest Swim League Program for clubs and organisations was launched. This resulted in 12 Gala Days taking place throughout the season.

Over 380 participants participated in our inaugural SAARs and JAARs Development Gala Day in September where most

Areas participated. The event was a wonderful success, and we would like to thank the 40 volunteers that made this event possible. A post event survey demonstrated the popularity of the Swim League product and the potential growth opportunities for the future. Swim League is a fast and fun way to get new people involved in our sport.

We have continued to development of the Swim League product by designing the Black Box algorithm. This algorithm links straight to our registration platform and creates even Swim League Teams, to keep all matches competitive, yet still fun and exciting to watch. SNSW has also designed a live scoring app that simplifies the process

of judging and scoring at all Swim League events, while still engaging all spectators whether they are watching live or following at home.

In late 2022, in partnership with Trinity Grammar, SNSW piloted the use of the Swim League as a school swimming format. Over 100 participants enjoyed the program, with students, teachers and parents all providing very positive feedback.

2023 Swim League plans include the roll out of two pilot events in Victoria, with plans to scale the offering to other states in the future.



AUDIT AND RISK COMMITTEE

MEETING ATTENDANCE

Member	Attendance (6 Meetings)
Mark Payne (Chair, ceased July 2022)	3/3
Kerryn Divall (Chair)	6
Graham Towle OAM (ceased January 2023)	5/5
Alexis Dodwell	3/3
David Kennedy	5
Chris Hayes OAM	4

ROLES AND RESPONSIBILITIES OF THE COMMITTEE

The Audit and Risk Committee is established under Clause 30.7 of the Constitution of Swimming NSW (the Company) with the Charter set out in By Law 19. It is a standing committee of the Board without any executive function. The Committee assists the Board with the Company's governance and the exercising of due diligence throughout its operations while supporting the Board in the development of Board policy and monitoring the activity of the Company within the scope of its remit. The Committee also acts as a support to the Board in its strategic decision-making process by the review and provision of advice about:

- the integrity and reliability of financial, budgeting and audit reporting processes (including the application of appropriate accounting policies)
- the adoption of risk management strategies to manage/monitor both current and emerging financial and operational risks
- the investment of the Company's surplus funds, and the performance of those investments and the investment manager
- compliance with the Company's Work Health and Safety policies and practices, and relevant legislation,
- the protection of the Company's assets
- the effectiveness of the Company's system of internal controls
- the independence, objectivity and effectiveness of the annual audit process.

MEMBERSHIP OF THE COMMITTEE

The Committee consists of two directors of the Company appointed by the Board (one of whom is to be Chair) and four independent persons also appointed by the Board. These independent appointees collectively possess appropriate financial and business skills and have a knowledge of the sport. The Committee is supported by SNSW's CEO, Kirsten Thomson OLY and the Finance Manager, Michelle Boon.

WORK OF THE COMMITTEE

A large focus of the work of the Committee during 2022-2023 was to continue to monitor the finances of Company considering the ongoing impact of COVID-19. Pleasingly, the Company has continued to maintain a strong financial and cash flow position. The other tasks undertaken included -

- Reviewing the monthly management accounts and reporting to the Board on those accounts.
- Overseeing the preparation of the annual financials and making recommendations to the Board.
- Overseeing and reviewing the Company's risk management framework.
- Overseeing the management of the investments of the Company.
- Monitoring compliance with the Company's work, health and safety obligations.
- Monitoring of the performance of the Company's retail shop at SOPAC.
- Reviewing the terms and coverage of the Company's insurance policies.
- Monitoring performance with relevant Board policies, and making recommendations about proposed changes.
- Overseeing the preparation of the annual financial statements and the annual audit of those statements.

MEMBERSHIP

The Company is thankful for the work of the members of the Committee.

Mark Payne retired as a member in July 2022 while Graham Towle OAM retired as a member in January 2023. Both Mark and Graham served the Committee for many years and we thank them for their services. Alexis Dodwell joined the Committee in September 2022, and we appreciate her contribution to our work.

Kirsten Thomson OLY was appointed Chief Executive Officer in March 2023 following the resignation of Mark Heathcote in January 2023. Mark's dedication, assistance & guidance provided to the Committee over his many years of employment were highly valued and appreciated by all members who served on the Committee during his tenure & the Committee wishes him every success in the future. We welcome Kirsten to the Committee and look forward to working with her in 2023/24.

The Committee appreciates Kirsten Thomson and Michelle Boon for their diligent and professional support.

KERRYN DIVALL CHAIR



TECHNICAL COMMITTEE

It was great to be able to hold our Annual Awards Presentation face to face in 2022. The dinner was very well attended and congratulations to the following award recipients -

- Technical Official of the Year - Nick Keith
- Berry Richards Encouragement Award - Brad Fahey
- Services to Officiating - Cherry Smith & Faye Lewis
- Appreciation Award - Luke Bibby
- ATSC Convenor of the Year - Jose Jalvo
- Official's Official (new award) - Cherry Smith

The awards kept flowing during the year with congratulations to the following on their achievements:

- Phil Jobling – Technical Official of the Year (Swimming Australia)
- Dave Cooper – Valour Sport Community Official of the Year (Sport NSW)
- Chris Hayes OAM – Distinguished Long Service Award (Sport NSW)
- Ian Smith - Community Sport Administrator of the Year (Sport NSW)
- Gloria Wiegmann (Galston SC) – Service Excellence Award (SNSW)
- Graeme Field (Ku-ring-gai SC) – Service Excellence Award (SNSW)
- Margaret and Allan Gregson (Wenden SC) – Service Excellence Award (SNSW)

Congratulations also to Murry Smith who was recently appointed to the Swimming Australia TSC. Murray has been appointed for a three-year term to December 2025.

Like many other sports, swimming sometimes struggles to attract officials, particularly younger officials. It was therefore very pleasing that the SNSW TSC was able to launch its Young Officials Program during both Country and Metro Short Course Championships. The program is aimed at officials under the age of 25 and involves, amongst other things, pool deck mentoring and encouragement from experienced officials. Thank you to everyone who took part particularly to those officials who so willingly took the younger officials “under their wing”.

The Annual Referee's Course once again proved very popular. The third course concluded in November 2022 and with the easing of Covid-19 restrictions, we were able to hold a series of face-to-face sessions. I would like to thank Cherry Smith for her extraordinary leadership and commitment to the course. The fourth Annual Referee's Course is underway.

Unfortunately, the SNSW Development Meets could not be held last year in a format that allows for training and mentoring of upcoming officials. Therefore, in its place, the TSC held another series of popular Development Training Webinars during August to October. Many thanks to our guest presenters:

- Faye Lewis, Brad Fahey and Andrew Ridley - Protests and Officiating at a Paralympic Sport
- Ken Jones - Pool Deck Protocols for Able-Bodied and Para-Swimming Events
- Darryl Durham – Recruitment and Retention of Technical Officials

The Annual Technical Official Forum was also able to revert to its face-to-face format. Thank you to all our presenters who provided valuable information on the following topics:

- Rules Discussion – FINA Panel consisting of Neil Rogers, Dave Cooper, Phil Jobling and Ken Jones
- Check Starting and Help Desk – Neil Rogers
- L1 to L 3 Pathway and Progression - Peter Shell
- Safe Diving Case Study – Bob Alford
- Referee Reports – John Williams
- Technical Official Appraisals – Graeme Field
- Performance Analysis - Cecilia Brophy-Williams

During the Forum, several Technical Officials were presented with Service Pins in recognition of Officiating at SNSW meets over a period. Congratulations to the Officials who were presented with their 5,10,15 or 20 year pin.

The TSC was pleased to be able to hold an Area Technical Swimming Committee forum in July last year. Due to the impacts of Covid-19, this was the first forum held for several years. Topics discussed included ATSCC roles and strategies, school meet accreditations, online training and reaccreditation. Thank you to all those who attended the Forum with a special thanks to guest presenter Ben Ramsden.

In May, the SNSW Board approved the Quality Control (continuing) Assessment Policy for SNSW Technical Officials. In most major sports, continuing assessments of officials at all levels is commonplace. Previously SNSW assessments of officials were undertaken by an Assessment Panel, but for several reasons, continuing assessments ceased in the early 2010s. The new policy does not require an Assessment Panel, but rather calls upon existing appropriately skilled officials such as mentors, assessors and SNSW TSC members to conduct the assessment or appraisal.

The purpose of the policy is to review the performance of current Level 2 Referees and Starters to ensure best practice and consistency and for continuing ad hoc training.

Congratulations to the very large contingent of SNSW Officials on their appointments to the various Swimming Australia meets held over the last 12 months. Well done particularly to those who were appointed for the first time at this level.

Congratulations also to Phil Jobling who was appointed by World Aquatics to attend the World Championships in Budapest in June 2022. Congratulations Phil on a fantastic achievement.

All TSC events ran very smoothly thanks to the very hard work of Josh Karp who also provides secretarial support to the TSC. Thank you Josh for your support and continued commitment to the TSC.

An important event on the swimming calendar is the NSW Country Regional Championships. This year the championships were held in January at Alstonville (North Coast), Goulburn (ACT) and Dubbo (Western). Thank you to all who officiated and to those who gave their time to help run each location. All meets ran extremely smoothly despite the weather extremes (particularly in Goulburn). TSC members who attended were most grateful for the hospitality and commitment shown by the local organising teams from each of the Areas.

World Aquatics recently updated their Pool and Open Water Rules effective 1 January 2023. World Aquatics then made further changes to the rules of swimming effective 21 February 2023. The SNSW Rules have been updated accordingly. The

changes also gave the SNSW TSC an opportunity to undertake a general update of our Rules to ensure the use of current terminology and consistency in numbering.

It was with considerable regret the TSC noted the passing of Joan Somerville OAM. Joan was President of Queenscliff Ladies SC for 40 years and was also President of Warringah Swimming Association. Sincere condolences are extended to Joan's family and many friends.

It has been my pleasure to serve as Chair of the TSC over several years. However, it is time to move on. I would like to extend my thanks to past members of the TSC with whom I have had the pleasure to work, but particularly to the current members – John Williams, Peter Shell, Chris Hayes, Andrew Jones and Jeff Thompson who have worked tirelessly over the last 12 months. A huge thank you to you all.

To the incoming Chair and TSC members, my best wishes for a successful 12 months ahead.

Last, but by no means least, on behalf of the TSC I would like to acknowledge the contributions and support (both personally and to the TSC) of former SNSW CEO Mark Heathcote. Congratulations on your achievements over the last 13 years and best wishes for the future.

Good luck to all Technical Officials for another successful year.

GRAEME FIELD
CHAIR, TECHNICAL SWIMMING COMMITTEE



COMPETITIONS COMMITTEE

After an up and down 2022 Summer season, 2022 Winter returned our swimmers to a normal competition schedule. It was fantastic to see swimmers back in the water and racing. Championships were well attended, although swimmers and families were still, on occasion, affected by the pandemic.

October/November came, and club and area competitions were back in full swing. These gave our swimmers great opportunities to race and allow coaches to assess their swimmers.

December saw our biggest meet, Senior State Age, back to normal and all those hard training hours paid off for many of our swimmers. Participation and support for the championships was outstanding and gave our swimmers a great platform to keep moving forward during the season.

Our Country and Metropolitan Championship also gave swimmers some fantastic race practise during the season.

The State Open Championships is our feature event on our competition calendar and this year it did not disappoint with high profile swimmers from around the country attending to get much needed racing. Some outstanding times were posted, including a world record by Kaylee McKeown in the Women's 200m Backstroke!

The committee has continued to have robust 'zoom' conversations around our competition programs and all have had great input into these discussions. We continue to try to improve our programs for our swimmers and give them the best competition in Australia. I wish to thank the committee for their continued support. Your input is very much valued and appreciated. Thank you to Gavin Stewart, Phil Jobling and Simon Watkins who are not re-joining the committee for 2023/24. They brought great commitment and broad swimming knowledge to the team.

A big thank you to the technical officials who have officiated at meets over the summer season. Their commitment ensures our meets are professionally conducted and provide the best opportunities for all participants.


Thank you also to the SNSW office staff who provide invaluable support to everyone throughout the year.

Lastly, I would like to personally thank Mark Heathcote for the support and knowledge he brought to the committee over many years. His commitment to SNSW was outstanding.

We look forward to continuing to provide the best competition for our swimmers.

GO THE MIGHTY BLUES

NEIL ROGERS
CHAIR - COMPETITIONS COMMITTEE



FINANCIAL REPORT

FOR THE YEAR ENDED 31 MARCH 2023

DIRECTORS' REPORT

The directors submit the financial report of Swimming New South Wales Limited (the consolidated entity) for the financial year ended 31 March 2023.

DIRECTORS

The names and details of directors throughout the year and at the date of this report are:

Mr Christopher Fydler OAM, OLY, B Comm, LLB (Hons), GAICD, Board member NSW Institute of Sport, Chief Executive Officer, tambla Ltd. President.

Mr Graham Towle OAM, B Bus, Dip LG Admin, FCPA, Management & Tax Consultant (semi-retired). (Resigned 30/1/2023)

Mrs Lynn Lonngren, Accredited Silver Licence coach, Professional Swimming Coach, Vice President ascta (National), Senior Swimming Coach (Resigned 30/1/2023)

Mr Mark Payne, B Ec, LLM, Grad Dip Appd Finance & Investment, GAICD, Chief Executive Officer (Resigned 22/7/2022)

Mrs Janelle Barnett, Office Administration, Payroll Manager, Accredited Level 3 Swimming Referee

Mr Ian Thorpe AM, OLY, Board Member ReachOut, Chair of AIS Athlete Wellbeing and Engagement Committee

Mrs Sarah Platts, B.Ed Post Grad Human Resources Management; Director Catalyst Enhancing Performance

Mr Benjamin Tuxford, BA, M Teach (Primary), Accredited Gold Licence Coach, Director of Swimming, Trinity Grammar School, President asctaNSW, (asctaNSW representative)

Ms Kerry Divall, B Comm, FCPA, GAICD, CFO / Company Secretary The Tax Institute

Ms Alexis Dodwell, B Economics, LLB, Grad Dip Applied Corporate Governance, Non-Executive Director (Appointed 30/1/2023)

Mr Graeme Field, ASM, BA, BHISc (Appointed 30/1/2023)

DIRECTORS' MEETINGS

The number of meetings of directors (including meetings of committees) held during the year and the numbers of meetings attended by each director were as follows:

	Directors' Meetings Attended	Directors' Meetings Eligible to Attend	Meetings of Committees	
			Audit & Risk Committee Meetings Attended	Audit & Risk Committee Meetings Eligible to Attend
Number of Meetings Held:	9		6	
Mrs Lynn Lonngren	6	8	n/a	n/a
Mr Christopher Fydler OAM OLY	9	9	n/a	n/a
Mr Benjamin Tuxford	9	9	n/a	n/a
Mr Graham Towle OAM	8	8	5	5
Mr Mark Payne	2	2	3	3
Mr Ian Thorpe AM OLY	4	9	n/a	n/a
Mrs Sarah Platts	9	9	n/a	n/a
Ms Kerry Divall	8	9	6	6
Mrs Janelle Barnett	8	9	n/a	n/a
Ms Alexis Dodwell	1	1	1	1
Mr Graeme Field	1	1	n/a	n/a

DIRECTORS' REPORT

CORPORATE INFORMATION

Swimming New South Wales Limited is a company limited by guarantee and domiciled in Australia. The registered office and principal place of business of the company is Unit 29, 11-21 Underwood Road, Homebush, NSW, 2140.

PRINCIPAL ACTIVITIES

The principal activities of the company during the financial year were:

- To administer, promote and develop the sport of swimming;
- To conduct various swimming championships; and
- To develop swimmers to be champions in and out of the pool

KEY STRATEGY OBJECTIVES

The company's objectives are to:

- Create and deliver clear and compelling performance pathways;
- Ensure swimming is accessible to all;
- Evolve the Swimming NSW product offering;
- Enhance large and small engagement moments;
- Use technology to innovate where opportunity exists; and
- Facilitate regional growth and performance

STRATEGY FOR ACHIEVING THE OBJECTIVES

To achieve these objectives, the company has adopted the following strategies:

- Conduct research with current members, potential members and past members to thoroughly evaluate our performance as a membership organisation;
- Continue to support our Clubs and Areas through effective communication and well resourced programs and initiatives;
- Reward and Recognise the volunteers, technical officials, coaches and swimmers who contribute to our success;
- In conjunction with Swimming Australia, promote, develop and implement our Child and Member Welfare Policies to protect the participants in our sport;
- Review the sports' governance model to ensure it is compatible with providing the greater service to our members;
- Develop our volunteers to the highest standards nationally and retain them in the sport;
- Develop partnerships that strengthen the value of the swimming brand and grow the profile of swimming;
- Continue to evolve the SNSW event experience for all stakeholders; swimmers, coaches, volunteers and spectators;

- Work with Swimming Australia to support the development of female coaches in our sport at all levels;
- Create programs that ensure that our junior and non-elite level swimmers have a fun and enduring love of the sport;
- Provide education and leadership to ensure swimmers, coaches and volunteers can thrive in a supportive and safe environment;
- Create greater links between regional Clubs and Coaches and SNSW Performance Hubs;
- Implement a second regional Performance Centre;
- Continue to ensure there is a decentralised team at Swimming NSW to support our regional Areas, Clubs and Coaches;
- Seek an accurate understanding of the current water space available for swimming across NSW and the Coaching structures at each venue;
- Continue to develop strong partnerships with aquatic infrastructure owners, operators and local government for the mutual benefit of our organisations;
- Finalise our Performance Centre Model for the Paris 2024 cycle and ensure all centres have effective underpinning programs;
- In partnership with Swimming Australia and NSWIS, we will continue to develop and strengthen key programs to create more 'first-choice' Olympic & Paralympic High Performance programs in NSW;
- Develop appropriate and well-resourced development activities for athletes at every level along the pathway and outcomes which achieved simultaneously will deliver the vision of Swimming NSW;
- In partnership with scta NSW, Swimming NSW will continue to invest in the education, development and support of our Coaches through our Coach Development Framework;
- Continue to streamline the Technical Official pathway from Area, to State, to National and to International level;
- Refine the Swim League Product to maximise its enjoyment for participants and scalability for new markets;
- Increase the value proposition of current membership products;
- Create new products/offering that meet the needs of indigenous swimmers, swimmers with disability, and swimmers from culturally and linguistically diverse backgrounds;
- Develop a broader suite of products to increase our member/customer base and improve the engagement with our existing members;
- Evolve our competition structures to incorporate School, University and adult competition products;

DIRECTORS' REPORT

- Continue to ensure that our IT systems and data are adequately protected against cyber security threats;
- Develop technology that eases the burden on volunteers across the sport and improves overall organizational effectiveness;
- Utilise technology to enhance our marketing strategies for specific markets and provide increased value and services to our members;
- Continue to support new technologies that improve our ability to communicate and engage with our members;
- Embrace technology to innovate and maximise efficiency in events, administration and communication

SIGNIFICANT CHANGES

There were no significant changes in the state of affairs during the financial year.

MEMBERSHIP

Swimming New South Wales Limited is a company limited by guarantee and without share capital. Member liability is limited to \$1 for payment of debts and liabilities of the company, should the company be wound up.

The number of members as at 31 March 2023 is 26,789 (2022: 27,342).

EMPLOYEES

The company had 19 full-time equivalent (FTE) employees as at 31 March 2023 (2022: 22).

DIVIDENDS

The company is a not for profit organisation and is prevented by its constitution from paying dividends.

OPERATING RESULTS

The net loss from ordinary activities for the consolidated entity amounted to \$304,627 (2022: net profit of \$100,321).

The company's financial performance objective is to generate an annual financial return that sustains the business.

SIGNIFICANT EVENTS AFTER THE BALANCE DATE

There have been no significant events occurring after balance date which may affect either the company's operations or results of those operations or the company's state of affairs.

LIKELY DEVELOPMENTS AND EXPECTED RESULTS

The Directors continue to monitor the impact of the COVID-19 pandemic on the business of the Company along with challenges associated with the cost of living including higher operating costs due to soaring energy and material prices.

If the business of the Company is impacted more severely than is currently projected, the Company will seek to take steps to appropriately restructure its operations.

INDEMNIFICATION AND INSURANCE OF DIRECTORS

During the year, Swimming New South Wales Limited paid a premium for Directors' and Officers' liability insurance policies, which cover all Directors and Officers of Swimming New South Wales Limited. Details of the nature of the liabilities covered, and the amount of the premium paid in respect of the Directors' and Officers' insurance policies, are not disclosed, as disclosure is prohibited under the terms of the contracts.

INDEMNIFICATION OF AUDITORS

To the extent permitted by law, Swimming New South Wales Limited has agreed to indemnify its auditors, Ernst & Young, as part of the terms of its audit engagement against claims by third parties arising from the audit (for an unspecified amount). No payment has been made to indemnify Ernst & Young during the financial year or since the financial year end.

ENVIRONMENTAL REGULATIONS AND PERFORMANCE

The company is not subject to any particular or significant environmental regulation.

AUDIT INDEPENDENCE AND NON-AUDIT SERVICES

The directors have received a declaration from the auditor of Swimming New South Wales Limited which can be found on page 65.

Signed in accordance with a resolution of the Board of Directors.

C. FYDLER OAM
DIRECTOR



K. DIVALL
DIRECTOR



Sydney
Dated 30 May 2023

CONSOLIDATED STATEMENT OF COMPREHENSIVE INCOME

FOR THE YEAR ENDED 31 MARCH 2023	CONSOLIDATED ENTITY		
	Notes	2023 \$	2022 \$
REVENUE	3 (i)	4,586,822	3,238,660
Operating activities	3 (ii)	-	198,362
JobSaver subsidy income			
Non-operating activities	3 (ii)	51,565	49,651
Total revenue		4,638,387	3,486,673
Cost of sales		611,512	330,253
Operating expenses		1,859,513	1,021,590
Employee benefits		2,362,307	1,924,940
Interest paid		1,124	2,156
Depreciation and amortisation		108,558	107,413
Total expenses		4,943,014	3,386,352
Net (deficit) / surplus for the year		(304,627)	100,321
OTHER COMPREHENSIVE LOSS			
Fair value loss on equity instruments designated at FVOCI		(57,896)	(13,544)
Other comprehensive loss for the year		(57,896)	(13,544)
Total comprehensive (loss) / income for the year		(362,523)	86,777

The above Consolidated Statement of Comprehensive Income should be read in conjunction with the accompanying notes.

CONSOLIDATED STATEMENT OF FINANCIAL POSITION

AS AT 31 MARCH 2023	CONSOLIDATED ENTITY		
	Notes	2023 \$	2022 \$
CURRENT ASSETS			
Cash and cash equivalents	4	1,474,346	1,832,163
Investments	5	300,000	300,000
Trade and other receivables	6	379,691	181,099
Inventories	7	168,192	187,689
TOTAL CURRENT ASSETS		2,322,229	2,500,951
NON-CURRENT ASSETS			
Investments	5	864,506	883,306
Property, plant and equipment	8	659,794	688,624
Right-of-use asset	15	88,178	35,721
Intangibles	9	95,444	109,202
TOTAL NON-CURRENT ASSETS		1,707,922	1,716,853
TOTAL ASSETS		4,030,151	4,217,804
CURRENT LIABILITIES			
Trade and other payables	10	1,436,013	1,313,407
Lease liabilities		21,090	31,661
Provisions	11	349,246	368,207
TOTAL CURRENT LIABILITIES		1,806,349	1,713,275
NON-CURRENT LIABILITIES			
Lease liabilities		67,479	4,604
Provisions	11	74,153	55,232
TOTAL NON-CURRENT LIABILITIES		141,632	59,836
TOTAL LIABILITIES		1,947,981	1,773,111
NET ASSETS		2,082,170	2,444,693
MEMBERS' FUNDS			
Accumulated funds		2,102,082	2,406,709
Fair value reserve of financial asset at FVOCI		(19,912)	37,984
TOTAL MEMBERS' FUNDS		2,082,170	2,444,693

The above Consolidated Statement of Financial Position should be read in conjunction with the accompanying notes.

CONSOLIDATED STATEMENT OF CASH FLOWS

FOR THE YEAR ENDED 31 MARCH 2023	Notes	CONSOLIDATED ENTITY	
		2023 \$	2022 \$
CASH FLOWS FROM OPERATING ACTIVITIES			
Receipts from members, customers, sponsors and government		4,478,200	3,440,733
Receipts from JobSaver subsidy		-	198,362
Payments to suppliers and employees		(4,776,035)	(3,244,944)
NET CASH FLOWS FROM OPERATING ACTIVITIES		(297,835)	394,151
CASH FLOWS FROM INVESTING ACTIVITIES			
Payments for property, plant and equipment and intangibles		(31,671)	(16,967)
Interest received		7,265	884
Interest paid		(1,124)	(2,156)
Payment for investments		-	(200,000)
NET CASH FLOWS FROM INVESTING ACTIVITIES		(25,530)	(218,239)
CASH FLOWS FROM FINANCING ACTIVITIES			
Payments for finance leases		(34,452)	(31,244)
NET CASH FLOWS FROM FINANCING ACTIVITIES		(34,452)	(31,244)
NET (DECREASE) / INCREASE IN CASH HELD		(357,817)	144,668
Add opening cash brought forward		1,832,163	1,687,495
CLOSING CASH CARRIED FORWARD	4	1,474,346	1,832,163

The above Consolidated Statement of Cash Flows should be read in conjunction with the accompanying notes.

CONSOLIDATED STATEMENT OF CHANGES IN EQUITY

FOR THE YEAR ENDED 31 MARCH 2023	Accumulated funds \$	Fair value reserve of financial asset at FVOCI \$	Total members' funds \$
At 31 March 2021	2,306,388	51,528	2,357,916
Surplus for the year	100,321	-	100,321
Other comprehensive loss	-	(13,544)	(13,544)
Total Comprehensive Income as at 31 March 2022	2,406,709	37,984	2,444,693
At 31 March 2022	2,406,709	37,984	2,444,693
Deficit for the year	(304,627)	-	(304,627)
Other comprehensive loss	-	(57,896)	(57,896)
Total Comprehensive Income as at 31 March 2023	2,102,082	(19,912)	2,082,170

The above Consolidated Statement of Changes in Equity should be read in conjunction with the accompanying notes.

NOTES TO THE FINANCIAL STATEMENTS

FOR THE YEAR ENDED 31 MARCH 2023

1. CORPORATE INFORMATION

The consolidated financial report of Swimming New South Wales Limited and its controlled entities (the consolidated entity) for the year ended 31 March 2023 was authorised for issue in accordance with a resolution of the Directors on 30 May 2023.

Swimming New South Wales Limited (the Company) is a company limited by guarantee and without share capital. It is incorporated and domiciled in Australia.

The nature of the operations and principal activities of the Company are described in the Directors' Report.

2. SUMMARY OF SIGNIFICANT ACCOUNTING POLICIES

(a) Basis of preparation

The consolidated financial report is a general purpose financial report, which has been prepared in compliance with the requirements of the Corporations Act 2001, Australian Accounting Standards – Simplified Disclosures and other authoritative pronouncements of the Australian Accounting Standards Board. The Group is a not-for-profit entity for the purposes of preparing this consolidated financial report. The consolidated financial report has been prepared on a historical cost basis, except for financial assets designated at fair value through OCI which have been measured at fair value.

The Group has adopted AASB 1060 General Purpose Financial Statements – Simplified Disclosures for For-Profit and Not-For-Profit Tier 2 Entities in the current year. Other than the change in disclosure requirements, the adoption of AASB 1060 has no significant impact on the consolidated financial report because the Group's previous consolidated financial report complied with Australian Accounting Standards – Reduced Disclosure Requirements.

The consolidated financial report is presented in Australian dollars.

The consolidated financial report has been prepared on a going concern basis, which contemplates continuity of normal business activities and realisation of assets and settlement of liabilities in the ordinary course of business.

Management have provided a detailed cash flow forecast to support the going concern assumption to the Directors. The Group operated at a loss in the financial year ended 31 March 2023 but the cash flow forecast supports the ability

of the Group to continue as a going concern and pay its liabilities as and when they fall due.

The consolidated financial report does not include any adjustments relating to the recoverability and classification of recorded asset amounts or to the amounts and classification of liabilities that might be necessary should the entity not continue as a going concern.

(b) Statement of compliance

The consolidated entity is a not-for-profit entity which is not publicly accountable. Therefore the consolidated financial report of the consolidated entity is a tier two general purpose financial report which has been prepared in accordance with Australian Accounting Standards – Simplified Disclosures (including Australian interpretations) adopted by the Australian Accounting Standards Board (AASB) and the Corporations Act 2001.

The consolidated financial report complies with Australian Accounting Standards. Australian Accounting Standards contain requirements specific to not-for profit entities, including Standards AASB 116 Property, Plant and Equipment, AASB 136 Impairment of Assets and AASB 1004 Contributions.

(c) Basis of consolidation

For the year ended 31 March 2023, the consolidated financial report incorporates the financial statements of the Company and the entities controlled by the Company, being New South Wales Swimming Nominees Pty Ltd, NSW Swimming Foundation Trust and Swimming NSW Aquatic Management Pty Ltd.

Control is achieved where the Company has the power to govern the financial and operating policies of an entity so as to obtain benefits from its activities. The results of the subsidiaries included in the consolidated statement of comprehensive income are from the effective date of acquisition. All intra-group transactions, balances, income and expenses are eliminated in full on consolidation. In the separate financial statements of the Company, all intra-group transactions are generally accounted for by reference to the existing book value of the items.

(d) Changes in accounting policy, disclosures, standards and interpretations

New and amended standards and interpretations

The Group applied for the first time certain standards and amendments, which are effective for the annual reporting year ended 31 March 2023. The Group applied AASB 1060 General Purpose Financial Statements – Simplified

NOTES TO THE FINANCIAL STATEMENTS

Disclosures for For-Profit and Not-for-Profit Tier 2 Entities (effective for annual reporting periods beginning on or after 1 July 2021) and its amendments to the extent relevant to the consolidated financial report of the Company, but did not apply AASB 2021-3 Amendments to Australian Accounting Standards – Covid-19- Related Rent Concessions beyond 30 June 2021, AASB 2020-8 Amendments to Australian Accounting Standards – Interest Rate Benchmark Reform – Phase 2 and AASB 2020-9 Amendments to Australian Accounting Standards – Tier 2 Disclosures: Interest Rate Benchmark Reform (Phase 2) and Other Amendments as the Group was not affected by these amendments.

Accounting Standards and Interpretations issued but not yet effective

The Group has not early adopted any standard, interpretation or amendment that has been issued but is not yet effective for the annual reporting year ended 31 March 2023.

(e) Cash and cash equivalents

Cash and short term deposits in the balance sheet comprise cash at bank and on hand and short term deposits with an original maturity of three months or less.

For the purposes of the consolidated statement of cash flows, cash and cash equivalents consist of cash and cash equivalents as defined above, net of outstanding bank overdrafts.

(f) Trade and other receivables

If not received at balance date, revenue is reflected in the Statement of Financial Position as receivables. Receivables are carried at original invoice amounts less allowance for doubtful debts. An allowance for doubtful debts is recognised approximating the lifetime expected credit loss of receivables calculated in accordance with AASB 9 Financial Instruments. Bad debts are written off when identified.

(g) Investments and other financial assets

A financial instrument is any contract that gives rise to a financial asset of one entity and a financial liability or equity instrument of another entity. The classification of financial assets at initial recognition depends on the financial asset's contractual cash flow characteristics and the consolidated entity's business model for managing them.

Financial assets designated at fair value through OCI:

Upon initial recognition, the consolidated entity can elect to classify irrevocably its equity investments as equity instruments designated at fair value through OCI when they meet the definition of equity under IAS 32 Financial Instruments:

Presentation and are not held for trading. The classification is determined on an instrument-by-instrument basis.

Gains and losses on these financial assets are never recycled to profit or loss. Dividends are recognised as other income in the statement of profit or loss when the right of payment has been established, except when the consolidated entity's benefits from such proceeds as a recovery of part of the cost of the financial asset, in which case, such gains are recorded in OCI. Equity instruments designated at fair value through OCI are not subject to impairment assessment.

(h) Inventories

Trading stock is valued at the lower of cost and net realisable value. Inventories which are not treated as trading stock are held at cost.

(i) Intangibles

Intangible assets acquired are initially measured at cost.

The useful lives of intangible assets are assessed to be either finite or infinite. Intangible assets with finite lives are amortised over a 3 to 5 year useful life and tested for impairment whenever there is indication that the intangible asset may be impaired. The amortisation period and the amortisation method for an intangible asset with a finite useful life are reviewed at least at each financial year end. The amortisation expense on intangible assets with finite lives is recognised in the consolidated statement of comprehensive income in the expense category consistent with the function of the intangible asset.

(j) Trade and other payables

Liabilities are recognised for amounts to be paid in the future for goods and services received, whether or not billed to the company. Trade account payables are settled within 30 days.

(k) Provisions

Provisions are recognised when the consolidated entity has a present obligation (legal or constructive) as a result of past events, it is probable that an outflow of resources embodying economic benefits will be required to settle the obligation and a reliable estimate can be made of the amount of the obligation.

If the effect of the time value of money is material, provisions are discounted using a current rate that reflects the risk specific to the liability.

NOTES TO THE FINANCIAL STATEMENTS

(l) Leases

The Company assesses at contract inception whether a contract is, or contains, a lease. That is, if the contract conveys the right to control the use of an identified asset for a period of time in exchange for consideration.

Company as a lessee

The Company applies a single recognition and measurement approach for all leases, except for short-term leases and leases of low-value assets. The Company recognises lease liabilities to make lease payments and right-of-use assets representing the right to use the underlying assets.

Right-of-use assets

The Company recognises right-of-use assets at the commencement date of the lease (i.e., the date the underlying asset is available for use). Right-of-use assets are measured at cost, less any accumulated depreciation and impairment losses, and adjusted for any remeasurement of lease liabilities. The cost of right-of-use assets includes the amount of lease liabilities recognised, initial direct costs incurred, and lease payments made at or before the commencement date less any lease incentives received. Right-of-use assets are depreciated on a straight-line basis over the shorter of the lease term and the estimated useful lives of the assets, as disclosed in Note (m):

If ownership of the leased asset transfers to the Company at the end of the lease term or the cost reflects the exercise of a purchase option, depreciation is calculated using the estimated useful life of the asset.

The right-of-use assets are also subject to impairment. Refer to the accounting policies in Note (m)(ii).

Lease liabilities

At the commencement date of the lease, the Company recognises lease liabilities measured at the present value of lease payments to be made over the lease term. The lease payments include fixed payments (including in-substance fixed payments) less any lease incentives receivable, variable lease payments that depend on an index or a rate, and amounts expected to be paid under residual value guarantees. The lease payments also include the exercise price of a purchase option reasonably certain to be exercised by the Company and payments of penalties for terminating the lease, if the lease term reflects the Company exercising the option to terminate. Variable lease payments that do not depend on an index or a rate are recognised as expenses (unless they are incurred to produce inventories) in the period in which the event or condition that triggers the payment occurs.

In calculating the present value of lease payments, the Company uses its incremental borrowing rate at the lease commencement date because the interest rate implicit in the lease is not readily determinable. After the commencement date, the amount of lease liabilities is increased to reflect the accretion of interest and reduced for the lease payments made. In addition, the carrying amount of lease liabilities is remeasured if there is a modification, a change in the lease term, a change in the lease payments (e.g., changes to future payments resulting from a change in an index or rate used to determine such lease payments) or a change in the assessment of an option to purchase the underlying asset.

(m) Property, plant and equipment

Buildings are stated at cost less accumulated depreciation and any impairment in value.

Plant and equipment are measured at cost less accumulated depreciation.

Land is not depreciated.

(i) Depreciation

Items of property, plant and equipment are depreciated over their estimated useful lives.

The depreciation rates and methods used for each class of asset, for the current and previous years, are as follows:

	Depreciation rate	Depreciation method
Building	2.5%	Straight line
Motor vehicles	12.5%	Straight line
Office equipment	10%-33%	Straight line
Pool technical equipment	18%-33%	Straight line
Right-of-use asset	20%-33%	Straight line

(ii) Impairment

The carrying values of property, plant and equipment are reviewed for impairment at each reporting date, with recoverable amount being estimated when events or changes in circumstances indicate that the carrying value may be impaired.

The recoverable amount of property, plant and equipment is the higher of fair value less costs to sell and value in use. In assessing the value in use the estimated future cash flows are discounted to their present value using a discount rate that reflects current market assessments of the time value of money and the risk specific to the asset.

NOTES TO THE FINANCIAL STATEMENTS

For an asset that does not generate largely independent cash inflows, recoverable amount is determined for the cash generating unit to which the asset belongs, unless the asset's value in use can be estimated to be close to its fair value.

An impairment exists when the carrying value of an asset or cash generating units exceeds its estimated recoverable amount. The asset or cash generating unit is then written down to its recoverable amount. For property, plant and equipment losses are recognised in the consolidated statement of comprehensive income.

(iii) Derecognition and disposal

An item of property, plant and equipment is derecognised upon disposal or when no further future economic benefits are expected from its use or disposal.

Any gain or loss arising on derecognition of the asset (calculated as the difference between the net disposal proceeds and the carrying amount of the assets) is included in the consolidated statement of comprehensive income in the year the asset is derecognised.

(n) Taxation

The company is a non-profit organisation formed for the development of swimming and is exempt from income tax. The company is registered for GST.

(o) Employee entitlements

(i) Wages, salaries, annual leave and time in lieu

Liabilities for wages, salaries, time in lieu and annual leave expected to be settled within 12 months of the reporting date are recognised in trade and other payables and provisions in respect of employees' services up to the reporting date. They are measured at the amounts expected to be paid when the liabilities are settled.

(ii) Long service leave

The liability for long service leave is recognised in the provision for employees' benefits and measured as the present value of expected future payments to be made in respect of services provided by employees up to the reporting date. Consideration is given to expected future wage and salary levels, experience of employee departures, and periods of service. Expected future payments are discounted using the market yields at the reporting date on notional government bonds with terms to maturity and currencies that match, as closely as possible, the estimated future cash outflows.

(p) Revenue from contracts with customers

Revenue from contracts with customers is recognised

when control of the goods or services are transferred to the customer at an amount that reflects the consideration to which the Company expects to be entitled in exchange for those goods or services. The Company has generally concluded that it is the principal in its revenue arrangements.

The specific recognition criteria described below must also be met before revenue is recognised.

Membership registration fees

The performance obligation for the Registration Fees revenue is for the Company to provide a platform for participation for individuals to enter into swimming competitions in Australia. As such, revenues are recognised over the membership period.

Swim meet entry fees

Swim meet entry fee revenue is recognised upon providing the performance obligation of holding the event of which the tickets have been purchased. Thus, revenue is recognised at a point in time.

Retail sales

Retail sales revenue is recognised at the point in time when the performance obligation is met at the transfer of the goods to the customer.

Squad income

Squad income is recognised at the point in time when the participant has enrolled or remains enrolled in the relevant swimming coaching program.

(q) Government grants

Government grants are recognised where there is reasonable assurance that the grant will be received and all attached conditions will be complied with. When the grant relates to an expense item, it is recognised as income on a systematic basis over the periods that the related costs, for which it is intended to compensate, are expensed. When the grant relates to an asset, it is recognised as income in equal amounts over the expected useful life of the related asset.

(r) JobSaver subsidy income

JobSaver subsidy income is a government grant which relates to gross revenue turnover. It is recognised as income on a systematic basis over the period that the related revenue, for which it is intended to compensate, is not earned.

(s) Other taxation

Revenue, expenses and assets are recognised net of the amount of GST except:

NOTES TO THE FINANCIAL STATEMENTS

- When the GST incurred on a purchase of goods and services is not recoverable from the taxation authority, in which case the GST is recognised as part of the cost of acquisition of the asset or as part of the expense item as applicable; and
- Receivables and payables, which are stated with the amount of GST included.

The net amount of GST recoverable from, or payable to, the taxation authority is included as part of receivables or payables in the balance sheet.

Cash flows are included in the consolidated statement of cash flows on a gross basis and the GST component of cash flows arising from investing and financing activities, which is recoverable from, or payable to, the taxation authority are classified as operating cash flows.

Commitments and contingencies are disclosed net of the amount of GST recoverable from, or payable to the taxation authority.

(t) Fair value measurement

The consolidated entity measures its financial instruments at fair value at each reporting date.

Fair value is the price that would be received to sell an asset or paid to transfer a liability in an orderly transaction between market participants at the measurement date. The fair value measurement is based on the presumption that the transaction to sell the asset or transfer the liability takes place either:

- In the principal market for the asset or liability, or
- In the absence of a principal market, in the most advantageous market for the asset or liability.

The principal or the most advantageous market must be accessible by the consolidated entity.

The fair value of an asset or a liability is measured using the assumptions that market participants would use when pricing the asset or liability, assuming that market participants act in their economic best interest.

A fair value measurement of a non-financial asset takes into account a market participant's ability to generate economic benefits by using the asset in its highest and best use or by selling it to another market participant that would use the asset in its highest and best use.

The consolidated entity uses valuation techniques that are appropriate in the circumstances and for which sufficient data are available to measure fair value, maximising the use of relevant observable inputs and minimising the use of unobservable inputs.

(u) Comparatives

Where necessary, comparatives have been reclassified and repositioned for consistency with current year disclosures.

(v) Significant accounting judgements, estimates and assumptions

The directors evaluate estimates and judgments incorporated into the financial report based on historical knowledge and best available current information.

Estimates assume a reasonable expectation of future events and are based on current trends and economic data, obtained both externally and within the consolidated entity.

Leases - Estimating the incremental borrowing rate

The Company cannot readily determine the interest rate implicit in the lease, therefore, it uses its incremental borrowing rate (IBR) to measure lease liabilities. The IBR is the rate of interest that the Company would have to pay to borrow over a similar term, and with a similar security, the funds necessary to obtain an asset of a similar value to the right-of-use asset in a similar economic environment. The IBR therefore reflects what the Company 'would have to pay', which requires estimation when no observable rates are available or when they need to be adjusted to reflect the terms and conditions of the lease. The Company estimates the IBR using observable inputs (such as market interest rates) when available and is required to make certain entity-specific estimates.

NOTES TO THE FINANCIAL STATEMENTS

FOR THE YEAR ENDED 31 MARCH 2023	CONSOLIDATED ENTITY	
	2023 \$	2022 \$

3. REVENUE

(i) Revenue from contracts with customers

Retail sales revenue	1,144,136	525,695
Registration fees	1,097,643	1,047,613
Swim meet income	1,100,440	714,298
Squad income	363,924	264,233
Donations, sponsorships and government grants	781,181	681,999
Training subsidy income	76,558	-
Advertising	371	136
Other	22,569	4,686

Total revenue from contracts with customers	4,586,822	3,238,660
---	-----------	-----------

(ii) JobSaver subsidy income

	-	198,362
--	---	---------

(iii) Non-operating activities

Interest received	9,480	3,832
Dividends and distributions received	41,493	34,052
Fair value gain on redemption	592	11,767

Total non-operating revenue	51,565	49,651
-----------------------------	--------	--------

Total revenue	4,638,387	3,486,673
---------------	-----------	-----------

(iv) Timing of revenue recognition

Goods and services at a point in time	3,489,179	2,191,047
Goods and services transferred over time	1,097,643	1,047,613

Total revenue from contracts with customers	4,586,822	3,238,660
---	-----------	-----------

Swimming New South Wales Limited had a contract liability balance totalling \$574,516 as at 31 March 2023 (2022: \$639,271) comprising registration fees received in advance and prepaid funding income. These amounts are shown in note 10.

NOTES TO THE FINANCIAL STATEMENTS

FOR THE YEAR ENDED 31 MARCH 2023	CONSOLIDATED ENTITY	
	2023 \$	2022 \$
4. CASH AND CASH EQUIVALENTS		
Cash on hand	2,500	2,500
Cash at bank+	1,471,846	1,829,663
	1,474,346	1,832,163

+Cash at bank earns interest at floating rates based on daily bank deposit rates. +Cash held by the NSW Swimming Foundation Trust, a discretionary trust, is only available for use by Swimming New South Wales Limited if the Trustee of the Trust, NSW Swimming Nominees Pty Limited makes, at its discretion, trust distributions, grants, or loans to Swimming New South Wales Limited. The Trustee is a controlled entity of Swimming New South Wales Limited. At year end, the NSW Swimming Foundation Trust held \$465,428 (2022: \$408,267) in cash balances.

5. INVESTMENTS

Current

Term deposits	300,000	300,000
---------------	---------	---------

Non-Current

Financial assets designated at fair value through Other Comprehensive Income	864,506	883,306
---	---------	---------

Cash on deposit has a maturity date greater than three months. Interest is received on these investments.

6. TRADE AND OTHER RECEIVABLES

Trade debtors	188,145	51,945
Allowance for impairment loss (a)	(2,430)	(2,430)
	185,715	49,515
Prepayments	109,994	69,683
Other Receivables	83,982	61,901
	379,691	181,099

(a) Allowance for impairment loss

Movements in the allowance for impairment loss were as follows:

At 1 April	2,430	10,201
Amounts provided for	-	(2,725)
Amounts written off	-	(5,046)
At 31 March	2,430	2,430

NOTES TO THE FINANCIAL STATEMENTS

FOR THE YEAR ENDED 31 MARCH 2023	CONSOLIDATED ENTITY	
	2023 \$	2022 \$
7. INVENTORIES		
Swim Trade	37,414	29,511
Speedo Swim Shop stock	130,778	158,178
	168,192	187,689

8. PROPERTY, PLANT AND EQUIPMENT

Land and Building – at cost	1,023,923	1,023,923
Less: Accumulated depreciation	(451,648)	(426,050)
	572,275	597,873
Motor vehicle – at cost	39,196	39,196
Less: Accumulated depreciation	(15,515)	(10,615)
	23,681	28,581
Office equipment – at cost	286,097	389,661
Less: Accumulated depreciation	(245,440)	(352,340)
	40,657	37,321
Pool technical equipment – at cost	214,043	210,139
Less: Accumulated depreciation	(190,862)	(185,290)
	23,181	24,849
Total Property, Plant and Equipment - at cost	1,563,259	1,662,919
Less: Accumulated depreciation	(903,465)	(974,295)
	659,794	688,624

NOTES TO THE FINANCIAL STATEMENTS

FOR THE YEAR ENDED 31 MARCH 2023	CONSOLIDATED ENTITY	
	2023 \$	2022 \$

8. PROPERTY, PLANT AND EQUIPMENT (CONTINUED)

(a) Movements in carrying amounts

Movements in the carrying amounts for each class of property, plant and equipment between the beginning and the end of the current financial year:

Land and Building

Balance at the beginning of year	597,873	623,471
Depreciation	(25,598)	(25,598)
Carrying amount at the end of the year	572,275	597,873

Motor vehicle

Balance at the beginning of year	28,581	33,480
Depreciation	(4,900)	(4,899)
Carrying amount at the end of the year	23,681	28,581

Office equipment

Balance at the beginning of year	37,321	44,827
Additions	21,347	12,058
Depreciation	(18,011)	(19,564)
Carrying amount at the end of the year	40,657	37,321

Pool technical equipment

Balance at the beginning of year	24,849	28,241
Additions	7,485	5,022
Depreciation	(9,153)	(8,414)
Carrying amount at the end of the year	23,181	24,849

Total carrying amount at the end of the year	659,794	688,624
--	---------	---------

NOTES TO THE FINANCIAL STATEMENTS

FOR THE YEAR ENDED 31 MARCH 2023	CONSOLIDATED ENTITY	
	2023 \$	2022 \$

9. INTANGIBLES

Intangibles	173,401	169,468
Less: Accumulated amortisation	(77,957)	(60,266)
	95,444	109,202

Intangibles represent the development costs of the Swimming New South Wales Limited "SwimMate" digital app, the purchase of swimming biomechanical analysis software and the purchase of the Swim League Scoreboard app.

(a) Movements in carrying amounts

Movements in the carrying amounts for intangibles between the beginning and the end of the current financial year:

Balance at the beginning of year	109,202	126,674
Additions	3,932	-
Amortisation	(17,690)	(17,472)
Carrying amount at the end of the year	95,444	109,202

10. TRADE AND OTHER PAYABLES

Current

Registration fees and subscriptions received in advance	510,260	461,712
Prepaid income	64,256	177,559
Creditors and accruals	861,497	674,136
	1,436,013	1,313,407

Trade payables are non interest bearing and are normally settled on 30 day terms.

NOTES TO THE FINANCIAL STATEMENTS

FOR THE YEAR ENDED 31 MARCH 2023	CONSOLIDATED ENTITY	
	2023 \$	2022 \$

11. PROVISIONS

Current

Employee entitlements - Annual leave and time in lieu	318,812	279,483
Employee entitlements - Long service leave	30,434	88,724
	349,246	368,207

Non-Current

Employee entitlements - Long service leave	74,153	55,232
--	--------	--------

12. RELATED PARTY DISCLOSURES

The following table provides the total amount of transactions that have been entered into with related parties for the relevant financial year.

	Sales to related parties 2023 \$	Sales to related parties 2022 \$
Other related party - SCTA NSW	23,000	10,000

Terms and conditions of transactions with related parties

Outstanding balances at the year end are unsecured and interest free and settlement occurs in cash. There have been no guarantees provided or received for any related party receivables or payables.

Compensation of key management personnel of the Group

Compensation expense of key management personnel amounted to \$781,743 during the year ended 31 March 2023 (2022: \$635,795).

13. AUDITOR'S REMUNERATION

Amounts received or due & receivable by Ernst & Young Australia for: - an audit of the financial report of the consolidated entity	43,000	39,000
	43,000	39,000

14. COMMITMENTS AND CONTINGENCIES

Commitments

There were no commitments as at the reporting period which would have a material effect on the consolidated entity's financial statements as at 31 March 2023 (2022: \$nil).

Contingent liabilities

At 31 March 2023 the Group has a contingent liability of \$10,000 in the form of a bank guarantee as security for the lease of retail space at SOPAC. This expires on 30 June 2025.

NOTES TO THE FINANCIAL STATEMENTS

FOR THE YEAR ENDED 31 MARCH 2023	CONSOLIDATED ENTITY	
	2023 \$	2022 \$

15. LEASES

Consolidated entity as a lessee

The consolidated entity has lease contracts for photocopier equipment and a company motor vehicle. These leases generally have lease terms between 3 and 5 years. The consolidated entity's obligations under its leases are secured by the lessor's title to the leased assets. Generally the consolidated entity is restricted from assigning and subleasing the leased assets.

Set out below are the carrying amounts of right-of-use assets recognised and the movements during the period:

	Photocopier	Motor vehicles	Total
At 1 April 2022	21,902	13,819	35,721
Additions	86,756	-	86,756
Disposals	(3,561)	-	(3,561)
Depreciation expense	(21,715)	(9,023)	(30,738)
At 31 March 2023	83,382	4,796	88,178

Presented below is a maturity analysis of future lease payments:

Not later than 1 year	23,838	32,838
Later than 1 year and not later than 5 years	72,450	4,938
	96,288	37,776

16. PARENT ENTITY INFORMATION

Information relating to Swimming New South Wales Limited:

Current assets	1,940,535	2,143,245
Total assets	3,306,518	3,591,092
Current liabilities	1,903,865	1,808,474
Total liabilities	2,182,733	2,105,514
Members accumulated surplus	1,123,785	1,485,577
Total (deficit) / surplus for the year	(303,897)	98,294

The parent entity has resolved to guarantee the debts of Swimming NSW Aquatic Management Pty Ltd as and when they fall due. The parent entity has not resolved to guarantee the debts of any other subsidiaries. The parent entity has a contingent liability as per note 14. The contractual commitments of the parent entity are as per note 15.

17. EVENTS AFTER THE REPORTING PERIOD

There have been no significant events occurring after the reporting period which may affect either the consolidated entity's operation or results of those operations or the consolidated entity's state of affairs.

DIRECTOR'S DECLARATION

In accordance with a resolution of the directors of Swimming New South Wales Limited (the Company), we state that:

In the opinion of the Directors:

- (a) the financial statements and notes of the Company and its controlled entities (the consolidated entity), set out on pages 48 to 63, are in accordance with the Corporations Act 2001, including:
- (i) giving a true and fair view of the financial position of the consolidated entity as at 31 March 2023 and of its performance, as represented by the results of its operations and its cash flows, for the year ended on that date; and
 - (ii) complying with Australian Accounting Standards - Simplified Disclosures and the Corporations Regulations 2001; and
- (b) there are reasonable grounds to believe that the company will be able to pay its debts as and when they become due and payable.

Signed in accordance with a resolution of the directors.

C. FYDLER OAM
DIRECTOR



K. DIVALL
DIRECTOR



Sydney
Dated: 30 May 2023

AUDITOR'S INDEPENDENCE DECLARATION



Ernst & Young
200 George Street
Sydney NSW 2000 Australia
GPO Box 2646 Sydney NSW 2001

Tel: +61 2 9248 5555
Fax: +61 2 9248 5959
ey.com/au


**Building a better
working world**

Auditor's independence declaration to the directors of Swimming New South Wales Limited

As lead auditor for the audit of the financial report of Swimming New South Wales Limited for the financial year ended 31 March 2023, I declare to the best of my knowledge and belief, there have been:

- a. No contraventions of the auditor independence requirements of the *Corporations Act 2001* in relation to the audit;
- b. No contraventions of any applicable code of professional conduct in relation to the audit; and
- c. No non-audit services provided that contravene any applicable code of professional conduct in relation to the audit.

This declaration is in respect of Swimming New South Wales Limited and the entities it controlled during the financial year.



Ernst & Young



Daniel Cunningham
Partner
30 May 2023

A member firm of Ernst & Young Global Limited
Liability limited by a scheme approved under Professional Standards Legislation
ACN 004 860 860

INDEPENDENT AUDITOR'S REPORT



Building a better
working world

Ernst & Young
200 George Street
Sydney NSW 2000 Australia
GPO Box 2646 Sydney NSW 2001

Tel: +61 2 9248 5555
Fax: +61 2 9248 5959
ey.com/au

Independent auditor's report to the members of Swimming New South Wales Limited

Opinion

We have audited the financial report of Swimming New South Wales Limited (the Company) and its subsidiaries (collectively the Group), which comprises the consolidated statement of financial position as at 31 March 2023, the consolidated statement of comprehensive income, consolidated statement of changes in equity and consolidated statement of cash flows for the year then ended, notes to the financial statements, including a summary of significant accounting policies, and the directors' declaration.

In our opinion, the accompanying financial report of the Group is in accordance with the *Corporations Act 2001*, including:

- Giving a true and fair view of the consolidated financial position of the Group as at 31 March 2023 and of its consolidated financial performance for the year ended on that date; and
- Complying with Australian Accounting Standards - Simplified Disclosures and the *Corporations Regulations 2001*.

Basis for opinion

We conducted our audit in accordance with Australian Auditing Standards. Our responsibilities under those standards are further described in the *Auditor's responsibilities for the audit of the financial report* section of our report. We are independent of the Group in accordance with the auditor independence requirements of the *Corporations Act 2001* and the ethical requirements of the Accounting Professional and Ethical Standards Board's APES 110 *Code of Ethics for Professional Accountants (including Independence Standards)* (the Code) that are relevant to our audit of the financial report in Australia. We have also fulfilled our other ethical responsibilities in accordance with the Code.

We believe that the audit evidence we have obtained is sufficient and appropriate to provide a basis for our opinion.

Information other than the financial report and auditor's report thereon

The directors are responsible for the other information. The other information is the directors' report accompanying the financial report.

Our opinion on the financial report does not cover the other information and accordingly we do not express any form of assurance conclusion thereon.

In connection with our audit of the financial report, our responsibility is to read the other information and, in doing so, consider whether the other information is materially inconsistent with the financial report or our knowledge obtained in the audit or otherwise appears to be materially misstated.

If, based on the work we have performed, we conclude that there is a material misstatement of this other information, we are required to report that fact. We have nothing to report in this regard.

A member firm of Ernst & Young Global Limited
Liability limited by a scheme approved under Professional Standards Legislation



Building a better
working world

Responsibilities of the directors for the financial report

The directors of the Company are responsible for the preparation of the financial report that gives a true and fair view in accordance with Australian Accounting Standards - Simplified Disclosures and the *Corporations Act 2001* and for such internal control as the directors determine is necessary to enable the preparation of the financial report that gives a true and fair view and is free from material misstatement, whether due to fraud or error.

In preparing the financial report, the directors are responsible for assessing the Group's ability to continue as a going concern, disclosing, as applicable, matters relating to going concern and using the going concern basis of accounting unless the directors either intend to liquidate the Group or to cease operations, or have no realistic alternative but to do so.

Auditor's responsibilities for the audit of the financial report

Our objectives are to obtain reasonable assurance about whether the financial report as a whole is free from material misstatement, whether due to fraud or error, and to issue an auditor's report that includes our opinion. Reasonable assurance is a high level of assurance, but is not a guarantee that an audit conducted in accordance with the Australian Auditing Standards will always detect a material misstatement when it exists. Misstatements can arise from fraud or error and are considered material if, individually or in the aggregate, they could reasonably be expected to influence the economic decisions of users taken on the basis of this financial report.

As part of an audit in accordance with the Australian Auditing Standards, we exercise professional judgment and maintain professional scepticism throughout the audit. We also:

- ▶ Identify and assess the risks of material misstatement of the financial report, whether due to fraud or error, design and perform audit procedures responsive to those risks, and obtain audit evidence that is sufficient and appropriate to provide a basis for our opinion. The risk of not detecting a material misstatement resulting from fraud is higher than for one resulting from error, as fraud may involve collusion, forgery, intentional omissions, misrepresentations, or the override of internal control.
- ▶ Obtain an understanding of internal control relevant to the audit in order to design audit procedures that are appropriate in the circumstances, but not for the purpose of expressing an opinion on the effectiveness of the Group's internal control.
- ▶ Evaluate the appropriateness of accounting policies used and the reasonableness of accounting estimates and related disclosures made by the directors.
- ▶ Conclude on the appropriateness of the directors' use of the going concern basis of accounting and, based on the audit evidence obtained, whether a material uncertainty exists related to events or conditions that may cast significant doubt on the Group's ability to continue as a going concern. If we conclude that a material uncertainty exists, we are required to draw attention in our auditor's report to the related disclosures in the financial report or, if such disclosures are inadequate, to modify our opinion. Our conclusions are based on the audit evidence obtained up to the date of our auditor's report. However, future events or conditions may cause the Group to cease to continue as a going concern.
- ▶ Evaluate the overall presentation, structure and content of the financial report, including the disclosures, and whether the financial report represents the underlying transactions and events in a manner that achieves fair presentation.
- ▶ Obtain sufficient appropriate audit evidence regarding the financial information of the entities or business activities within the Group to express an opinion on the financial report. We are

A member firm of Ernst & Young Global Limited
Liability limited by a scheme approved under Professional Standards Legislation

INDEPENDENT AUDITOR'S REPORT



Building a better
working world

responsible for the direction, supervision and performance of the Group audit. We remain solely responsible for our audit opinion.

We communicate with the directors regarding, among other matters, the planned scope and timing of the audit and significant audit findings, including any significant deficiencies in internal control that we identify during our audit.

Ernst & Young

Daniel Cunningham
Partner
Sydney
30 May 2023

A member firm of Ernst & Young Global Limited
Liability limited by a scheme approved under Professional Standards Legislation



CHAMPIONSHIP SUMMARY

WINTER SHORT COURSE SEASON 2022

SWIMMING NSW MEET	TEAMS	COMPETITORS	ENTRIES
Country Short Course Championships	81	788	3299
Metropolitan Short Course Championships	62	843	3390
Junior State Age Short Course Championships	93	589	1762
Senior State Age Short Course Championships	109	1118	3637

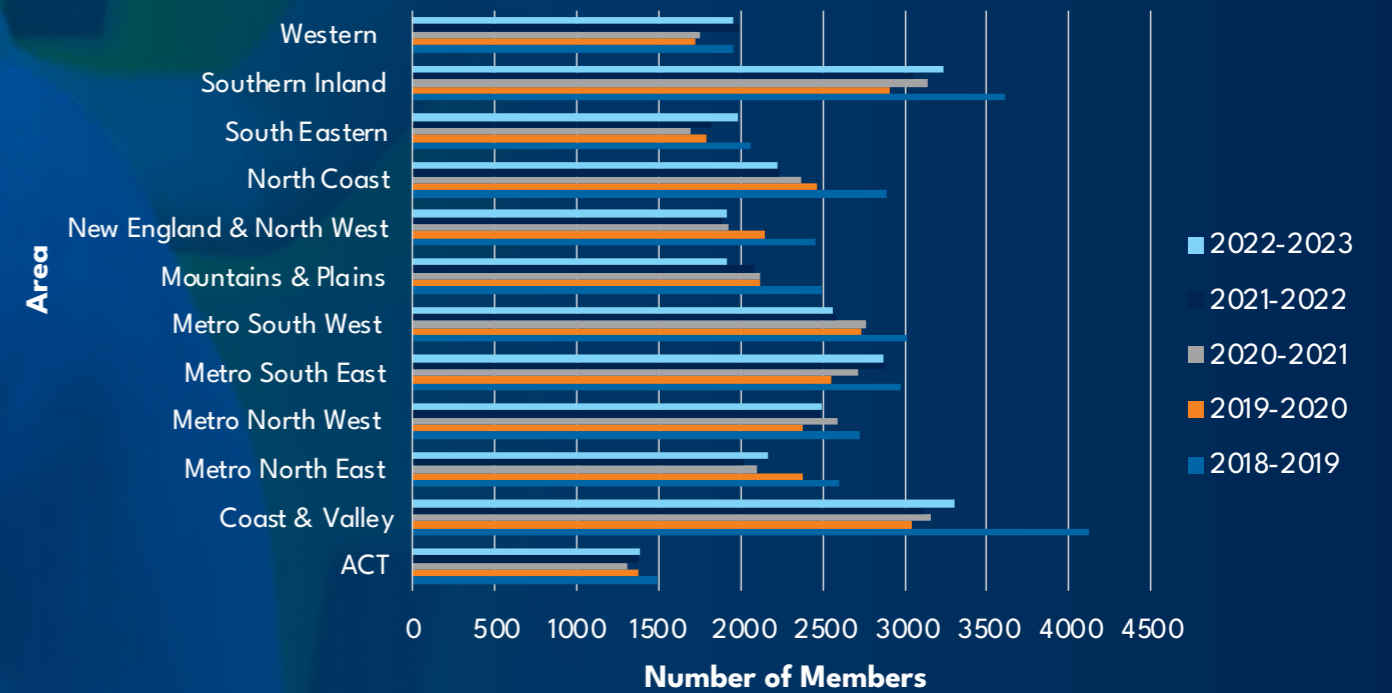
SUMMER LONG COURSE SEASON 2022/23

SWIMMING NSW MEET	TEAMS	COMPETITORS	ENTRIES
Junior Metropolitan Championships	61	701	2732
Senior State Age Championships	147	1797	8193
Open Water Championships	85	409	457
NSW Country Regional Meets (Across 3 Locations)	164	1282	7887
Country Championships	90	1007	4114
Senior Metropolitan Championships	60	790	3136
Speedo Sprint Series Finals	12 Areas	922	2273
State Open Championships	118	888	2855
Junior State Age Championships	131	1188	3646

CLUB MEMBERSHIP SUMMARY

Membership Distribution by Area 2022-2023

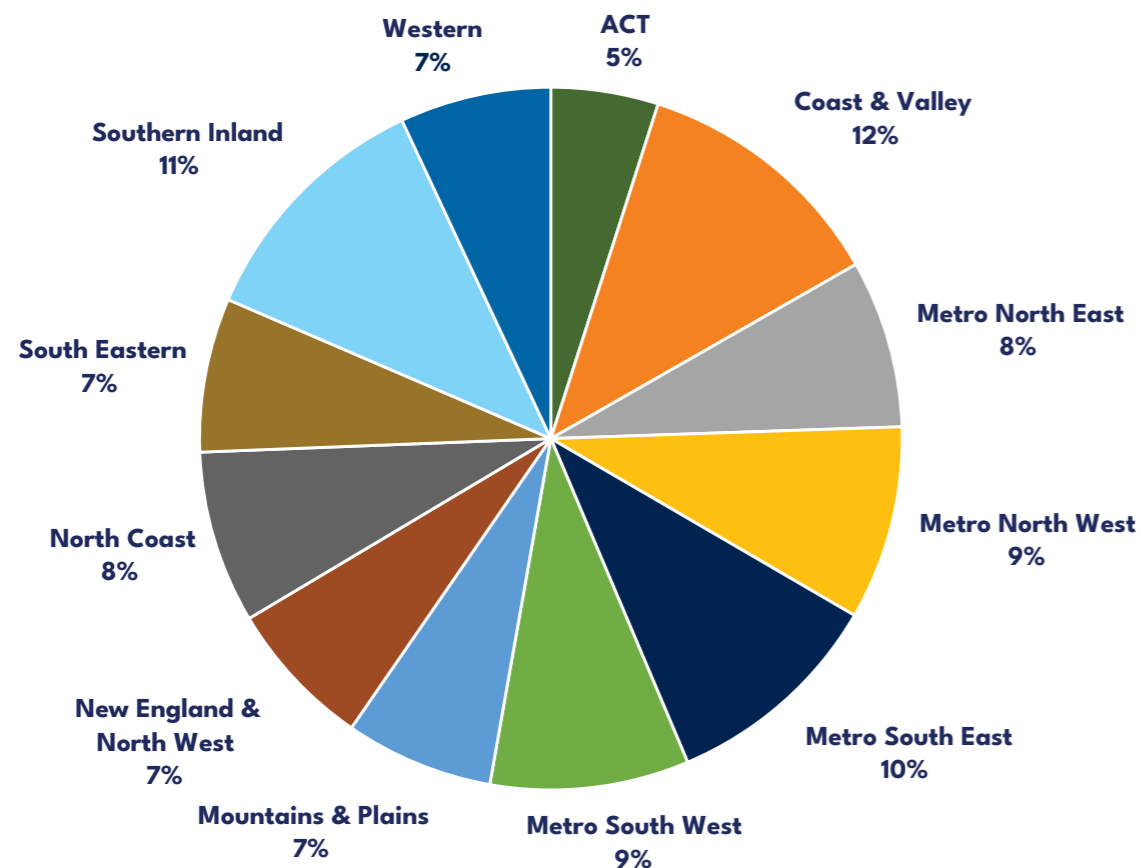
This table below depicts a historical snapshot of membership numbers for the 2018-2023 seasons by Area



Area	2018-2019	2019-2020	2020-2021	2021-2022	2022-2023
ACT	1489	1371	1311	1377	1382
Coast & Valley	4119	3041	3160	3109	3302
Metro North East	2601	2378	2096	2021	2161
Metro North West	2728	2373	2591	2479	2498
Metro South East	2978	2548	2714	2877	2865
Metro South West	3016	2734	2761	2580	2560
Mountains & Plains	2491	2113	2119	2081	1910
New England & North West	2450	2143	1920	1889	1913
North Coast	2886	2466	2364	2232	2221
South Eastern	2060	1789	1693	1820	1983
Southern Inland	3609	2906	3140	3054	3234
Western	1949	1723	1750	1993	1950
TOTAL	32376	27585	27619	27512	27979

Membership Distribution by Area 2022-2023

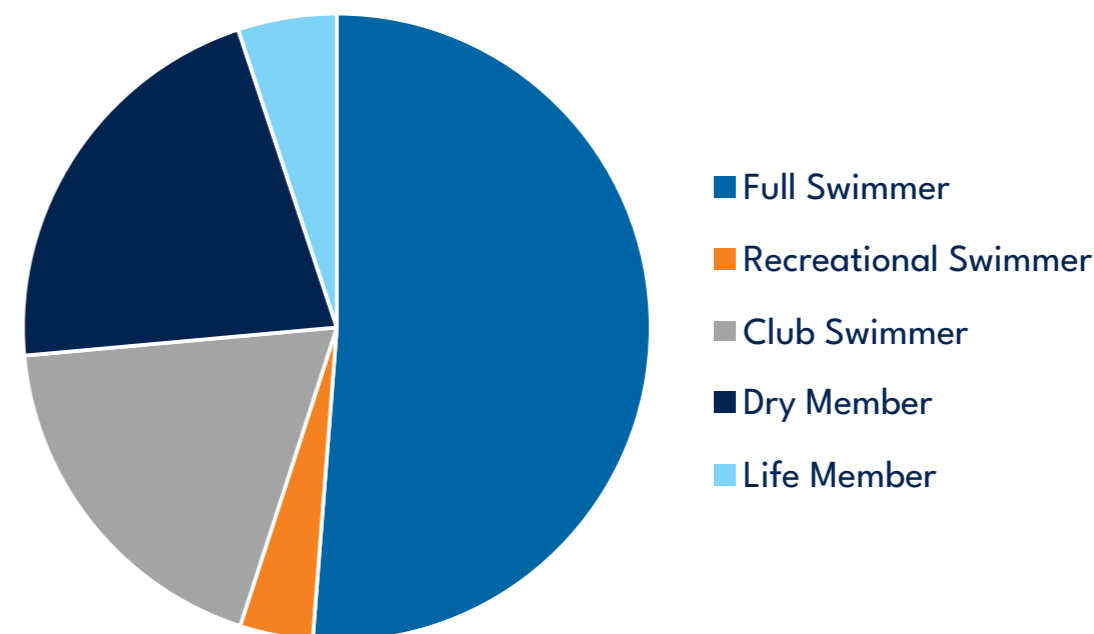
This table shows the membership distribution by Area for the 2022-2023 season



Area	2022-2023
ACT	1382
Coast & Valley	3302
Metro North East	2161
Metro North West	2498
Metro South East	2865
Metro South West	2560
Mountains & Plains	1910
New England & North West	1913
North Coast	2221
South Eastern	1983
Southern Inland	3234
Western	1950
TOTAL	27979

Membership Distribution by Member Type 2022-2023

This table and graph show the member demographics by member type for the 2022-2023 season

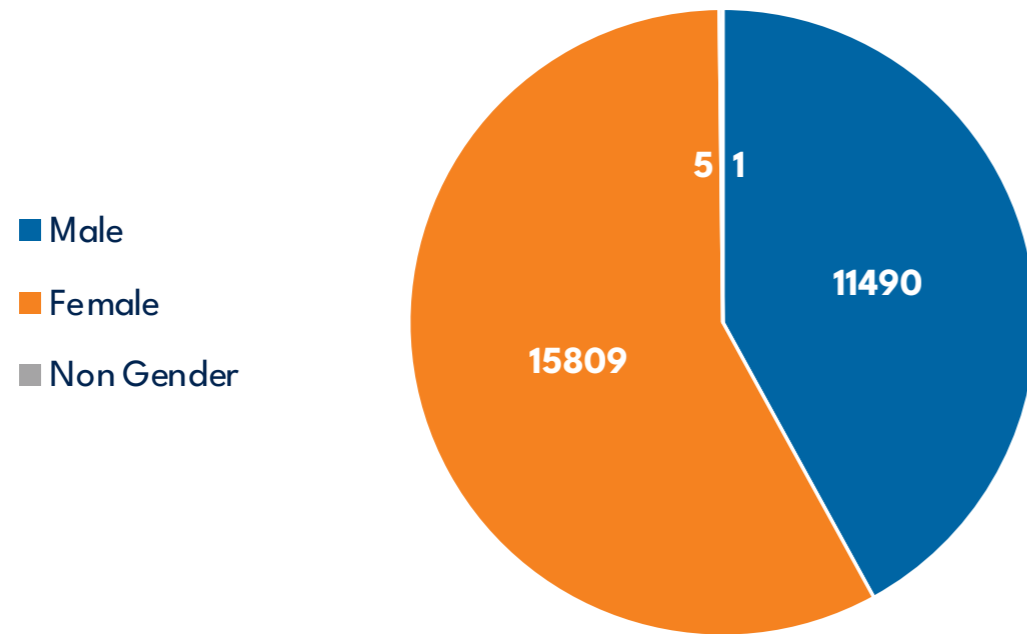


Member Type	2022-2023	% of Total Membership
Full Swimmer	13726	51
Recreational Swimmer	1007	4
Club Swimmer	4979	19
Dry Member	5717	21
Life Member	1365	5

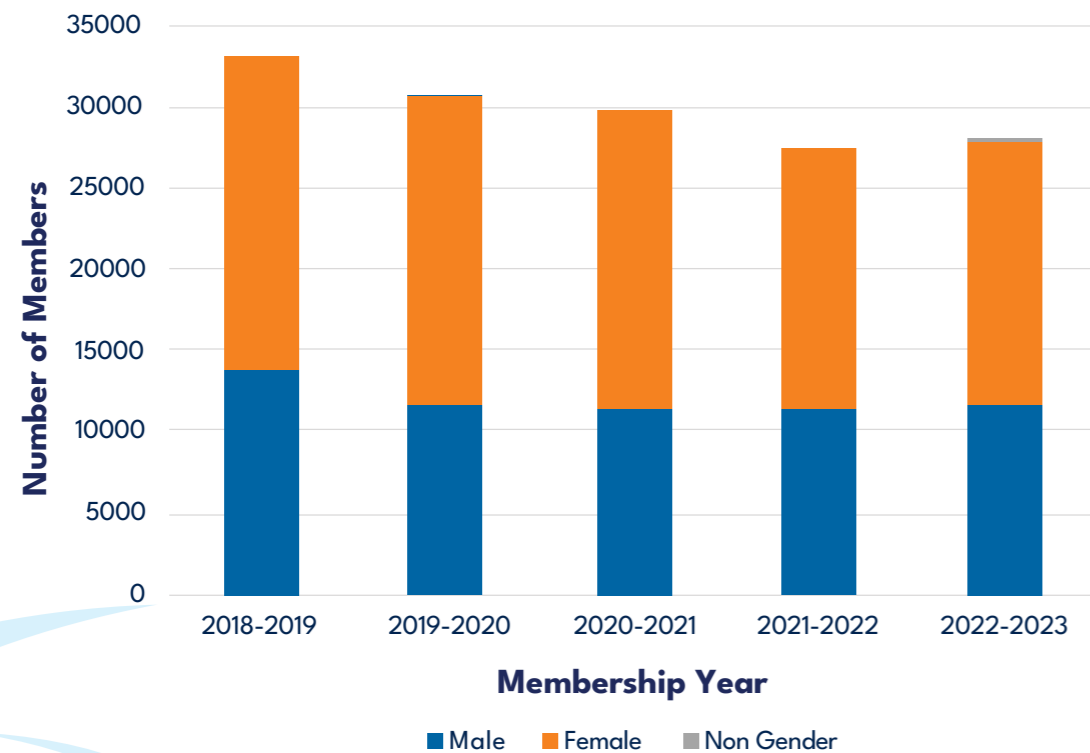


Membership Distribution by Year and Gender 2022-2023

This table and graph shows the membership distribution by year and gender for the 2018-2023 membership seasons

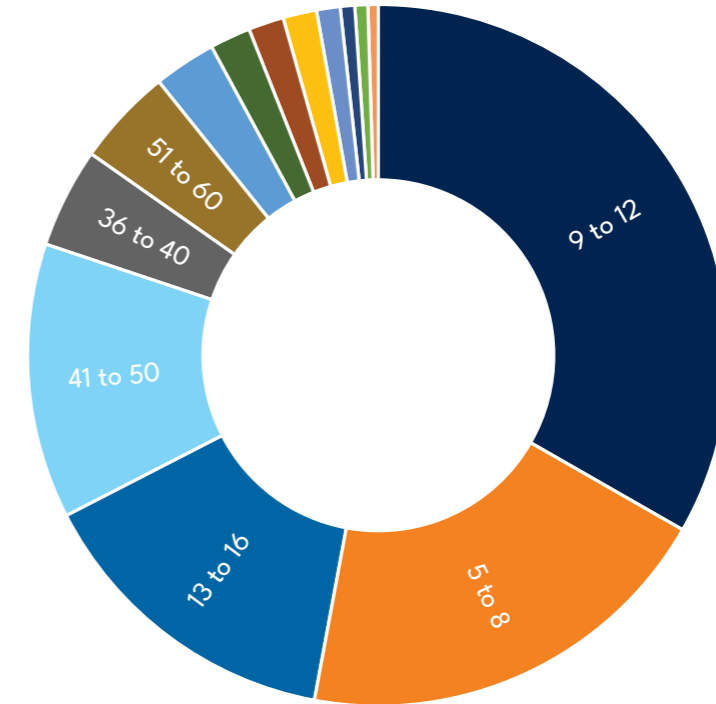


GENDER	2018-2019	2019-2020	2020-2021	2021-2022	2022-2023
Male	13895	11715	11400	11423	11804
Female	19284	18959	18481	16089	16124
No Gender specified					51



Membership Distribution by Age and Year

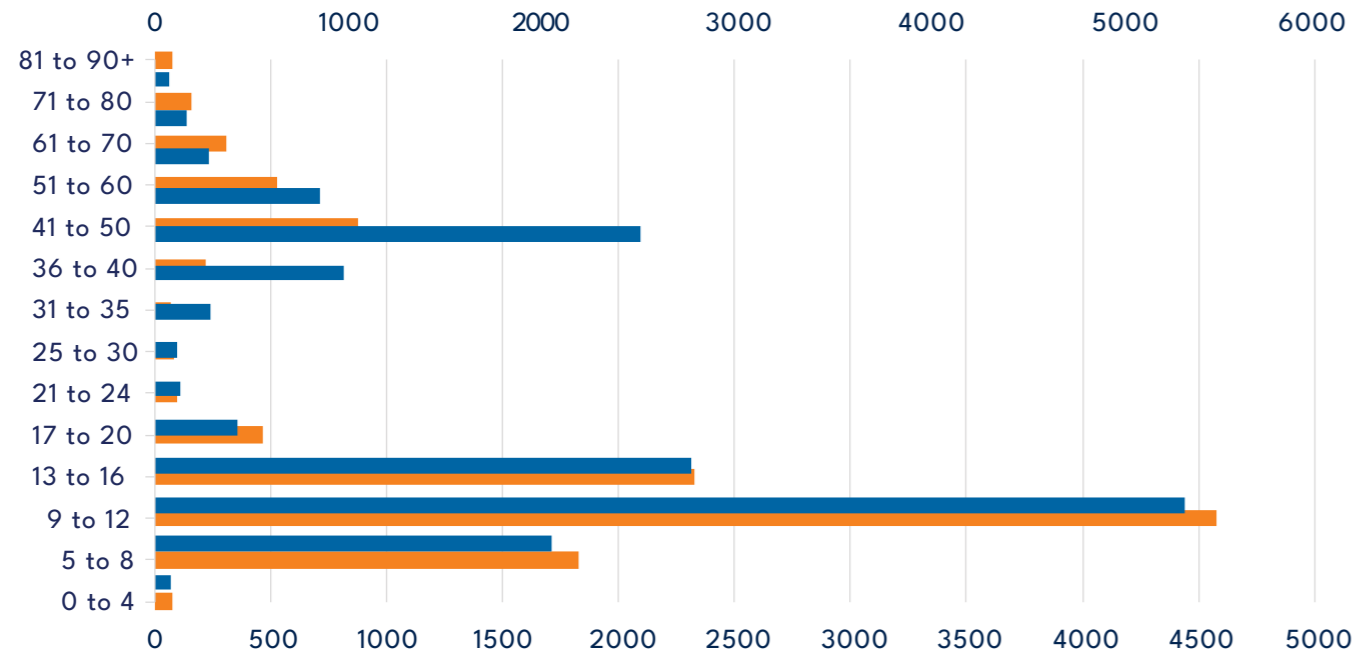
The chart and table below show the member demographics by age grouping and year from 2019-2023



AGE (YEARS)	As at 31.03.2019	As at 31.03.2020	As at 31.03.2021	As at 31.03.2022	As at 31.03.2023
0 to 4	502	110	90	143	164
5 to 8	6359	3737	3434	3434	3890
9 to 12	10774	9745	9363	9583	9924
13 to 16	4703	4970	5143	5467	5104
17 to 20	930	1029	964	988	891
21 to 24	193	207	455	395	232
25 to 30	215	148	167	180	202
31 to 35	528	414	425	358	364
36 to 40	1490	1272	1296	1111	1201
41 to 50	4108	3665	3861	3460	3392
51 to 60	1458	1315	1433	1373	1387
61 to 70	608	573	554	560	571
71 to 80	353	292	312	327	345
81 to 90+	155	108	122	158	168
No Age					144

Membership Distribution by Age and Gender 2022-2023

This table and graph shows the member demographics by age and gender for the 2022-2023 membership season



AGE (YEARS)	Female	Male	AGE (YEARS)	Female	Male
0 to 4	85	79	31 to 35	293	71
5 to 8	2053	1827	36 to 40	981	220
9 to 12	5332	4579	41 to 50	2512	879
13 to 16	2773	2327	51 to 60	855	528
17 to 20	427	464	61 to 70	284	312
21 to 24	131	100	71 to 80	163	156
25 to 30	115	86	81 to 90+	73	79
			No Age		144
			No Gender		51

CLUB MEMBERSHIP FIGURES 2019-2023

	ACT									
	2019-2020	2020-2021	2021-2022	LM	DRY	2022 CLUB SW	2023 REC SW	FULL SW	TOTAL	% Change
Aquatots Sea Dragons	39	41	13	1	1	0	0	20	1	-92.3
Braidwood	24	29	19	0	5	30	11	9	55	189.5
Burley Griffin	206	128	147	2	57	0	0	102	161	9.5
Canberra	201	157	112	3	48	0	0	64	115	2.7
Crookwell	15	0	0	0	0	0	0	0	0	0.0
Cruiz	45	118	202	4	107	0	0	124	235	16.3
Dickson	64	69	52	5	7	0	31	0	43	-17.3
Ginninderra	137	150	175	13	66	0	23	76	178	1.7
Goulburn	245	196	159	5	28	0	0	56	89	-44.0
Queanbeyan Leagues	30	21	18	2	6	0	0	22	30	66.7
Telopea	60	38	31	14	4	0	1	11	30	-3.2
Tuggeranong Vikings	188	202	246	9	89	0	0	126	224	-8.9
Woden Valley	117	162	203	2	77	0	0	103	182	-10.3
TOTAL	1371	1311	1377	59	495	30	66	713	1343	-2.5

COAST & VALLEY										
	2019-2020	2020-2021	2021-2022	LM	DRY	2022 CLUB SW	2023 REC SW	FULL SW	TOTAL	% Change
All Coast Academy Swim Club	0	0	0	0	5	2	0	7	14	
Beresfield	156	141	153	8	14	103	0	20	145	-5.2
Boolaroo Speers Point	22	165	215	13	4	0	134	78	229	6.5
Branxton Greta	113	130	132	2	3	43	0	58	106	-19.7
Central Newcastle	80	90	19	16	0	0	0	0	16	-15.8
Cessnock	53	3	79	3	0	109	0	3	115	45.6
Charlestown	71	90	107	9	16	33	0	63	121	13.1
Clarencetown Comets	36	3	3	3	0	0	0	0	3	0.0
Coalfields United	79	172	171	2	8	58	0	151	219	28.1
Dungog	1	1	81	2	0	49	0	0	51	-37.0
East Maitland Olympic	271	216	202	8	5	159	0	20	192	-5.0
Gosford Stingrays	57	53	65	9	19	5	1	40	74	13.8
Hunter	197	230	222	15	73	11	0	109	208	-6.3
Hunter Valley All Stars	42	39	48	2	7	7	0	21	37	-22.9
Jamie's	21	34	7	6	0	0	0	0	6	-14.3
Kincumber Pacific Dolphins	181	206	173	8	30	69	0	86	193	11.6
Kurri Kurri	24	19	11	0	0	0	0	0	0	-100.0
Macquarie Shores	20	39	36	4	5	0	0	34	43	19.4
Maitland	77	89	78	5	1	35	0	6	47	-39.7
Mingara Aquatic	158	123	135	14	43	7	0	76	140	3.7
Morisset Meteors	55	38	1	0	0	0	0	0	0	-100.0
Nelson Bay	34	38	37	3	12	0	0	33	48	29.7
Newcastle Premiers	31	44	13	4	1	18	0	0	23	76.9
Novocastrian	143	162	135	5	10	28	0	110	153	13.3
NU Swim	234	154	200	1	98	12	0	124	235	17.5
Raymond Terrace	6	3	4	1	0	0	0	0	1	-75.0
Singleton	98	130	123	3	10	21	0	61	95	-22.8
Stockton	40	67	60	2	0	45	0	13	60	0.0
Swansea Sharks	124	91	105	2	30	51	0	10	93	-11.4
Terrigal Orcas	0	0	27	0	17	14	0	14	45	100.0
The Entrance	108	102	8	9	0	0	0	0	9	12.5
Tilligerry Stingrays	11	0	0	0	0	0	0	0	0	0.0
Titans	87	126	100	3	22	7	0	37	69	-31.0
Toukley	41	34	33	7	3	19	0	11	40	21.2
Valentine Torpedoes	58	0	0	0	0	0	3	31	34	0.0
Valley Aquatic	58	70	66	0	42	3	0	58	103	56.1
Wallsend Warriors	2	49	68	5	2	0	0	73	80	17.6
West Wallsend Indoor	70	11	9	6	0	0	0	0	6	-33.3
Woy Woy	101	124	76	10	27	1	0	41	79	3.9
Wyee Point	29	27	55	0	10	0	0	43	53	-3.6
Wyong	52	47	52	5	5	40	0	7	57	9.6
TOTAL	3041	3160	3109	195	522	949	138	1438	3242	4.3

METRO NORTH EAST										
	2019-2020	2020-2021	2021-2022	LM	DRY	2022 CLUB SW	2023 REC SW	FULL SW	TOTAL	% Change
Abbotsleigh	108	83	76	3	40	0	0	42	88	10.5
Balmoral Swimmers	21	17	19	1	1	16	0	0	18	-5.3
Brook Withers	20	23	0	0	0	0	0	0	0	0
Bush School Learn To Swim	110	16	16	16	0	0	0	0	16	0
Carlile	255	74	0	0	0	0	0	0	0	0
Ezyswim	71	10	0	0	0	0	0	0	0	0
Hunters Hill	30	17	45	1	14	0	0	28	43	-4.4
Knox Pymble	291	331	322	7	93	0	0	238	338	5.0
Ku-Ring-Gai	175	173	180	12	26	70	0	38	146	-18.9
Lane Cove	253	258	295	19	42	110	0	121	292	-1.0
Manly Swimming Club	272	230	172	4	26	33	0	151	214	24.4
Monte	33	12	0	0	0	0	0	0	0	0
Mosman	0	0	53	1	9	4	0	48	62	17.0
Narrabeen	153	188	172	8	56	9	14	64	161	-6.4
North Sydney	42	4	4	3	0	0	0	0	3	-25.0
Northbridge	5	5	5	5	0	0	0	0	5	0
Ravenswood	143	121	108	2	63	7	0	68	140	29.6
Seahorses	12	25	66	0	10	30	11	31	82	24.2
Shore Swimming Club	0	0	0	0	6	0	0	23	29	
Terrey Hills	14	21	41	0	6	0	0	26	32	-22.0
Warringah Aquatic	181	214	224	7	68	23	5	157	260	16.1
Wenona	0	128	121	0	30	40	0	52	122	0.8
Willoughby	189	146	102	8	0	0	0	0	8	0
TOTAL	2378	2096	2021	2059	490	342	30	1087	2059	1.9

METRO NORTH WEST										
	2019-2020	2020-2021	2021-2022	LM	DRY	2022 CLUB SW	2023 REC SW	FULL SW	TOTAL	% Change
Auburn	92	94	70	7	12	0	0	54	73	4.3
Balmain	4	4	4	4	0	0	0	0	4	0.0
Barker Aquatics	175	72	66	2	33	0	0	41	76	15.2
Bluefins	38	49	54	2	11	10	0	50	73	35.2
Carlile	0	0	71	4	36	9	0	181	230	100.0
Castle Hill RSL Dolphins	238	294	277	18	93	32	0	102	245	-11.6
Coulter Barracudas	22	68	94	0	14	13	0	9	36	-61.7
Drummoyne	132	123	136	10	4	99	7	1	121	-11.0
Epping Bullets	30	68	3	3	0	0	0	0	3	0.0
Galston	59	78	15	4	4	0	0	0	8	-46.7
Hawkesbury	100	129	89	0	7	0	0	42	49	-44.9
Hornsby	60	107	84	7	14	0	0	84	105	25.0
Loreto Normanhurst	85	133	115	0	22	2	0	49	73	-36.5
Macquarie University	130	149	101	2	14	12	0	89	117	15.8
Marrickville	89	124	111	1	0	0	0	0	1	-99.1
Norwest	0	121	238	0	116	37	0	129	282	18.5
Parramatta City	217	136	122	4	4	51	73	129	261	113.9
Parramatta Memorial	38	45	55	0	8	33	0	7	48	-12.7
Riverstone Dolphins RSL Youth	11	5	5	0	0	0	0	0	0	-100.0
Ryde Swimming Club	234	273	238	8	11	2	0	1	22	-90.8
SOPAC	225	219	220	4	78	0	1	105	188	-14.5
Swim Infiniti	29	59	58	2	2	14	0	58	76	31.0
Swimwest	68	41	50	11	32	3	0	36	82	64.0
The Hills	157	28	29	11	36	7	8	58	120	313.8
Top	0	0	5	0	0	0	0	0	0	100.0
Windsor	140	172	169	8	43	14	0	90	155	-8.3
TOTAL	2373	2591	2479	112	594	338	89	1315	2448	-1.3

METRO SOUTH EAST										
	2019-2020	2020-2021	2021-2022	LM	DRY	2022 CLUB SW	2023 REC SW	FULL SW	TOTAL	% Change
Ascham School	20	8	2	1	0	0	0	1	2	0.00
Bondi	32	28	29	3	1	26	0	2	32	10.34
Carss Park	3	3	3	3	0	0	0	0	3	0.00
City of Sydney	101	215	238	0	21	57	0	105	183	-23.11
Cook & Phillip	1	0	0	0	0	0	0	0	0	0.00
Cranbrook Aquatics	0	17	183	0	20	44	0	89	153	-16.39
Cronulla	95	105	132	1	17	68	0	83	169	28.03
DRLC Maroubra	123	39	50	9	5	24	0	36	74	48.00
Engadine	34	29	30	5	7	6	0	34	52	73.33
Jones	41	39	27	3	7	0	0	29	39	44.44
Jones Tempe Torpedoes	7	0	0	0	0	0	0	0	0	0.00
KRB Aquatics	194	191	182	2	2	108	0	98	210	15.38
Leichhardt	94	166	184	4	4	76	0	91	175	-4.89
Maccabi	79	88	46	1	2	10	0	31	44	-4.35
Menai	113	118	95	2	5	0	0	6	13	-86.32
NC Aquatic	51	7	7	7	0	0	0	0	7	0.00
Newington	41	70	78	3	22	0	0	83	108	38.46
North Ramsgate	36	41	36	10	2	13	1	3	29	-19.44
Peakhurst	118	120	106	25	3	56	0	34	118	11.32
PLC Sydney	271	276	244	1	111	0	0	115	227	-6.97
Randwick & Coogee	15	81	110	17	8	75	0	0	100	-9.09
Randwick City	181	208	217	0	18	8	0	190	216	-0.46
Roselands	19	17	18	7	2	0	0	0	9	-50.00
Sans Souci Sea Devils	126	103	111	5	12	18	0	65	100	-9.91
Sea's The Limit	12	8	29	0	7	0	0	25	32	10.34
Sladem	20	24	37	8	0	3	0	16	27	-27.03
SLC Aquadot	163	162	151	6	14	27	0	97	144	-4.64
Southern Sydney	18	51	54	0	10	0	0	54	64	18.52
St Catherine's Aquatics	0	24	30	0	4	9	0	22	35	16.67
St George	153	152	200	14	44	16	0	93	167	-16.50
Sydney University	168	187	179	2	64	11	0	107	184	2.79
Tivoli	74	56	68	3	2	7	5	55	72	5.88
University Of NSW	145	81	1	0	19	9	0	29	57	5600.00
TOTAL	2548	2714	2877	142	433	671	6	1593	2845	-1.11

METRO SOUTH WEST										
	2019-2020	2020-2021	2021-2022	LM	DRY	2022 CLUB SW	2023 REC SW	FULL SW	TOTAL	% Change
ACU Blacktown	177	183	122	11	54	23	0	68	156	27.9
Aquablitz Toongabbie	306	245	183	5	79	25	0	94	203	10.9
Ashfield Asc Inc	84	118	122	23	11	88	0	0	122	0.0
Atlantis	88	92	85	2	6	10	0	83	101	18.8
Bankstown Sports	37	35	38	3	2	0	0	36	41	7.9
Camden	112	106	140	13	33	17	0	42	105	-25.0
Campbelltown	164	144	140	27	25	12	0	74	138	-1.4
Chifley	145	92	86	0	12	0	0	13	25	-70.9
Dive In Penrith	92	59	50	0	3	25	0	3	31	-38.0
Enfield	58	60	38	1	1	0	0	20	22	-42.1
Holsworthy Hammerheads	93	2	2	2	0	0	0	0	2	0.0
Liverpool	7	60	59	8	12	7	0	27	54	-8.5
Macarthur Tritons	0	41	0	0	0	0	0	0	0	0.0
Macquarie Fields	66	50	64	12	9	35	0	15	71	10.9
Mccredie Park Aquatics	43	45	52	9	3	26	0	12	50	-3.8
Merrylands	54	130	119	11	11	36	19	24	101	-15.1
MLC Marlins	162	192	118	1	30	0	0	112	143	21.2
Mount Annan	114	102	109	0	22	5	0	73	100	-8.3
Mount Pritchard (Mounties)	121	95	100	1	20	0	0	56	77	-23.0
Nepean Aquatic Centre	99	184	240	1	118	32	0	122	273	13.8
Penrith	172	1	37	8	2	19	8	0	37	0.0
Penrith RSL	1	30	1	1	0	0	0	0	1	0.0
Picton	28	142	124	1	9	38	0	55	103	-16.9
Prairiewood	129	39	52	2	14	3	0	28	47	-9.6
Revesby Workers	48	174	158	1	34	0	0	105	140	-11.4
Ripples St Marys	147	154	162	23	33	7	0	29	92	-43.2
SGAC Aquatic	145	0	0	0	0	0	0	0	0	0.0
Swim Club Emerton	42	19	18	0	4	0	0	5	9	-50.0
Trinity Grammar School	108	127	121	4	23	0	0	78	105	-13.2
Wenden	37	40	40	8	10	0	0	5	23	-42.5
TOTAL				178	580	408	27	1179	2372	-8.1

MOUNTAINS AND PLAINS										
	2019-2020	2020-2021	2021-2022	LM	DRY	2022 CLUB SW	2023 REC SW	FULL SW	TOTAL	% Change
Bathurst City	120	156	139	4	35	0	0	54	93	-33.1
Bathurst Swimming Academy Club	0	0	0	0	5	0	0	38	43	0.0
Blayney	13	44	46	3	5	0	0	31	39	-15.2
Canowindra	120	119	120	2	1	20	0	87	110	-8.3
City of Orange	62	27	8	0	0	0	0	0	0	-100.0
Condobolin	38	77	91	6	2	0	0	59	67	-26.4
Cowra	115	118	116	4	19	0	14	68	105	-9.5
Cudal	57	59	64	1	5	0	2	63	71	10.9
Cumnock	38	43	47	0	1	0	0	39	40	-14.9
Forbes Asc	62	49	64	10	3	24	19	9	65	1.6
Forbes Fins	282	276	245	1	23	100	46	49	219	-10.6
Glenbrook	123	122	0	0	0	0	0	0	0	0.0
Grenfell	105	111	121	1	17	16	0	80	114	-5.8
Kandos Rylstone	59	70	67	2	4	34	0	9	49	-26.9
Katoomba RSL	51	40	49	8	18	7	0	22	55	12.2
Kinross Wolaroi	72	48	61	5	8	0	2	37	52	-14.8
Lake Cargelligo	24	9	4	1	0	0	0	1	2	-50.0
Lawson	64	70	66	3	5	32	0	19	59	-10.6
Lithgow	92	86	97	5	27	13	3	27	75	-22.7
Lower Blue Mountains	0	0	166	11	18	27	0	107	163	100.0
Manildra	19	65	79	3	2	0	0	69	74	-6.3
Molong	91	86	91	1	10	0	0	73	84	-7.7
Orange Aquatic	116	132	109	11	9	10	0	62	92	-15.6
Parkes	137	123	118	2	10	0	0	97	109	-7.6
Peak Hill	34	39	22	0	2	17	0	0	19	-13.6
Springwood	96	52	0	0	0	0	0	0	0	0.0
Titanium	25	0	0	0	0	0	0	0	0	0.0
Trundle	55	58	56	0	0	0	0	0	0	-100.0
Tullamore	43	40	35	0	1	0	0	40	41	17.1
TOTAL	2113	2119	2081	84	230	300	86	1140	1840	-11.6

NEW ENGLAND AND NORTH WEST

	2019-2020	2020-2021	2021-2022	LM	DRY	2022 CLUB SW	2023 REC SW	FULL SW	TOTAL	% Change
360 Scully Park	67	70	77	11	50	27	12	42	142	84.4
Armidale	1	1	1	0	0	0	0	0	0	-100.0
Armidale Alligators	97	110	83	4	13	23	0	22	62	-25.3
Barraba	34	0	0	0	0	0	0	0	0	0.0
Bingara	27	58	0	0	11	26	0	0	37	0
Boggabri	37	0	0	0	1	0	0	12	0	0.0
Denman	101	79	79	3	9	0	0	49	61	-22.8
Glen Innes	123	147	161	5	42	2	0	93	142	-11.8
Gunnedah	131	127	145	6	54	0	22	75	157	8.3
Inverell	83	57	49	7	15	0	0	31	53	8.2
Kootingal Moonbi	178	185	184	3	61	0	0	114	178	-3.3
Manilla	34	67	44	1	0	32	0	7	40	-9.1
Merriwa	9	31	25	0	0	0	0	6	6	-76.0
Moree	139	11	14	0	0	0	0	6	6	-57.1
Mungindi	59	69	0	0	11	19	14	9	0	0
Muswellbrook	103	69	96	15	9	0	0	49	73	-24.0
Narrabri Stingrays	132	107	133	0	31	12	13	38	94	-29.3
Nundle	42	39	26	0	4	13	11	0	28	7.7
Quirindi	136	145	138	7	47	32	0	53	139	0.7
Scone	89	121	143	0	12	0	0	92	104	-27.3
Tamworth City	105	121	137	2	9	0	19	126	156	13.9
Tenterfield	72	69	65	1	21	0	0	40	62	-4.6
Warialda	18	14	39	0	11	0	0	34	45	15.4
Wee Waa	219	158	89	0	21	22	0	16	59	-33.7
Werris Creek	108	134	161	20	53	0	43	42	158	-1.9
TOTAL	2144	1989	1889	85	485	208	134	956	1802	-4.6

NORTH COAST

	2019-2020	2020-2021	2021-2022	LM	DRY	2022 CLUB SW	2023 REC SW	FULL SW	TOTAL	% Change
Alstonville	96	106	138	4	31	0	0	124	159	15.2
Ballina Memorial	5	1	1	1	0	0	0	0	1	0.0
Bellingen	34	33	24	0	8	11	0	6	25	4.2
Byron Bay	12	4	2	0	5	1	0	0	6	200.0
Casino	134	122	58	4	7	0	0	35	46	-20.7
Coffs Harbour	284	278	306	2	95	0	0	158	255	-16.7
Crescent Head	31	36	33	1	11	11	0	13	36	9.1
Dorrigo	22	9	6	3	1	0	0	0	4	-33.3
Evans Heads	0	0	0	0	9	20	0	12	41	0.0
Forster Aquatic	57	66	90	3	35	27	0	45	110	22.2
Gloucester Thunderbolts	72	109	110	5	28	32	0	24	89	-19.1
Grafton	106	53	23	4	8	0	0	13	25	8.7
Kempsey	140	110	74	16	8	0	0	20	44	-40.5
Kingscliff	59	79	125	6	18	24	0	69	117	-6.4
Kyogle	65	50	15	0	4	26	0	8	38	153.3
Laurieton	116	103	107	8	30	0	0	80	118	10.3
Lismore Workers	90	119	85	6	13	17	0	30	60	-29.4
Macksville Marlins	72	82	83	10	38	18	0	62	128	54.2
Macleay Manta Rays	47	59	114	0	16	66	0	47	129	13.2
Mullumbimby	19	16	3	2	0	0	0	0	2	-33.3
Murwillumbah	56	37	37	0	1	17	0	3	21	-43.2
Nambucca Aquatic	47	42	17	0	1	0	0	5	6	-64.7
Port Macquarie	110	94	113	8	46	0	0	104	158	39.8
Richmond Valley	6	0	0	0	0	0	0	0	0	0.0
Sawtell	62	76	85	9	16	0	0	33	58	-31.8
Stroud Seals	47	23	17	0	11	4	0	17	32	88.2
Summerland Racing Team	1	0	0	0	0	0	0	0	0	0.0
Taree Torpedoes	183	132	117	5	36	0	0	72	113	-3.4
Trinity Lismore	91	78	45	4	0	0	0	0	4	-91.1
Twin Towns	78	64	50	9	10	0	0	16	35	-30.0
Wauchope	88	116	128	2	6	113	0	33	154	20.3
Wingham	90	95	68	4	8	0	0	41	53	-22.1
Woodenbong	49	46	40	15	6	12	0	10	43	7.5
Woolgoolga	29	38	44	2	5	0	0	11	18	-59.1
Yamba Orcas	68	88	74	0	2	57	0	15	74	0.0
TOTAL	2466	2364	2232	127	513	456	0	1106	2202	-1.3

SOUTH EASTERN										
	2019-2020	2020-2021	2021-2022	LM	DRY	2022 CLUB SW	2023 REC SW	FULL SW	TOTAL	% Change
Albion Park	65	89	81	1	12	57	0	23	93	14.8
Batemans Bay	67	4	4	6	4	27	0	18	55	1275.0
Bay & Basin	107	91	70	0	28	0	0	52	80	14.3
Bega	45	35	45	2	16	0	0	42	60	33.3
Berkeley	94	87	79	2	0	37	37	0	76	-3.8
Bomaderry	66	45	43	9	9	3	0	16	37	-14.0
Bombala	36	36	43	1	0	0	9	0	10	-76.7
Cobargo	70	4	34	4	19	32	0	11	66	94.1
Cooma	24	38	38	4	23	36	0	7	70	84.2
Corrimal	186	173	166	12	42	50	0	58	162	-2.4
Dapto	92	95	108	7	32	0	0	101	140	29.6
Eden	64	69	99	6	40	0	0	65	111	12.1
Jindabyne	6	7	6	4	0	0	0	1	5	-16.7
Kiama	86	66	51	2	7	0	0	41	50	-2.0
Mittagong	0	0	66	0	3	19	0	31	53	100.0
Moruya	73	88	53	4	15	10	0	39	68	28.3
Moss Vale	0	0	73	1	4	38	0	23	66	100.0
Narooma	55	51	57	5	18	8	0	24	55	-3.5
Nowra	122	101	84	12	10	56	4	10	92	9.5
Oak Flats	195	242	270	11	13	84	42	61	211	-21.9
Pambula Community	1	23	32	2	23	0	0	36	61	90.6
Port Kembla	19	35	28	0	3	31	0	0	34	21.4
Ulladulla	36	20	15	7	9	12	0	19	47	213.3
West Illawarra Aquatic	195	179	181	5	64	0	0	107	176	-2.8
Wollongong	121	115	94	7	20	0	6	59	92	-2.1
TOTAL	1825	1693	1820	114	414	500	98	844	1970	8.2

SOUTHERN INLAND										
	2019-2020	2020-2021	2021-2022	LM	DRY	2022 CLUB SW	2023 REC SW	FULL SW	TOTAL	% Change
Adelong	51	64	46	0	2	0	24	0	26	-43.5
Albury	175	204	229	6	7	0	0	197	210	-8.3
Albury North Lavington	56	38	25	7	19	0	2	56	84	236.0
Ariah Park	50	95	63	0	22	34	3	3	62	-1.6
Barellan	2	3	3	3	0	0	0	0	3	0.0
Batlow	7	10	9	0	0	0	0	0	0	-100.0
Binalong	57	57	21	0	3	2	8	3	16	-23.8
Boorowa	79	82	77	2	6	0	0	40	48	-37.7
Borambola	48	5	5	5	0	0	0	0	5	0.0
Coleambally	65	57	50	0	10	5	7	37	59	18.0
Coolamon	90	82	69	1	3	0	0	57	61	-11.6
Cootamundra	129	114	125	5	30	0	0	56	91	-27.2
Corowa	29	33	72	3	11	0	7	48	69	-4.2
Corryong	48	18	28	6	0	1	1	30	38	35.7
Deniliquin	129	88	83	19	20	8	0	16	63	-24.1
Finley	5	159	5	6	39	0	1	82	128	2460.0
Ganmain	70	46	40	0	2	11	34	11	58	45.0
Griffith	104	111	128	4	52	0	0	97	153	19.5
GT Aquatics	59	58	51	0	10	0	2	15	27	-47.1
Gundagai	25	50	74	1	15	0	0	56	72	-2.7
Harden Murrumburrah	80	82	35	0	5	0	39	26	70	100.0
Hay	48	47	62	1	6	0	0	38	45	-27.4
Jerilderie	12	22	0	0	0	0	0	18	18	0
Jugiong	2	0	0	0	0	0	0	0	0	0.0
June	73	45	53	7	14	0	0	49	70	32.1
Leeton-Yanco	126	212	292	0	154	99	51	40	344	17.8
Lockhart	30	49	68	2	4	43	19	0	68	0.0
Narrandera	187	105	229	6	0	0	35	152	193	-15.7
Quandialla	68	104	81	4	25	0	0	50	79	-2.5
Temora	225	207	184	14	51	51	27	36	179	-2.7
The Rock	0	0	0	0	11	19	0	11	41	0.0
Tumbarumba	10	32	30	3	6	0	46	5	60	100.0
Tumut	81	96	103	6	7	0	0	77	90	-12.6
Ungarie	45	27	30	0	6	20	0	10	36	20.0
Wagga Asthma	6	36	15	2	0	0	0	0	2	-86.7
Wagga Wagga	220	306	323	4	104	47	0	165	320	-0.9
West Wyalong	109	121	92	2	6	38	0	43	89	-3.3
Yass	62	64	59	1	14	10	0	33	58	-1.7
Young	179	211	195	7	22	13	0	119	161	-17.4
TOTAL	2841	3140	3054	127	686	401	306	1676	3196	4.6

WESTERN

	2019- 2020	2020- 2021	2021- 2022	LM	DRY	2022 CLUB SW	2023 REC SW	FULL SW	TOTAL	% Change
Baradine	22	35	27	0	0	0	0	17	17	-37.0
Bourke	0	0	42	0	19	0	0	35	54	100.0
Cobar	47	87	116	0	13	55	0	31	99	-14.7
Coolah	117	98	116	3	49	0	0	56	108	-6.9
Coonabarabran	90	52	68	1	20	0	0	31	52	-23.5
Coonamble	30	30	29	3	10	0	0	28	41	41.4
Dubbo City Swimtech	210	209	223	4	35	0	0	136	175	-21.5
Dubbo RSL	34	31	38	4	5	0	0	21	30	-21.1
Dunedoo	45	43	38	0	4	0	0	30	34	-10.5
Gilgandra	58	56	71	1	0	0	0	66	67	-5.6
Gulargambone	41	34	30	2	4	0	0	20	26	-13.3
Gulgong Asc	0	0	0	4	34	98	0	18	154	0.0
Lightning Ridge	3	58	54	0	1	27	15	0	43	-20.4
Macquarie Yabbies	69	65	118	0	14	0	0	70	84	-28.8
Mendooran Merrygoen	76	67	63	0	5	46	0	0	51	-19.0
Mudgee	59	82	127	0	20	122	0	4	146	15.0
Mudgee Indoor	50	64	108	0	10	0	0	65	75	-30.6
Narromine	0	0	11	0	0	0	0	0	0	100.0
Nyngan	118	119	129	3	34	0	0	80	117	-9.3
Orana Aquatic	87	106	121	1	29	0	0	51	81	-33.1
Tottenham	58	67	43	0	20	26	9	5	60	39.5
Trangie	54	72	70	2	20	0	0	53	75	7.1
Walgett	99	78	65	0	24	45	0	0	69	6.2
Warren	74	75	77	1	6	10	0	50	67	-13.0
Wellington	119	155	138	13	16	42	0	65	136	-1.4
Yeoval	73	67	71	0	4	0	0	46	50	-29.6
TOTAL	1633	1750	1993	42	396	471	24	978	1911	-4.1



PARTNERS & PROVIDERS

PRINCIPAL PARTNERS



PARTNERS



SydneyOlympicPark 
Aquatic Centre

PROVIDERS



PERFORMANCE CENTRE PARTNERS

SydneyOlympicPark 



NUSPORT





PO BOX 571 SYDNEY MARKETS NSW 2129

02 9763 5833

admin@nsw.swimming.org.au

nsw.swimming.org.au